

## DUAL TEAM TENNIS LINE-UP SHEET

School name: A.C. Reynolds High School Classification: 3-A Play-off Berth: MAC #1 seed

A high school team is comprised of 6 singles players competing in flights 1,2,3,4,5, and 6 singles; and 3 doubles teams (2 players each) competing in flights 1,2, and 3 doubles. An individual may compete in both singles and doubles. Players must have played 25% at a position in order to be seeded at that position unless there is an approved issue, injury or illness. Proof must be provided at Conference Meeting prior to submitting line-up sheet to NCHSAA.

Line-up sheets are to be mailed to the NCHSAA office. The deadline for this ranking sheet to be received is the **Monday prior to the first playing date for the dual team playoffs**. \*\*Conferences are responsible for verification of dual team line-ups before they are sent to the NCHSAA office. The procedure for verification is the decision of the conference. This procedure should eliminate any possible problems regarding stacking before the playoffs begin. A conference administrator must sign the dual team line ups before they are submitted to the NCHSAA office.

## SINGLES COMPETITION

Flight	Name		Grade	Total Matches Played	Record		Record in this Flight	
					Won	Lost	Won	Lost
#1	First	Last						
#1	Cole Douglas-Fields		11	15	14	1	14	1
#2	Kaleb Brookshire		12	5	2	3	2	3
#3	Khanh Tran		11	15	7	8	2	2
#4	Anthony Boettcher		10	10	1	9	0	1
#5	Adam Wagner		11	17	14	3	4	2
#6	Quincy Kitson		11	17	13	4	2	3

## DOUBLES COMPETITION

The position paired at the number-one doubles position (ex. #1 and #3 = 4) must add up to an equal or lower number than those paired at the number-two doubles (ex. #2 and #4 = 6). The number two doubles pairing must add up to an equal or lower number than those paired at number three doubles (ex. #5 and #6 = 11).

\*A number-one singles player may **NOT** play at number three doubles.

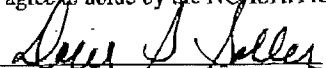
Singles Flight	Flight	Name First Last	Grade	Total Record (this team)		Flight Record (this team)	
				Won	Lost	Won	Lost
1	#1	COLE DOUGLAS-FIELDS	11	4	0	4	0
2		KINGS BROOKSHIRE	12				
3	#2	KHANH TRAN	11	2	0	2	0
4		ANTHONY GOETTYNER	10				
5	#3	ADAM WAGNER	11	4	0	2	0
6		QUINCY KILSON	11				

List remaining players in order of team ranking. This is for the purpose of substituting in doubles or in case they must be moved up in singles because of injury or illness.


Singles Flight	Name	Grade
7	NICK POULOS	11
8	DAVID CHRISTIANSON	11
9	ANDREW WATKIN	10

Certification Statement: We certify that the above listed players are listed in order of ability and are in position as per dual team rules. All exceptions to the 25% rule for singles competition have been approved at the conference meeting due to provided proof (injury, illness, etc.). Please list reason here: #2 singles  
Player Host Sholder after 5th match and was just released to play again.  
 Further we agree to abide by the NCHSAA regulations under which this dual team playoff is to be conducted.

Signed:

  
 PRINCIPAL

  
 HEAD COACH

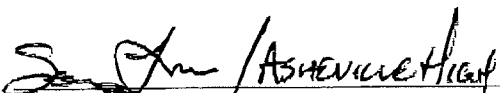
  
 CONFERENCE PRESIDENT/DESIGNEE  
 (Conference verification)


School Phone: (808) 298-2500

Head Coach Phone: (808) 275-8786

3 Different Conference Coaches Signatures

  
 Coaches Name / School

  
 Coaches Name / School

  
 Coaches Name / School

919-240-7398

## DUAL TEAM TENNIS LINE-UP SHEET

School name: AshbrookClassification: 3APlay-off Berth: BIG SOUTH #1

A high school team is comprised of 6 singles players competing in flights 1,2,3,4,5, and 6 singles; and 3 doubles teams (2 players each) competing in flights 1,2, and 3 doubles. An individual may compete in both singles and doubles. Players must have played 25% at a position in order to be seeded at that position unless there is an approved issue, injury or illness. Proof must be provided at Conference Meeting prior to submitting line-up sheet to NCHSAA.

Line-up sheets are to be mailed to the NCHSAA office. The deadline for this ranking sheet to be received is the **Monday prior to the first playing date for the dual team playoffs**. \*\*Conferences are responsible for verification of dual team line-ups before they are sent to the NCHSAA office. The procedure for verification is the decision of the conference. This procedure should eliminate any possible problems regarding stacking before the playoffs begin. A conference administrator must sign the dual team line ups before they are submitted to the NCHSAA office.

## SINGLES COMPETITION

Flight	Name		Grade	Total Matches Played	Record		Record in this Flight	
	First	Last			Won	Lost	Won	Lost
#1	Gabe	Mathews	12	14	6	8	6	8
#2	Blake	Ballard	12	12	9	3	9	3
#3	Danny	Cullum	11	13	12	1	11	1
#4	Kaleb	Rector	12	11	10	1	7	1
#5	Lito	Mantecon	9	11	10	1	6	1
#6	Solomon	Collins	10	9	8	1	4	1

## DUAL TEAM TENNIS LINE-UP SHEET

School name: Asheboro High School Classification: 3A Play-off Berth: Mid-Piedmont Runner-up

A high school team is comprised of 6 singles players competing in flights 1,2,3,4,5, and 6 singles; and 3 doubles teams (2 players each) competing in flights 1,2, and 3 doubles. An individual may compete in both singles and doubles. Players must have played 25% at a position in order to be seeded at that position unless there is an approved issue, injury or illness. Proof must be provided at Conference Meeting prior to submitting line-up sheet to NCHSAA.

Line-up sheets are to be mailed to the NCHSAA office. The deadline for this ranking sheet to be received is the **Monday prior to the first playing date for the dual team playoffs**. \*\*Conferences are responsible for verification of dual team line-ups before they are sent to the NCHSAA office. The procedure for verification is the decision of the conference. This procedure should eliminate any possible problems regarding stacking before the playoffs begin. A conference administrator must sign the dual team line ups before they are submitted to the NCHSAA office.

## SINGLES COMPETITION

Flight	Name		Grade	Total Matches Played	Record		Record in this Flight	
					Won	Lost	Won	Lost
#1	Austin	Allen	11	15	15	0	15	0
#2	Richard	Pincus	10	17	11	6	10	5
#3	Blake	Ferree	11	16	11	5	11	4
#4	Miles	Farlow	11	14	9	5	8	4
#5	Connor	Criscoe	10	16	11	5	9	2
#6	Ashton	Russell	11	16	9	7	6	5



# DOUBLES COMPETITION

The position paired at the number-one doubles position (ex. #1 and #3 = 4) must add up to an equal or lower number than those paired at the number-two doubles (ex. #2 and #4 = 6). The number two doubles pairing must add up to an equal or lower number than those paired at number three doubles (ex. #5 and #6 = 11).

\*A number-one singles player may NOT play at number three doubles.

Singles Flight	Flight	Name First Last		Grade	Total Record (this team)		Flight Record (this team)	
					Won	Lost	Won	Lost
1	#1	Austin	Allen	11	3	2	3	2
4		Miles	Farrow	11				
2	#2	Richard	Pincus	10	4	4	2	4
6		Ashton	Russell	11				
3	#3	Blake	Ferris	11	5	5	3	5
5		Conner	Criscos	10				

List remaining players in order of team ranking. This is for the purpose of substituting in doubles or in case they must be moved up in singles because of injury or illness.

Singles Flight	Name	Grade
	Michael Howard	11
	Bryan Garcia	9

Certification Statement: We certify that the above listed players are listed in order of ability and are in position as per dual team rules. All exceptions to the 25% rule for singles competition have been approved at the conference meeting due to provided proof (injury, illness, etc.). Please list reason here: \_\_\_\_\_

Further we agree to abide by the NCHSAA regulations under which this dual team playoff is to be conducted.

Signed: \_\_\_\_\_

PRINCIPAL

HEAD COACH

Charles W. Chapman  
CONFERENCE PRESIDENT/DESIGNEE  
(Conference verification)

School Phone: 336-625-6185

Head Coach Phone: 336-465-1099

3 Different Conference Coaches Signatures

Central Davidson  
Coaches Name / School

John Pedar Ledford  
Coaches Name/School

Southern Guilford  
Coaches Name/School

919-240-7399

## DUAL TEAM TENNIS LINE-UP SHEET

School name: Asheville High Classification: 3A Play-off Berth: 2nd Mountain Athletic

A high school team is comprised of 6 singles players competing in flights 1,2,3,4,5, and 6 singles; and 3 doubles teams (2 players each) competing in flights 1,2, and 3 doubles. An individual may compete in both singles and doubles. Players must have played 25% at a position in order to be seeded at that position unless there is an approved issue, injury or illness. Proof must be provided at Conference Meeting prior to submitting line-up sheet to NCHSAA.

Line-up sheets are to be mailed to the NCHSAA office. The deadline for this ranking sheet to be received is the Monday prior to the first playing date for the dual team playoffs. \*\*Conferences are responsible for verification of dual team line-ups before they are sent to the NCHSAA office. The procedure for verification is the decision of the conference. This procedure should eliminate any possible problems regarding stacking before the playoffs begin. A conference administrator must sign the dual team line ups before they are submitted to the NCHSAA office.

## SINGLES COMPETITION

Flight	Name		Grade	Total Matches Played	Record		Record in this Flight	
					Won	Lost	Won	Lost
#1	TREY	LA SURE	11	11	2	9	2	9
#2	MYLES	GRADY	11	13	3	10	2	8
#3	WILL	JONES	10	10	6	4	4	3
#4	HUNTER	CARIGNAN	11	13	7	6	3	5
#5	LOGAN	CHITTICK	11	11	10	1	7	1
#6	ELLIOTT	HALL	9	4	0	4	0	4

## DOUBLES COMPETITION

The position paired at the number-one doubles position (ex. #1 and #3 = 4) must add up to an equal or lower number than those paired at the number-two doubles (ex. #2 and #4 = 6). The number two doubles pairing must add up to an equal or lower number than those paired at number three doubles (ex. #5 and #6 = 11).

\*A number-one singles player may NOT play at number three doubles.

Singles Flight	Flight	Name		Grade	Total Record (this team)		Flight Record (this team)	
		First	Last		Won	Lost	Won	Lost
1	#1	TREY	LASURE	11	3	8	3	8
2		MYLES	GRADY	11				
3	#2	WILL	JONES	10	6	1	6	1
3		LOGAN	CHITTICK	11				
4	#3	HUNTER	CARRIGAN	11	0	4	0	4
6		ELLIOTT	HALL	9				

List remaining players in order of team ranking. This is for the purpose of substituting in doubles or in case they must be moved up in singles because of injury or illness.

Singles Flight	Name	Grade
7	ZEPPELIN MURRAY	11
8	NATHAN KOERSCHNER	9
9	DREW STADER	12

Certification Statement: We certify that the above listed players are listed in order of ability and are in position as per dual team rules. All exceptions to the 25% rule for singles competition have been approved at the conference meeting due to provided proof (injury, illness, etc.). Please list reason here: \_\_\_\_\_

Further we agree to abide by the NCHSAA regulations under which this dual team playoff is to be conducted.

Signed:

Cecil P. Ray  
PRINCIPAL

Sarge Luke  
HEAD COACH

Ray Wells  
CONFERENCE PRESIDENT/DESIGNEE  
(Conference verification)

School Phone: 828 350-2516

Head Coach Phone: 828-337-8827

3 Different Conference Coaches Signatures

James W. Holtz  
Coaches Name / School

James W. Holtz  
Coaches Name / School

John Smith  
Coaches Name / School

Enke

**DUAL TEAM TENNIS LINE-UP SHEET**

School name: Cardinal Gibbons Classification: 3A Play-off Berth: Big 8 #1

A high school team is comprised of 6 singles players competing in flights 1,2,3,4,5, and 6 singles; and 3 doubles teams (2 players each) competing in flights 1,2, and 3 doubles. An individual may compete in both singles and doubles. Players must have played 25% at a position in order to be seeded at that position unless there is an approved issue, injury or illness. Proof must be provided at Conference Meeting prior to submitting line-up sheet to NCHSAA.

Line-up sheets are to be mailed to the NCHSAA office. The deadline for this ranking sheet to be received is the **Monday prior to the first playing date for the dual team playoffs**. \*\*Conferences are responsible for verification of dual team line-ups before they are sent to the NCHSAA office. The procedure for verification is the decision of the conference. This procedure should eliminate any possible problems regarding stacking before the playoffs begin. A conference administrator must sign the dual team line ups before they are submitted to the NCHSAA office.

**SINGLES COMPETITION**

Flight	Name		Grade	Total Matches Played	Record		Record in this Flight	
					Won	Lost	Won	Lost
#1	Robert	Kelly	12	13	13	0	13	0
#2	Matt	Galush	11	12	10	2	5	2
#3	Noah	Constantine	11	13	7	6	2	2
#4	Jim	Mantyh	10	24	19	5	2	2
#5	Brody	Chapman	9	17	12	5	2	1
#6	Kyler	Zadell	9	20	16	4	4	1

## DOUBLES COMPETITION

The position paired at the number-one doubles position (ex. #1 and #3 = 4) must add up to an equal or lower number than those paired at the number-two doubles (ex. #2 and #4 = 6). The number two doubles pairing must add up to an equal or lower number than those paired at number three doubles (ex. #5 and #6 = 11).

\*A number-one singles player may **NOT** play at number three doubles.

Singles Flight	Flight	Name		Grade	Total Record		Flight Record	
					(this team)		(this team)	
First	Last				Won	Lost	Won	Lost
1	#1	Robert	Kelly	12	6	1	6	1
2		Matt	Galush	11				
3	#2	Noah	Constantine	11	3	1	1	1
4		Jim	Mantyh	10				
5	#3	Brody	Chapman	9	8	3	0	2
6		Kyle	Zadell	9				

List remaining players in order of team ranking. This is for the purpose of substituting in doubles or in case they must be moved up in singles because of injury or illness.

Singles Flight	Name	Grade
7	Kyle Fitzgerald	11
8	Austin Blondell	11
9	Louie Velasco	11
10	Jimmy Mahon	11
11	Jake Cheatham	10
12	Stephen Gray	12
13	Scott Mansueti	12

Certification Statement: We certify that the above listed players are listed in order of ability and are in position as per dual team rules. All exceptions to the 25% rule for singles competition have been approved at the conference meeting due to provided proof (injury, illness, etc.). Please list reason here: \_\_\_\_\_

Noah Constantine (#3) missed several matches due to a sprained ankle and a severe migraine headache. This caused #4, 5 and 6 to all move up a spot. The top five players have been ranked in the same order all season.

Further we agree to abide by the NCHSAA regulations under which this dual team playoff is to be conducted.

Signed: \_\_\_\_\_

PRINCIPAL

HEAD COACH

CONFERENCE PRESIDENT/DESIGNEE  
(Conference verification)

School Phone: 919-834-1625

Head Coach Phone: 919-215-5087

3 Different Conference Coaches Signatures

Coaches Name / School

Coaches Name / School

Coaches Name / School

## DUAL TEAM TENNIS LINE-UP SHEET

 School name: CHAPEL HILL HIGH SCHOOL

 Classification: 3A

 Play-off Berth: 2 BILBERT

A high school team is comprised of 6 singles players competing in flights 1,2,3,4,5, and 6 singles; and 3 doubles teams (2 players each) competing in flights 1,2, and 3 doubles. An individual may compete in both singles and doubles. Players must have played 25% at a position in order to be seeded at that position unless there is an approved issue, injury or illness. Proof must be provided at Conference Meeting prior to submitting line-up sheet to NCHSAA.

Line-up sheets are to be mailed to the NCHSAA office. The deadline for this ranking sheet to be received is the Monday prior to the first playing date for the dual team playoffs. \*\*Conferences are responsible for verification of dual team line-ups before they are sent to the NCHSAA office. The procedure for verification is the decision of the conference. This procedure should eliminate any possible problems regarding stacking before the playoffs begin. A conference administrator must sign the dual team line ups before they are submitted to the NCHSAA office.

### SINGLES COMPETITION

Flight	Name		Grade	Total Matches Played	Record		Record in this Flight	
	First	Last			Won	Lost	Won	Lost
#1	CHRIS	CHANG	12	13	6	7	2	5
#2	BRYAN	ZHANG	11	13	8	5	2	3
#3	RYAN	BRADLEY	12	16	11	5	3	4
#4	JARED	WEBER	10	13	9	4	1	3
#5	DAVID	MIRZOYAN	9	13	8	5	4	3
#6	ALEX	WALKER	12	7	6	1	3	1

## DOUBLES COMPETITION

The position paired at the number-one doubles position (ex. #1 and #3 = 4) must add up to an equal or lower number than those paired at the number-two doubles (ex. #2 and #4 = 6). The number two doubles pairing must add up to an equal or lower number than those paired at number three doubles (ex. #5 and #6 = 11).  
 \*A number-one singles player may **NOT** play at number three doubles.

Singles Flight	Flight	Name First Last	Grade	Total Record (this team)		Flight Record (this team)	
				Won	Lost	Won	Lost
1	#1	CHRIS CHANG	12	1	0	1	0
6		ALEX WALKER	12				
3	#2	RYAN BRADLEY	12	2	4	2	3
4		JARED WEREN	10				
2	#3	BRYAN ZHANG	11	0	0	0	0
7		LUCAS PRATA	11				

List remaining players in order of team ranking. This is for the purpose of substituting in doubles or in case they must be moved up in singles because of injury or illness.

Singles Flight	Name	Grade
7	LUCAS PRATA	11
8	ASHWIN DHARGAVA	12
9	TOM KENNEDY	11
10	DANIEL FERRERIA	11
11	EVAN CRAFTN	11
12	SAM KENNEDY	11

Certification Statement: We certify that the above listed players are listed in order of ability and are in position as per dual team rules. All exceptions to the 25% rule for singles competition have been approved at the conference meeting due to provided proof (injury, illness, etc.). Please list reason here: \_\_\_\_\_

Further we agree to abide by the NCHSAA regulations under which this dual team playoff is to be conducted.

Signed: Tim Bennett for Indiana Jackson Mark Johnson  
 AD PRINCIPAL Principal HEAD COACH

Melissa W. Knight  
 CONFERENCE PRESIDENT/DESIGNEE  
 (Conference verification)

School Phone: 919-929-2106

Head Coach Phone: 919-260-9258

3 Different Conference Coaches Signatures

Mark Johnson / Orange  
 Coaches Name / School

And Pottle / Cardinal Gibbons  
 Coaches Name/School

Bonnie Rudy / Cedar Ridge  
 Coaches Name/School

## DUAL TEAM TENNIS LINE-UP SHEET

School name: Charles B. Aycock HS Classification: 3A Play-off Berth: #1 ECC

A high school team is comprised of 6 singles players competing in flights 1,2,3,4,5, and 6 singles; and 3 doubles teams (2 players each) competing in flights 1,2, and 3 doubles. An individual may compete in both singles and doubles. Players must have played 25% at a position in order to be seeded at that position unless there is an approved issue, injury or illness. Proof must be provided at Conference Meeting prior to submitting line-up sheet to NCHSAA.

Line-up sheets are to be mailed to the NCHSAA office. The deadline for this ranking sheet to be received is the **Monday prior to the first playing date for the dual team playoffs.** \*\*Conferences are responsible for verification of dual team line-ups before they are sent to the NCHSAA office. The procedure for verification is the decision of the conference. This procedure should eliminate any possible problems regarding stacking before the playoffs begin. A conference administrator must sign the dual team line ups before they are submitted to the NCHSAA office.

## SINGLES COMPETITION

Flight	Name		Grade	Total Matches Played	Record		Record in this Flight	
					Won	Lost	Won	Lost
	First	Last						
#1	Addison	Vail	12	14	4	10	4	10
#2	Chas	Hooks	11	14	8	6	8	6
#3	Jackson	Yelverton	12	15	7	8	7	7
#4	Allan	Best	11	15	12	3	12	2
#5	Stanton	Head	11	15	7	8	7	7
#6	Nicholas	Coston	10	14	9	5	9	4



## DOUBLES COMPETITION

The position paired at the number-one doubles position (ex. #1 and #3 = 4) must add up to an equal or lower number than those paired at the number-two doubles (ex. #2 and #4 = 6). The number two doubles pairing must add up to an equal or lower number than those paired at number three doubles (ex. #5 and #6 = 11).

\*A number-one singles player may NOT play at number three doubles.

Singles Flight	Flight	Name		Grade	Total Record		Flight Record	
					(this team)		(this team)	
First	Last				Won	Lost	Won	Lost
2	#1		Chas Hooks	11	8	5	8	5
3			Jackson Yelverton	12				
1	#2		Addison Vail	12	11	2	11	2
4			Allan Best	11				
5	#3		Stanlon Head	11	8	4	8	4
6			Nicholas Coston	10				

List remaining players in order of team ranking. This is for the purpose of substituting in doubles or in case they must be moved up in singles because of injury or illness.

Singles Flight	Name	Grade
7	Broc Painter	11
8	Logan Edenfield	10

Certification Statement: We certify that the above listed players are listed in order of ability and are in position as per dual team rules. All exceptions to the 25% rule for singles competition have been approved at the conference meeting due to provided proof (injury, illness, etc.). Please list reason here: \_\_\_\_\_

Further we agree to abide by the NCHSAA regulations under which this dual team playoff is to be conducted.

Signed: \_\_\_\_\_

PRINCIPAL

HEAD COACH

CONFERENCE PRESIDENT/DESIGNEE  
(Conference verification)

School Phone: 919-242-3400

Head Coach Phone: 252-714-4122

3 Different Conference Coaches Signatures

Coaches Name / School

Eastern  
Wayne

Coaches Name/School

Southern Wayne

Coaches Name/School

## DUAL TEAM TENNIS LINE-UP SHEET

School name: Cleveland High School Classification: 3A Play-off Berth: 2<sup>nd</sup> Place

A high school team is comprised of 6 singles players competing in flights 1,2,3,4,5, and 6 singles; and 3 doubles teams (2 players each) competing in flights 1,2, and 3 doubles. An individual may compete in both singles and doubles. Players must have played 25% at a position in order to be seeded at that position unless there is an approved issue, injury or illness. Proof must be provided at Conference Meeting prior to submitting line-up sheet to NCHSAA.

Line-up sheets are to be mailed to the NCHSAA office. The deadline for this ranking sheet to be received is the **Monday prior to the first playing date for the dual team playoffs.** \*\*Conferences are responsible for verification of dual team line-ups before they are sent to the NCHSAA office. The procedure for verification is the decision of the conference. This procedure should eliminate any possible problems regarding stacking before the playoffs begin. A conference administrator must sign the dual team line ups before they are submitted to the NCHSAA office.

## SINGLES COMPETITION

Flight	Name		Grade	Total Matches Played	Record		Record in this Flight	
					Won	Lost	Won	Lost
	First	Last						
#1	Dylan	Betancourt	10	12	8	4	6	3
#2	Quinton	Gonzalez	11	15	12	3	8	1
#3	Tyler	Garner	12	12	10	2	7	2
#4	Andrew	Josupait	12	12	11	1	8	1
#5	Harrison	Allen	10	10	4	6	3	4
#6	Adam	Kurtz	12	10	3	7	1	4

# DOUBLES COMPETITION

The position paired at the number-one doubles position (ex. #1 and #3 = 4) must add up to an equal or lower number than those paired at the number-two doubles (ex. #2 and #4 = 6). The number two doubles pairing must add up to an equal or lower number than those paired at number three doubles (ex. #5 and #6 = 11).

\*A number-one singles player may **NOT** play at number three doubles.

Singles Flight	Flight	Name		Grade	Total Record		Flight Record	
					(this team)	(this team)	(this team)	(this team)
First	Last				Won	Lost	Won	Lost
1	#1	Dylan	Betancourt	10	7	1	7	1
3		Tyler	Garner	12				
2	#2	Quinton	Gonzalez	11	9	0	8	0
4		Andrew	Josupait	12				
5	#3	Harrison	Allen	10	6	2	5	2
6		Adam	Kurtz	12				

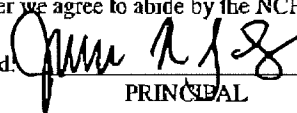
List remaining players in order of team ranking. This is for the purpose of substituting in doubles or in case they must be moved up in singles because of injury or illness.

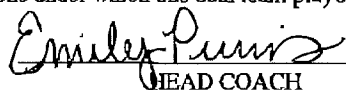
Singles Flight	Name	Grade
7	Matthew Castro	12
8	Jeremy Willis	12
9	Nails Sampson	10
10	Patrick Martin	12
11	Enrique Avalos	10
12	Tristan Stencil	9
13	Markece Young	12
14	Bobby Smith	9


Certification Statement: We certify that the above listed players are listed in order of ability and are in position as per dual team rules. All exceptions to the 25% rule for singles competition have been approved at the conference meeting due to provided proof (injury, illness, etc.). Please list reason here: \_\_\_\_\_

Further we agree to abide by the NCHSAA regulations under which this dual team playoff is to be conducted.

Signed:

  
PRINCIPAL

  
HEAD COACH


  
CONFERENCE PRESIDENT/DESIGNEE  
(Conference verification)


School Phone: 919-934-2455

Head Coach Phone: 919-625-0219

3 Different Conference Coaches Signatures

   
Coaches Name/School

 SJHS  
Coaches Name/School

 WTHS  
Coaches Name/School

### DUAL TEAM TENNIS LINE-UP SHEET

School name: Corinth Holders Classification: 3A Play-off Berth: 1

A high school team is comprised of 6 singles players competing in flights 1,2,3,4,5, and 6 singles; and 3 doubles teams (2 players each) competing in flights 1,2, and 3 doubles. An individual may compete in both singles and doubles. Players must have played 25% at a position in order to be seeded at that position unless there is an approved issue, injury or illness. Proof must be provided at Conference Meeting prior to submitting line-up sheet to NCHSAA.

Line-up sheets are to be mailed to the NCHSAA office. The deadline for this ranking sheet to be received is the Monday prior to the first playing date for the dual team playoffs. \*\*Conferences are responsible for verification of dual team line-ups before they are sent to the NCHSAA office. The procedure for verification is the decision of the conference. This procedure should eliminate any possible problems regarding stacking before the playoffs begin. A conference administrator must sign the dual team line ups before they are submitted to the NCHSAA office.

### SINGLES COMPETITION

Flight	Name		Grade	Total Matches Played	Record		Record in this Flight	
					Won	Lost	Won	Lost
	First	Last						
#1	William	Xia	11	13	13	0	13	0
#2	Cade	Greer	10	14	10	4	10	4
#3	Jake	Altman	11	11	10	1	10	1
#4	Braxton	Brewington	12	11	8	3	8	3
#5	Jamie	Schap	12	11	9	2	8	0
#6	Christian	Green	11	11	9	2	8	0

# DOUBLES COMPETITION

The position paired at the number-one doubles position (ex. #1 and #3 = 4) must add up to an equal or lower number than those paired at the number-two doubles (ex. #2 and #4 = 6). The number two doubles pairing must add up to an equal or lower number than those paired at number three doubles (ex. #5 and #6 = 11).

\*A number-one singles player may NOT play at number three doubles.

Singles Flight	Flight	Name		Grade	Total Record		Flight Record	
					(this team)		(this team)	
First	Last				Won	Lost	Won	Lost
1	#1	William	Xia	11	8	2	8	2
2		Cade	Greer	10				
3	#2	Jake	Altman	11	10	4	10	3
5		Jamie	Schap	12				
4	#3	Braxton	Brownington	12	12	0	12	0
6		Christian	Green	11				


List remaining players in order of team ranking. This is for the purpose of substituting in doubles or in case they must be moved up in singles because of injury or illness.


Singles Flight	Name	Grade
7	Zack Blinson	11
8	Patrick Johnson	11
9	David Orcutt	11

Certification Statement: We certify that the above listed players are listed in order of ability and are in position as per dual team rules. All exceptions to the 25% rule for singles competition have been approved at the conference meeting due to provided proof (injury, illness, etc.). Please list reason here: \_\_\_\_\_

Further we agree to abide by the NCHSAA regulations under which this dual team playoff is to be conducted.

Signed:

  
PRINCIPAL

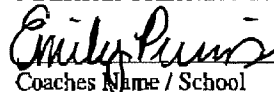
  
HEAD COACH

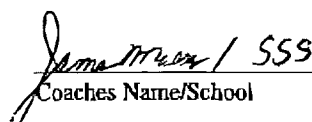
  
CONFERENCE PRESIDENT/DESIGNEE  
(Conference verification)


School Phone: 919-365-4306

Head Coach Phone: 919-631-0211

3 Different Conference Coaches Signatures

 Cleveland  
Coaches Name / School

 / 555  
Coaches Name/School

 SJHS  
Coaches Name/School

## DUAL TEAM TENNIS LINE-UP SHEET

School name: East Henderson High Classification: 3A Play-off Berth: WNCAAC #2

A high school team is comprised of 6 singles players competing in flights 1,2,3,4,5, and 6 singles; and 3 doubles teams (2 players each) competing in flights 1,2, and 3 doubles. An individual may compete in both singles and doubles. Players must have played 25% at a position in order to be seeded at that position unless there is an approved issue, injury or illness. Proof must be provided at Conference Meeting prior to submitting line-up sheet to NCHSAA.

Line-up sheets are to be mailed to the NCHSAA office. The deadline for this ranking sheet to be received is the **Monday prior to the first playing date for the dual team playoffs**. \*\*Conferences are responsible for verification of dual team line-ups before they are sent to the NCHSAA office. The procedure for verification is the decision of the conference. This procedure should eliminate any possible problems regarding stacking before the playoffs begin. A conference administrator must sign the dual team line ups before they are submitted to the NCHSAA office.

## SINGLES COMPETITION

Flight	Name		Grade	Total Matches Played	Record		Record in this Flight	
					Won	Lost	Won	Lost
#1	Wesley	Jarvis	12	15	11	4	1	3
#2	Ramiro	Torres	12	14	9	5	6	3
#3	Jose	Salano	12	15	3	12	2	5
#4	Charlie	Jarvis	9	15	7	8	6	8
#5	Rodrigo	Palacios	12	15	10	5	9	5
#6	Henry	Martinez	12	15	7	8	6	8

# DOUBLES COMPETITION

The position paired at the number-one doubles position (ex. #1 and #3 = 4) must add up to an equal or lower number than those paired at the number-two doubles (ex. #2 and #4 = 6). The number two doubles pairing must add up to an equal or lower number than those paired at number three doubles (ex. #5 and #6 = 11).  
 \*A number-one singles player may **NOT** play at number three doubles.

Singles Flight	Flight	Name		Grade	Total Record		Flight Record	
					(this team)	Lost	(this team)	Lost
1	#1	Wesley	Jarvis	12	6	7	6	7
2		Ramiro	Torres	12				
3	#2	Jose	Solano	12	1	5	1	5
5		Rodrigo	Palacios	12				
4	#3	Charlie	Jarvis	9	4	2	4	2
6		Henry	Martinez	12				

List remaining players in order of team ranking. This is for the purpose of substituting in doubles or in case they must be moved up in singles because of injury or illness.

Singles Flight	Name	Grade
7	Alex Allen	12

Certification Statement: We certify that the above listed players are listed in order of ability and are in position as per dual team rules. All exceptions to the 25% rule for singles competition have been approved at the conference meeting due to provided proof (injury, illness, etc.). Please list reason here: \_\_\_\_\_

Further we agree to abide by the NCHSAA regulations under which this dual team playoff is to be conducted.

Signed: [Signature] PRINCIPAL      Terry D. Saltz HEAD COACH      Douglas A. [Signature] CONFERENCE PRESIDENT/DESIGNEE  
 (Conference verification)

School Phone: 828 697-4768

Head Coach Phone: 828 674-4641

3 Different Conference Coaches Signatures

[Signature] N. Henderson  
 Coaches Name / School

Allen A. [Signature] WEST  
 Coaches Name/School HENDERSON

Ben [Signature] P. [Signature] H.S.  
 Coaches Name/School

# DUAL TEAM TENNIS LINE-UP SHEET

School name: East Rowan H.S. Classification: 3A Play-off Berth: #1

A high school team is comprised of 6 singles players competing in flights 1,2,3,4,5, and 6 singles; and 3 doubles teams (2 players each) competing in flights 1,2, and 3 doubles. An individual may compete in both singles and doubles. Players must have played 25% at a position in order to be seeded at that position unless there is an approved issue, injury or illness. Proof must be provided at Conference Meeting prior to submitting line-up sheet to NCHSAA.

Line-up sheets are to be mailed to the NCHSAA office. The deadline for this ranking sheet to be received is the **Monday prior to the first playing date for the dual team playoffs**. \*\*Conferences are responsible for verification of dual team line-ups before they are sent to the NCHSAA office. The procedure for verification is the decision of the conference. This procedure should eliminate any possible problems regarding stacking before the playoffs begin. A conference administrator must sign the dual team line ups before they are submitted to the NCHSAA office.

## SINGLES COMPETITION

Flight	Name		Grade	Total Matches Played	Record		Record in this Flight	
	First	Last			Won	Lost	Won	Lost
#1	Ike	Emerson	10	12	5	7	5	7
#2	Justin	Allen	12	10	8	2	8	2
#3	Chance	Brown	10	11	11	0	10	0
#4	Robert	Gray	9	12	10	2	7	2
#5	Jeremy	Price	11	11	8	3	2	2
#6	Evan	Rogers	12	12	11	1	3	1



## DOUBLES COMPETITION

The position paired at the number-one doubles position (ex. #1 and #3 = 4) must add up to an equal or lower number than those paired at the number-two doubles (ex. #2 and #4 = 6). The number two doubles pairing must add up to an equal or lower number than those paired at number three doubles (ex. #5 and #6 = 11).

\*A number-one singles player may **NOT** play at number three doubles.

Singles Flight	Flight	Name		Grade	Total Record		Flight Record	
					(this team)	(this team)	(this team)	(this team)
		First	Last		Won	Lost	Won	Lost
1	#1	Ike	Emerson	10	4	3	4	3
3		Chance	Brown	10				
6	#2	Evan	Rogers	12	7	1	7	1
2		Justin	Allen	12				
4	#3	Robert	Gray	9	5	1	5	1
5		Jeremy	Price	11				

List remaining players in order of team ranking. This is for the purpose of substituting in doubles or in case they must be moved up in singles because of injury or illness.

Singles Flight	Name	Grade
7	Addison Fry	10
8	Nikolas Pitkoury	10
9	Boyd McCall	10
10	Trevor L'Hammudieu	11
11	Kaleb Robinson	11
12	Clint Nash	9
13	Tanner McNabb	10
14	Rodney Faust	11
15	David Andrews	12

Certification Statement: We certify that the above listed players are listed in order of ability and are in position as per dual team rules. All exceptions to the 25% rule for singles competition have been approved at the conference meeting due to provided proof (injury, illness, etc.). Please list reason here: \_\_\_\_\_

Further we agree to abide by the NCHSAA regulations under which this dual team playoff is to be conducted.

Signed: Julia Eide  
PRINCIPAL

Ansley J. Horvath  
HEAD COACH

Linda Jensen  
CONFERENCE PRESIDENT/DESIGNEE  
(Conference verification)

School Phone: 704 279 5232

Head Coach Phone: 614 620 2369

3 Different Conference Coaches Signatures

[Signature]  
Coaches Name / School

[Signature]  
Coaches Name/School

[Signature]  
Coaches Name/School

## DUAL TEAM TENNIS LINE-UP SHEET

School name: Wilson Fike Classification: 3A Play-off Berth: BE #2  
(Big East)

A high school team is comprised of 6 singles players competing in flights 1,2,3,4,5, and 6 singles; and 3 doubles teams (2 players each) competing in flights 1,2, and 3 doubles. An individual may compete in both singles and doubles. Players must have played 25% at a position in order to be seeded at that position unless there is an approved issue, injury or illness. Proof must be provided at Conference Meeting prior to submitting line-up sheet to NCHSAA.

Line-up sheets are to be mailed to the NCHSAA office. The deadline for this ranking sheet to be received is the Monday prior to the first playing date for the dual team playoffs. \*\*Conferences are responsible for verification of dual team line-ups before they are sent to the NCHSAA office. The procedure for verification is the decision of the conference. This procedure should eliminate any possible problems regarding stacking before the playoffs begin. A conference administrator must sign the dual team line ups before they are submitted to the NCHSAA office.

## SINGLES COMPETITION

Flight	Name First Last	Grade	Total Matches Played	Record		Record in this Flight	
				Won	Lost	Won	Lost
#1	Thomas Smith	12	12	6	6	6	6
#2	Reid Harris	11	15	9	6	7	5
#3	Sunny Sandhu	10	13	9	4	7	4
#4	Will Benson	11	14	12	2	7	2
#5	Lee Homes	11	13	9	4	6	3
#6	Matt Brown	10	14	12	2	7	1

## DOUBLES COMPETITION

The position paired at the number-one doubles position (ex. #1 and #3 = 4) must add up to an equal or lower number than those paired at the number-two doubles (ex. #2 and #4 = 6). The number two doubles pairing must add up to an equal or lower number than those paired at number three doubles (ex. #5 and #6 = 11).

\*A number-one singles player may **NOT** play at number three doubles.

Singles Flight	Flight	Name First Last		Grade	Total Record (this team)		Flight Record (this team)	
					Won	Lost	Won	Lost
1	#1	Thomas Smith		12	2	7	2	7
2		Reid Harris		11				
3	#2	Sunny Sandhu		10	8	3	8	3
5		Lee Homes		11				
4	#3	Will Benson		11	7	1	6	1
6		Matt Brown		10				


List remaining players in order of team ranking. This is for the purpose of substituting in doubles or in case they must be moved up in singles because of injury or illness.

Singles Flight	Name	Grade
7	Tanner McCarthy	11
8	Gray Leary	11
9	Luke Benton	12
10	Baylor Parrish	10
11	Michael Anders	9
12	Duncan McHarg	12
13	Jackson Hooks	11
14	Dylan Reed	11
	Dawson Proctor	10


Certification Statement: We certify that the above listed players are listed in order of ability and are in position as per dual team rules. All exceptions to the 25% rule for singles competition have been approved at the conference meeting due to provided proof (injury, illness, etc.). Please list reason here: \_\_\_\_\_

Further we agree to abide by the NCHSAA regulations under which this dual team playoff is to be conducted.

Signed:

  
PRINCIPAL


  
HEAD COACH

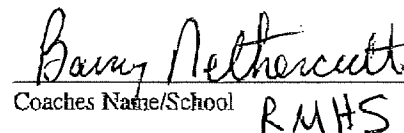
  
CONFERENCE PRESIDENT/DESIGNEE  
(Conference verification)


School Phone: (252) 399-7905

Head Coach Phone: (252) 289-6749

3 Different Conference Coaches Signatures

  
Coaches Name / School SAHS

  
Coaches Name / School RMHS

  
Coaches Name / School NNHS

## DUAL TEAM TENNIS LINE-UP SHEET

School name: Forestview Classification: 3A Play-off Berth: 2<sup>nd</sup>

A high school team is comprised of 6 singles players competing in flights 1,2,3,4,5, and 6 singles; and 3 doubles teams (2 players each) competing in flights 1,2, and 3 doubles. An individual may compete in both singles and doubles. Players must have played 25% at a position in order to be seeded at that position unless there is an approved issue, injury or illness. Proof must be provided at Conference Meeting prior to submitting line-up sheet to NCHSAA.

Line-up sheets are to be mailed to the NCHSAA office. The deadline for this ranking sheet to be received is the **Monday prior to the first playing date for the dual team playoffs.** \*\*Conferences are responsible for verification of dual team line-ups before they are sent to the NCHSAA office. The procedure for verification is the decision of the conference. This procedure should eliminate any possible problems regarding stacking before the playoffs begin. A conference administrator must sign the dual team line ups before they are submitted to the NCHSAA office.

## SINGLES COMPETITION

Flight	Name		Grade	Total Matches Played	Record		Record in this Flight	
	First	Last			Won	Lost	Won	Lost
#1	Jeff	Friday	11	9	6	3	6	3
#2	Griffin	Harwell	10	10	5	5	5	4
#3	Brandon	Fulcomer	12	10	7	3	7	2
#4	Sam	Maney	11	9	6	3	6	2
#5	Justin	Fulcomer	9	10	9	1	8	1
#6	Austin	Conner	11	10	7	3	7	2

## DOUBLES COMPETITION

The position paired at the number-one doubles position (ex. #1 and #3 = 4) must add up to an equal or lower number than those paired at the number-two doubles (ex. #2 and #4 = 6). The number two doubles pairing must add up to an equal or lower number than those paired at number three doubles (ex. #5 and #6 = 11).

\*A number-one singles player may NOT play at number three doubles.

Singles Flight	Flight	Name First Last	Grade	Total Record (this team)		Flight Record (this team)	
				Won	Lost	Won	Lost
1	#1	Jeff Friday	11	7	1	7	1
2		Griffin Harwell	10				
3	#2	Brandon Fulcmer	12	5	3	5	3
5		Justin Fulcmer	9				
4	#3	Sam Maney	11	6	1	6	0
6		Austin Conner	11				

List remaining players in order of team ranking. This is for the purpose of substituting in doubles or in case they must be moved up in singles because of injury or illness.

Singles Flight	Name	Grade
7	Christian Bailey	11
8	Peyton Scott	11
9	Jake Long	11

Certification Statement: We certify that the above listed players are listed in order of ability and are in position as per dual team rules. All exceptions to the 25% rule for singles competition have been approved at the conference meeting due to provided proof (injury, illness, etc.). Please list reason here: \_\_\_\_\_

Further we agree to abide by the NCHSAA regulations under which this dual team playoff is to be conducted.

Signed:

Chad Eager  
PRINCIPAL

Alan K. Stewart  
HEAD COACH

[Signature]  
CONFERENCE PRESIDENT/DESIGNEE  
(Conference verification)

School Phone: 704-861-2625

Head Coach Phone: 704-718-2461

3 Different Conference Coaches Signatures

Anna H. H. / South Point  
Coaches Name / School

Ray A. H. / Hunter Hass  
Coaches Name / School

Laura Taylor / Stuart Cramer HS  
Coaches Name / School

### DUAL TEAM TENNIS LINE-UP SHEET

School name: Hibriten High Classification: 3A Play-off Berth: 2

A high school team is comprised of 6 singles players competing in flights 1,2,3,4,5, and 6 singles; and 3 doubles teams (2 players each) competing in flights 1,2, and 3 doubles. An individual may compete in both singles and doubles. Players must have played 25% at a position in order to be seeded at that position unless there is an approved issue, injury or illness. Proof must be provided at Conference Meeting prior to submitting line-up sheet to NCHSAA.

Line-up sheets are to be mailed to the NCHSAA office. The deadline for this ranking sheet to be received is the **Monday prior to the first playing date for the dual team playoffs**. \*\*Conferences are responsible for verification of dual team line-ups before they are sent to the NCHSAA office. The procedure for verification is the decision of the conference. This procedure should eliminate any possible problems regarding stacking before the playoffs begin. A conference administrator must sign the dual team line ups before they are submitted to the NCHSAA office.

### SINGLES COMPETITION

Flight	Name		Grade	Total Matches Played	Record		Record in this Flight	
	First	Last			Won	Lost	Won	Lost
#1	Levy	Young	10	10	6	4		
#2	Isaac	Tuttle	10	10	3	7		
#3	Isaac	Spears	9	10	7	3		
#4	Jon	Clymer	12	7	5	2		
#5	Tony	Soldati	10	10	4	6		
#6	Jake	Braswell	10	10	5	5		

## DOUBLES COMPETITION

The position paired at the number-one doubles position (ex. #1 and #3 = 4) must add up to an equal or lower number than those paired at the number-two doubles (ex. #2 and #4 = 6). The number two doubles pairing must add up to an equal or lower number than those paired at number three doubles (ex. #5 and #6 = 11).  
 \*A number-one singles player may **NOT** play at number three doubles.

Singles Flight	Flight	Name		Grade	Total Record		Flight Record	
					(this team)	(this team)	(this team)	(this team)
1	#1	Levy	Young	10	7	2		
3		Isaac	Spears	9				
2	#2	Isaac	Tuttle	10	6	1		
4		Jon	Clymer	12				
5	#3	Tony	Soldati	10	4	4		
6		Jack	Braswell	10				

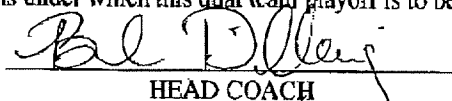
List remaining players in order of team ranking. This is for the purpose of substituting in doubles or in case they must be moved up in singles because of injury or illness.

Singles Flight	Name	Grade
7	Mathew Lui	10

Certification Statement: We certify that the above listed players are listed in order of ability and are in position as per dual team rules. All exceptions to the 25% rule for singles competition have been approved at the conference meeting due to provided proof (injury, illness, etc.). Please list reason here: \_\_\_\_\_

Further we agree to abide by the NCHSAA regulations under which this dual team playoff is to be conducted.

Signed:  \_\_\_\_\_  
 PRINCIPAL


 \_\_\_\_\_  
 HEAD COACH


\_\_\_\_\_  
 CONFERENCE PRESIDENT/DESIGNEE  
 (Conference verification)


School Phone: (828) 758-7376

Head Coach Phone: (828) 320-7454

3 Different Conference Coaches Signatures

 \_\_\_\_\_  
 Coaches Name / School

 \_\_\_\_\_  
 Coaches Name/School

 \_\_\_\_\_  
 Coaches Name/School

# DOUBLES COMPETITION

The position paired at the number-one doubles position (ex. #1 and #3 = 4) must add up to an equal or lower number than those paired at the number-two doubles (ex. #2 and #4 = 6). The number two doubles pairing must add up to an equal or lower number than those paired at number three doubles (ex. #5 and #6 = 11).  
 \*A number-one singles player may **NOT** play at number three doubles.

Singles Flight	Flight	Name		Grade	Total Records (this team)		Flight Record (this team)	
		First	Last		Won	Lost	Won	Lost
1	#1	LWKE	KESSEL	12	9	2	9	2
2	#2	WALL	AKENHIL	11	6	3	5	1
3		WALLING	EDWELL	16				
4	#3	ELSON	SPEIGHT	11	9	2	5	1
5		EDGAR	ELLS	10				
		JENN	MCCORMACK	10				

List remaining players in order of team ranking. This is for the purpose of substituting in doubles or in case they must be moved up in singles because of injury or illness.

Singles Flight	Name	Grade
1	LWKE KESSEL	11
2	WALL ARDRE	13
3	WELDON EDWELL	16
4	EDGAR ELLS	10
5	JENN MCCORMACK	10
6	ELSON SPEIGHT	11
7	WALL SPEIGHT	11
8	WELDON SPEIGHT	11

Certification Statement: We certify that the above listed players are listed in order of ability and are in position as per dual team rules. All exceptions to the 25% rule for singles competition have been approved at the conference meeting due to provided proof (injury, illness, etc.). Please list reason here.

Further we agree to abide by the NCHSAA regulations under which this dual team playoff is to be conducted.

Signed: Mr. Spalding  
 PRINCIPAL

School Phone: 229-322-5260

Head Coach Phone: 229-322-5326

3 Different Conference Coaches Signatures

W. J. Watley  
 Coaches Name / School

Will Radford South Caldwell  
 Coaches Name/School

Bob D. Hibern  
 Coaches Name/School

# HICKORY H.S.



# DUAL TEAM TENNIS LINE-UP SHEET

School Name: JACKSONVILLE HS

Classification: 3A

Play-off Berth: 1 (13-0/11-0)

A high school team is comprised of 6 singles players competing in flights 1,2,3,4,5, and 6 singles; and 3 doubles teams (2 players each) competing in flights 1,2, and 3 doubles. An individual may compete in both singles and doubles. Players must have played 25% at a position in order to be seeded at that position unless there is an approved issue, injury or illness. Proof must be provided at Conference Meeting prior to submitting line-up sheet to NCHSAA.

Line-up sheets are to be mailed to the NCHSAA office. The deadline for this ranking sheet to be received is the Monday prior to the first playing date for the dual team playoffs. \*\*Conferences are responsible for verification of dual team line-ups before they are sent to the NCHSAA office. The procedure for verification is the decision of the conference. This procedure should eliminate any possible problems regarding stacking before the playoffs begin. A conference administrator must sign the dual team line ups before they are submitted to the NCHSAA office.

## SINGLES COMPETITION

Flight	Name		Grade	Total Matches Played	Record		Record in this Flight	
					Won	Lost	Won	Lost
#1	CHRISTIAN	PULLICINO	12	12	8	4	8	4
#2	JONATHAN	GRAY	12	9	9	0	9	0
#3	KEENAN	CHAUVER	11	13	8	5	8	5
#4	ETHAN	OSBORN	12	13	13	0	13	0
#5	JOE	DAVIS	12	12	7	5	7	5
#6	KYLE	SEATON	12	10	7	3	7	3

# DOUBLES COMPETITION

The position paired at the number-one doubles position (ex. #1 and #3 = 4) must add up to an equal or lower number than those paired at the number-two doubles (ex. #2 and #4 = 6). The number two doubles pairing must add up to an equal or lower number than those paired at number three doubles (ex. #5 and #6 = 11).  
 \*A number-one singles player may NOT play at number three doubles.

Singles Flight	Flight	Name		Grade	Total Record (this team)		Flight Record (this team)	
		First	Last		Won	Lost	Won	Lost
1	#1	ALYSON	PULLANO	12	3	3	3	3
2	#2	JONATHAN	GRAY	12	12	0	12	0
3		KEENAN	CHAUVER	11				
4	#3	ETHAN	OSBORN	12	6	1	6	1
(7) 6		MARK	DIMALANTA	12				
		KYLE	SEATON	12				

List remaining players in order of team ranking. This is for the purpose of substituting in doubles or in case they must be moved up in singles because of injury or illness.

Singles Flight	Name	Grade
5	JOE DAVIS	12
8	DAMIAN FOXX	11
9	MATT VROOM	11
10	HUNTER BATTA	10
11	CURTIS WILCOX	11
12	OBIMELEKH TAYE	11
13	JACOB BONBAU	9

Certification Statement: We certify that the above listed players are listed in order of ability and are in position as per dual team rules. All exceptions to the 25% rule for singles competition have been approved at the conference meeting due to provided proof (injury, illness, etc.). Please list reason here: \_\_\_\_\_

Further we agree to abide by the NCHSAA regulations under which this dual team playoff is to be conducted.

Signed: Cynthia Garland  
 asst. PRINCIPAL

BEN MARSH  
 HEAD COACH

Greg Stantham  
 CONFERENCE PRESIDENT/DESIGNEE  
 (Conference verification)

School Phone: 910. 984. 2048

Head Coach Phone: 910. 546. 6072

3 Different Conference Coaches Signatures  
Mark Thompson / WCHS  
 Coaches Name / School

Richards High  
 Coaches Name/School

WCHS  
 Coaches Name/School

than those paired at the number two doubles  
line doubles (ex. #5 and #6 = 11)

# DUAL TEAM TENNIS LINE-UP SHEET

School name Jesse Carson High School Classification: 3A Play-off Berth Wild card

A high school team is comprised of 6 singles players competing in flights 1,2,3,4,5, and 6 singles; and 3 doubles teams (2 players each) competing in flights 1,2, and 3 doubles. An individual may compete in both singles and doubles. Players must have played 25% at a position in order to be seeded at that position unless there is an approved issue, injury or illness. Proof must be provided at Conference Meeting prior to submitting line-up sheet to NCHSAA.

Line-up sheets are to be mailed to the NCHSAA office. The deadline for this ranking sheet to be received is the Monday prior to the first playing date for the dual team playoffs. \*\*Conferences are responsible for verification of dual team line-ups before they are sent to the NCHSAA office. The procedure for verification is the decision of the conference. This procedure should eliminate any possible problems regarding stacking before the playoffs begin. A conference administrator must sign the dual team line ups before they are submitted to the NCHSAA office.

## SINGLES COMPETITION

Flight	Name		Grade	Total Matches Played	Record		Record in this Flight	
	First	Last			Won	Lost	Won	Lost
#1	Marshall	Wood	11	8	7	1	7	1
#2	Jonathan	Martin	12	9	5	4	5	2
#3	Graham	Porcell	10	9	7	2	6	1
#4	Casey	Lucas	12	9	8	1	8	0
#5	Matthew	Martin	12	9	3	6	3	5
#6	Grayson	Haff	12	9	2	7	2	6

Coaches



# DOUBLES COMPETITION

The position paired at the number-one doubles position (ex. #1 and #3 = 4) must add up to an equal or lower number than those paired at the number two doubles (ex. #2 and #4 = 6). The number two doubles pairing must add up to an equal or lower number than those paired at number three doubles (ex. #5 and #6 = 11).  
 \*A number-one singles player may NOT play at number three doubles.

Singles Flight	Flight	Name		Grade	Total Record (this team)		Flight Record (this team)	
		First	Last		Won	Lost	Won	Lost
1	#1	Marshall	Wood	11	7	1	7	1
4		Casey	Lucas	12				
2	#2	Jonathan	Martin	12	3	6	3	5
5		Matthew	Martin	10	5	3	5	3
3	#3	Graham	Purcell	12				
6		Grayson	Haff					

List remaining players in order of team ranking. This is for the purpose of substituting in doubles or in case they must be moved up in singles because of injury or illness.

Singles Flight	Name	Grade
7	James Keopasuet	10
8	Dante Sylavong	9
9	Chase Pruitt	12
10	Jordan Stoyanova	11
11	Chris Martin	11
12	Martin Morgan	9

Certification Statement: We certify that the above listed players are listed in order of ability and are in position as per dual team rules. All exceptions to the 25% rule for singles competition have been approved at the conference meeting due to provided proof (injury, illness, etc.). Please list reason here: \_\_\_\_\_

Further we agree to abide by the NCHSAA regulations under which this dual team playoff is to be conducted.

Signed: \_\_\_\_\_  
 PRINCIPAL

*Joshua L. Tupper*  
 HEAD COACH

*Lorinda Jensen*  
 CONFERENCE PRESIDENT/DESIGNEE  
 (Conference verification)

School Phone: 704-855-7297

Head Coach Phone: 704-310-1886

Different Conference Coaches Signatures  
*Samuel Butler / Concord*  
 Coaches Name / School

*Emily Rogers / Northurst*  
 Coaches Name / School

*Deanna Jensen*  
 Coaches Name / School

### DUAL TEAM TENNIS LINE-UP SHEET

School name: KINGS MTN. HIGH SCHOOL Classification: 3A Play-off Berth: #1

A high school team is comprised of 6 singles players competing in flights 1,2,3,4,5, and 6 singles; and 3 doubles teams (2 players each) competing in flights 1,2, and 3 doubles. An individual may compete in both singles and doubles. Players must have played 25% at a position in order to be seeded at that position unless there is an approved issue, injury or illness. Proof must be provided at Conference Meeting prior to submitting line-up sheet to NCHSAA.

Line-up sheets are to be mailed to the NCHSAA office. The deadline for this ranking sheet to be received is the **Monday prior to the first playing date for the dual team playoffs**. \*\*Conferences are responsible for verification of dual team line-ups before they are sent to the NCHSAA office. The procedure for verification is the decision of the conference. This procedure should eliminate any possible problems regarding stacking before the playoffs begin. A conference administrator must sign the dual team line ups before they are submitted to the NCHSAA office.

### SINGLES COMPETITION

Flight	Name		Grade	Total Matches Played	Record		Record in this Flight	
	First	Last			Won	Lost	Won	Lost
#1	ISAIAH	COLE	12	8	6	2	6	2
#2	DYLAN	IRVIN	10	9	6	3	5	3
#3	GIBSON	CONNER	10	9	6	3	5	3
#4	LONDON	IRVIN	9	6	6	0	3	0
#5	ROBERT	BAKER	11	7	7	0	5	0
#6	DALTON	LASH	11	7	7	0	3	0

## DOUBLES COMPETITION

The position paired at the number-one doubles position (ex. #1 and #3 = 4) must add up to an equal or lower number than those paired at the number-two doubles (ex. #2 and #4 = 6). The number two doubles pairing must add up to an equal or lower number than those paired at number three doubles (ex. #5 and #6 = 11).  
 \*A number-one singles player may **NOT** play at number three doubles.

Singles Flight	Flight	Name		Grade	Total Record (this team)		Flight Record (this team)	
		First	Last		Won	Lost	Won	Lost
2	#1	DYLAN	IRVIN	10	1	2	1	2
3		GIBSON	CONNER	10				
1	#2	ISAIAH	COLE	12	3	0	1	0
6		DALTON	CASH	11				
5	#3	ROBERT	BAKER	11	1	0	1	0
4		LONDON	IRVIN	9				

List remaining players in order of team ranking. This is for the purpose of substituting in doubles or in case they must be moved up in singles because of injury or illness.

Singles Flight	Name	Grade
7	ALEX LOVEACE	11
8	DEVIN RYSCAL	11
9	BAILEY GOODSON	10
10	JEREMIAH FITE	9
11	JORDAN BILLING	11
12	ALEX MARTIN	11
13	JUSTIN OYEN	10
14	MICHAEL SPARKS	9
15	RICHARD FERNANDEZ	9

Certification Statement: We certify that the above listed players are listed in order of ability and are in position as per dual team rules. All exceptions to the 25% rule for singles competition have been approved at the conference meeting due to provided proof (injury, illness, etc.). Please list reason here: \_\_\_\_\_

Further we agree to abide by the NCHSAA regulations under which this dual team playoff is to be conducted.

Signed:

PRINCIPAL

HEAD COACH

CONFERENCE PRESIDENT/DESIGNER  
(Conference verification)

School Phone: 704-476-8330

Head Coach Phone: 704-460-8066

3 Different Conference Coaches Signatures

Matthew Crest High  
Coaches Name / School SCHOOLBurns H.S.  
Coaches Name/SchoolJackson Monty Shelby  
Coaches Name/School

## DUAL TEAM TENNIS LINE-UP SHEET

School name: MARVIN RIDGE HS Classification: 3A Play-off Berth: 27/28

A high school team is comprised of 6 singles players competing in flights 1,2,3,4,5, and 6 singles; and 3 doubles teams (2 players each) competing in flights 1,2, and 3 doubles. An individual may compete in both singles and doubles. Players must have played 25% at a position in order to be seeded at that position unless there is an approved issue, injury or illness. Proof must be provided at Conference Meeting prior to submitting line-up sheet to NCHSAA.

Line-up sheets are to be mailed to the NCHSAA office. The deadline for this ranking sheet to be received is the **Monday prior to the first playing date for the dual team playoffs.** \*\*Conferences are responsible for verification of dual team line-ups before they are sent to the NCHSAA office. The procedure for verification is the decision of the conference. This procedure should eliminate any possible problems regarding stacking before the playoffs begin. A conference administrator must sign the dual team line ups before they are submitted to the NCHSAA office.

## SINGLES COMPETITION

Flight	Name		Grade	Total Matches Played	Record		Record in this Flight	
	First	Last			Won	Lost	Won	Lost
#1	George	Lovitt	10	15	13	2	13	2
#2	John	Hatala	9	15	13	2	13	2
#3	Avanish	Madhavaram	10	10	8	2	8	1
#4	Hayden	Wohlfarth	11	10	7	3	6	3
#5	Andrew	Viditz-Ward	11	8	8	0	4	0
#6	Michael	Kronovet	9	11	11	0	7	0

# DOUBLES COMPETITION *MARVIN RIDGE*

The position paired at the number-one doubles position (ex. #1 and #3 = 4) must add up to an equal or lower number than those paired at the number-two doubles (ex. #2 and #4 = 6). The number two doubles pairing must add up to an equal or lower number than those paired at number three doubles (ex. #5 and #6 = 11).  
 \*A number-one singles player may **NOT** play at number three doubles.

Singles Flight	Flight	Name		Grade	Total Record		Flight Record	
					(this team)	(this team)	(this team)	(this team)
		First	Last		Won	Lost	Won	Lost
1	#1	George Lovitt		10	1	1	1	1
2		John Hatala		9				
3	#2	Avanish Madhavaram		10	8	0	2	0
4		Hayden Wohlfarth		11				
5	#3	Andrew Viditz-Ward		11	3	1	1	1
7		Liam Florian		9				

List remaining players in order of team ranking. This is for the purpose of substituting in doubles or in case they must be moved up in singles because of injury or illness.

Singles Flight	Name	Grade
7	Liam Florian	9
8	Bailey Page	9
9	Zach Schwartz	9
10	Chris Graveline	9
11	Sam Lair	10
12	Matt Miller	10
13	Jeremy Bergless	10
14	Kyle Schwartz	9
15	Eric Pichalski	11

Certification Statement: We certify that the above listed players are listed in order of ability and are in position as per dual team rules. All exceptions to the 25% rule for singles competition have been approved at the conference meeting due to provided proof (injury, illness, etc.). Please list reason here: \_\_\_\_\_

Further we agree to abide by the NCHSAA regulations under which this dual team playoff is to be conducted.

Signed: \_\_\_\_\_

PRINCIPAL

HEAD COACH

CONFERENCE PRESIDENT/DESIGNEE  
 (Conference verification)

School Phone: 704-290-1520

Head Coach Phone: 704-502-0502

3 Different Conference Coaches Signatures

Coaches Name / School

*Accreditation*

Coaches Name/School

*McNE Cuthbertson*

Coaches Name/School

*Tom Hanna Piedmont*



## DUAL TEAM TENNIS LINE-UP SHEET

School name: Northern Guilford Classification: 3a Play-off Berth: 1

A high school team is comprised of 6 singles players competing in flights 1,2,3,4,5, and 6 singles; and 3 doubles teams (2 players each) competing in flights 1,2, and 3 doubles. An individual may compete in both singles and doubles. Players must have played 25% at a position in order to be seeded at that position unless there is an approved issue, injury or illness. Proof must be provided at Conference Meeting prior to submitting line-up sheet to NCHSAA.

Line-up sheets are to be mailed to the NCHSAA office. The deadline for this ranking sheet to be received is the **Monday prior to the first playing date for the dual team playoffs**. \*\*Conferences are responsible for verification of dual team line-ups before they are sent to the NCHSAA office. The procedure for verification is the decision of the conference. This procedure should eliminate any possible problems regarding stacking before the playoffs begin. A conference administrator must sign the dual team line ups before they are submitted to the NCHSAA office.

### SINGLES COMPETITION

Flight	Name First Last	Grade	Total Matches Played	<u>Record</u>		<u>Record in this Flight</u>	
				Won	Lost	Won	Lost
#1	Alex Gundlach	11	7	4	3	4	0
#2	Tyler Smith	11	4	4	3	4	0
#3	Jack Emerick	10	3	3	3	3	0
#4	Will Buisson	10	7	3	4	3	1
#5	Jonathan Taylor	12	7	4	3	4	0
#6	Conner Lenze	12	6	3	3	3	0

## DOUBLES COMPETITION

The position paired at the number-one doubles position (ex. #1 and #3 = 4) must add up to an equal or lower number than those paired at the number-two doubles (ex. #2 and #4 = 6). The number two doubles pairing must add up to an equal or lower number than those paired at number three doubles (ex. #5 and #6 = 11).

\*A number-one singles player may **NOT** play at number three doubles.

Singles Flight	Flight	Name First Last	Grade	Total Record (this team)		Flight Record (this team)	
				Won	Lost	Won	Lost
1	#1	Alex Gundlach	11	3	3	3	0
3		Jack Emerick	10				
5	#2	Jonathan Taylor	12	4	3	4	0
6		Conner lenze	12				
4	#3	Will Buisson	10	3	2	3	0
7		Tanner Williams	10				

List remaining players in order of team ranking. This is for the purpose of substituting in doubles or in case they must be moved up in singles because of injury or illness.

Singles Flight	Name	Grade
8	Colby Wilson	10
9	Paul Song	9
10	Theo Pyzwansky	9
11	Nicholas Snieder	10
12	Jackson Camp	

Certification Statement: We certify that the above listed players are listed in order of ability and are in position as per dual team rules. All exceptions to the 25% rule for singles competition have been approved at the conference meeting due to provided proof (injury, illness, etc.). Please list reason here: \_\_\_\_\_

Further we agree to abide by the NCHSAA regulations under which this dual team playoff is to be conducted.

Signed: \_\_\_\_\_

PRINCIPAL

HEAD COACH

CONFERENCE PRESIDENT/DESIGNEE

(Conference verification)

School Phone: \_\_\_\_\_

Head Coach Phone: \_\_\_\_\_

3 Different Conference Coaches Signatures

Coaches Name / School

Coaches Name/School

Coaches Name/School

## / DUAL TEAM TENNIS LINE-UP SHEET

School name:

South Brunswick

Position:

SA

Play-off Berth:

1

A high school team is comprised of 6 singles players competing in flights 1, 2, 3, 4, 5, and 6 singles; and 3 doubles teams (2 players each) competing in flights 1, 2, and 3 doubles. An individual may compete in both singles and doubles. Players must have played 25% at a position in order to be seeded at that position unless there is an approved issue, injury or illness. Proof must be provided at Conference Meeting prior to submitting line-up sheet to NCHSAA.

Line-up sheets are to be mailed to the NCHSAA office. The deadline for this ranking sheet to be received is the **Monday prior to the first playing date for the dual team playoffs.** --Conferences are responsible for verification of dual team line-ups before they are sent to the NCHSAA office. The procedure for verification is the decision of the conference. This procedure should eliminate any possible problems regarding stacking before the playoffs begin. A conference administrator must sign the dual team line ups before they are submitted to the NCHSAA office.

## SINGLES COMPETITION

Flight	Name		Grade	Total Matches Played	Record		Record in this Flight	
	First	Last			Won	Lost	Won	Lost
#1	Caleb	Stanley	12	19	12	7	12	7
#2	Noah	Piper	11	18	14	4	13	3
#3	Dean	Crenshaw	11	18	12	6	12	4
#4	Joey	Kronebutter	12	19	14	5	14	5
#5	Caleb	Hemphill	11	18	12	6	12	6
#6	Jarrett	Walls	12	19	15	4	15	4

## DOUBLES COMPETITION

The position paired at the number-one doubles position (ex. #1 and #3 = 4) must add up to an equal or lower number than those paired at the number-two doubles (ex. #2 and #4 = 6). The number two doubles pairing must add up to an equal or lower number than those paired at number three doubles (ex. #5 and #6 = 11).  
 \*A number-one singles player may NOT play at number three doubles.

Singles Flight	Flight	Name		Grade	Total Record (this team)		Flight Record (this team)	
		First	Last		Won	Lost	Won	Lost
3	#1	Noah	Papad	11				
4		Dean	Conshaw	11	7	5	7	5
1	#2	Caleb	Stanley	12				
5		Jacy	Kremerwetter	12	8	4	8	4
6	#3	Caleb	Hemphill	11				
		Garrett	Walls	12	8	3	8	3

List remaining players in order of team ranking. This is for the purpose of substituting in doubles or in case they must be moved up in singles because of injury or illness.

Singles Flight	Name	Grade
7	Hunter Baitt	12
8	Bryant Holden	12
9	Jakea Michaux	12
10	Dylan Adams	10
11	Hunter Hemphill	10
12	Bryce Chevis	12
13	Austin Greens	12
14	Ankeas McQuistan	12
15	Hunter Fadel	10
16	Alec Greens	9

Certification Statement: We certify that the above listed players are listed in order of ability and are in position as per dual team rules. All exceptions to the 25% rule for singles competition have been approved at the conference meeting due to provided proof (injury, illness, etc.). Please list reason here:

Further we agree to abide by the NCHSAA regulations under which this dual team play may be conducted.

Signature of Head Coach: [Signature]  
 School Phone: (910) 845-2203

HEAD COACH

Head Coach Phone: (910) 368-6475

CONFERENCE REPRESENTATIVE  
 (Conference was Deputed)

Principal

3 Different Conference Coaches Signatures

Robert W. Belfrage  
 Coaches Name / School (BHS)

Craig Ma (10/15/14)  
 Coaches Name / School

Brian Summerall  
 Coaches Name / School

Laney

## DUAL TEAM TENNIS LINE-UP SHEET

School name: South Iredell Classification: 3A Play-off Berth: NPC 2

A high school team is comprised of 6 singles players competing in flights 1,2,3,4,5, and 6 singles; and 3 doubles teams (2 players each) competing in flights 1,2, and 3 doubles. An individual may compete in both singles and doubles. Players must have played 25% at a position in order to be seeded at that position unless there is an approved issue, injury or illness. Proof must be provided at Conference Meeting prior to submitting line-up sheet to NCHSAA.

Line-up sheets are to be mailed to the NCHSAA office. The deadline for this ranking sheet to be received is the **Monday prior to the first playing date for the dual team playoffs.** \*\*Conferences are responsible for verification of dual team line ups before they are sent to the NCHSAA office. The procedure for verification is the decision of the conference. This procedure should eliminate any possible problems regarding stacking before the playoffs begin. A conference administrator must sign the dual team line ups before they are submitted to the NCHSAA office.

## SINGLES COMPETITION

Flight	Name		Grade	Total Matches Played	Record		Record in this Flight	
	First	Last			Won	Lost	Won	Lost
#1	Marcus	Guerrero	11	15	11	4	11	4
#2	Dexter	Bellingham	11	15	12	3	6	3
#3	Matt	Pryor	11	15	10	5	5	4
#4	Travis	Lawrence	12	13	9	4	9	4
#5	Nikolas	Frederick	9	15	11	4	10	3
#6	Will	Huffman	11	15	12	3	11	2

## DOUBLES COMPETITION

The position paired at the number-one doubles position (ex. #1 and #3 = 4) must add up to an equal or lower number than those paired at the number-two doubles (ex. #2 and #4 = 6). The number two doubles pairing must add up to an equal or lower number than those paired at number three doubles (ex. #5 and #6 = 11).

\*A number-one singles player may **NOT** play at number three doubles.

Singles Flight	Flight	Name First Last		Grade	Total Record (this team)		Flight Record (this team)	
					Won	Lost	Won	Lost
1	#1	Marcus Guerrero		11	9	4	9	4
4		Travis Lawrence		12				
3	#2	Matt Pryor		11	9	4	8	4
5		Nikolas Frederick		9				
2	#3	Dexter Bellingham		11	4	0	3	0
7		Graham Pake		9				

List remaining players in order of team ranking. This is for the purpose of substituting in doubles or in case they must be moved up in singles because of injury or illness.

Singles Flight	Name	Grade
7	Graham Pake	9
8	Spencer Morphis	10
9	Taylor Jones	10
10	Jacob Lawrence	9
11	John Mark Williamson	9
12	Keiran Daugherty	10
13	Jay Sherrill	10
14	Adam Casto	12
15	Alay Modi	10

Certification Statement: We certify that the above listed players are listed in order of ability and are in position as per dual team rules. All exceptions to the 25% rule for singles competition have been approved at the conference meeting due to provided proof (injury, illness, etc.). Please list reason here: \_\_\_\_\_

Further we agree to abide by the NCHSAA regulations under which this dual team playoff is to be conducted.

Signed:

PRINCIPAL

HEAD COACH

CONFERENCE PRESIDENT/DESIGNEE  
(Conference verification)

School Phone: 704-528-4536

Head Coach Phone: 704-657-3992

3 Different Conference Coaches Signatures

Jim Bell - Mooresville

Coaches Name / School

Dwight J. Alexander - Central

Coaches Name/School

Billy Wells - NCHS

Coaches Name/School

# DUAL TEAM TENNIS LINE-UP SHEET

School name: Southern Nash High Classification: 3A Play-off Berth: 1

A high school team is comprised of 6 singles players competing in flights 1,2,3,4,5, and 6 singles; and 3 doubles teams (2 players each) competing in flights 1,2, and 3 doubles. An individual may compete in both singles and doubles. Players must have played 25% at a position in order to be seeded at that position unless there is an approved issue, injury or illness. Proof must be provided at Conference Meeting prior to submitting line-up sheet to NCHSAA.

Line-up sheets are to be mailed to the NCHSAA office. The deadline for this ranking sheet to be received is the Monday prior to the first playing date for the dual team playoffs. \*\*Conferences are responsible for verification of dual team line-ups before they are sent to the NCHSAA office. The procedure for verification is the decision of the conference. This procedure should eliminate any possible problems regarding stacking before the playoffs begin. A conference administrator must sign the dual team line ups before they are submitted to the NCHSAA office.

## SINGLES COMPETITION

Flight	Name		Grade	Total Matches Played	Record		Record in this Flight	
					Won	Lost	Won	Lost
#1	Brian	Ridgway	12	13	8	5	8	5
#2	Cody	Thorne	12	13	6	7	6	7
#3	Corey	Ellington	12	13	9	4	9	4
#4	Kevin	Bryant	12	13	9	4	9	4
#5	Jordan	Decosse	12	13	10	3	10	3
#6	Mike	Portillo	10	12	11	1	11	1

# DOUBLES COMPETITION

The position paired at the number-one doubles position (ex. #1 and #3 = 4) must add up to an equal or lower number than those paired at the number-two doubles (ex. #2 and #4 = 6). The number two doubles pairing must add up to an equal or lower number than those paired at number three doubles (ex. #5 and #6 = 11).

\*A number-one singles player may **NOT** play at number three doubles.

Singles Flight	Flight	Name		Grade	Total Record		Flight Record	
					(this team)		(this team)	
		First	Last		Won	Lost	Won	Lost
1	#1	Brian	Ridgway	12	9	3	9	3
4		Kevin	Bryant	12				
2	#2	Cody	Thorne	12	3	2	3	2
5		Jordan	Decosse	12				
3	#3	Cory	Willington	12	3	1	3	1
6		Mike	Portillo	10				


List remaining players in order of team ranking. This is for the purpose of substituting in doubles or in case they must be moved up in singles because of injury or illness.

Singles Flight	Name	Grade
7	Tristan Marshall	11
8	Luke Bailey	10
9	Pablo Hernandez	10
10	Avery Johnson	10
11	Austin Bisette	10
12	Alex Whitley	10
13	Kedison Clarke	10
14	Jack Howell	11


Certification Statement: We certify that the above listed players are listed in order of ability and are in position as per dual team rules. All exceptions to the 25% rule for singles competition have been approved at the conference meeting due to provided proof (injury, illness, etc.). Please list reason here: \_\_\_\_\_

Further we agree to abide by the NCHSAA regulations under which this dual team playoff is to be conducted.

Signed:

  
PRINCIPAL


  
HEAD COACH


  
CONFERENCE PRESIDENT/DESIGNEE  
(Conference verification)


School Phone: (252) 451-8520

Head Coach Phone: (252) 407-8876

3 Different Conference Coaches Signatures

  
Coaches Name / School RMHS

  
Coaches Name / School NNHS

  
Coaches Name / School



## DUAL TEAM TENNIS LINE-UP SHEET

School name: Statesville High School Classification: 3A Play-off Berth: 2014

A high school team is comprised of 6 singles players competing in flights 1,2,3,4,5, and 6 singles; and 3 doubles teams (2 players each) competing in flights 1,2, and 3 doubles. An individual may compete in both singles and doubles. Players must have played 25% at a position in order to be seeded at that position unless there is an approved issue, injury or illness. Proof must be provided at Conference Meeting prior to submitting line-up sheet to NCHSAA.

Line-up sheets are to be mailed to the NCHSAA office. The deadline for this ranking sheet to be received is the **Monday prior to the first playing date for the dual team playoffs**. \*\*Conferences are responsible for verification of dual team line-ups before they are sent to the NCHSAA office. The procedure for verification is the decision of the conference. This procedure should eliminate any possible problems regarding stacking before the playoffs begin. A conference administrator must sign the dual team line ups before they are submitted to the NCHSAA office.

## SINGLES COMPETITION

Flight	Name First Last	Grade	Total Matches Played	Record		Record in this Flight	
				Won	Lost	Won	Lost
#1	Trevis Bush	10	7	6	1	3	1
#2	Clark Williamson	12	12	6	6	3	2
#3	Jonas Penner	12	11	6	5	5	1
#4	Mark Mills	12	13	9	4	5	1
#5	Bryant Vinson	12	13	10	3	4	0
#6	Nick Foster	11	11	9	2	3	1

## DOUBLES COMPETITION

The position paired at the number-one doubles position (ex. #1 and #3 = 4) must add up to an equal or lower number than those paired at the number-two doubles (ex. #2 and #4 = 6). The number two doubles pairing must add up to an equal or lower number than those paired at number three doubles (ex. #5 and #6 = 11).

\*A number-one singles player may **NOT** play at number three doubles.

Singles Flight	Flight	Name First Last	Grade	Total Record (this team)		Flight Record (this team)	
				Won	Lost	Won	Lost
4	#1	Mark Mills	12	9	2	2	1
3		Jonas Penner	12				
1	#2	Travis Bush	10	3	0	1	0
6		Nick Foster	11				
2	#3	Clark Williamson	12	4	4	0	0
5		Bryant Vinson	12				


List remaining players in order of team ranking. This is for the purpose of substituting in doubles or in case they must be moved up in singles because of injury or illness.

Singles Flight	Name	Grade
7	Beau Everidge	11
8	Scott Perry	12
9	Chase Klientanz	11
10	John Gailher	11
11	Ell Keever	10
12	Hunter Baynes	10
13	Noah Privette	9
14	Hayden Turner	10
15	Elhan Kling	10


Certification Statement: We certify that the above listed players are listed in order of ability and are in position as per dual team rules. All exceptions to the 25% rule for singles competition have been approved at the conference meeting due to provided proof (injury, illness, etc.). Please list reason here: \_\_\_\_\_

Further we agree to abide by the NCHSAA regulations under which this dual team playoff is to be conducted.

Signed:

  
PRINCIPAL

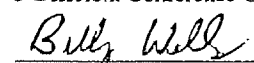
  
HEAD COACH


  
CONFERENCE PRESIDENT/DESIGNEE  
(Conference verification)


School Phone: 704-873-3491

Head Coach Phone: 704-450-3033

3 Different Conference Coaches Signatures

 NHTS  
Coaches Name / School

 South. Indel  
Coaches Name/School

 W1  
Coaches Name/School

### DUAL TEAM TENNIS LINE-UP SHEET

School name: Terry Sanford High School Classification: 3A Play-off Berth: #1 Cape Fear Valley (10-0)

A high school team is comprised of 6 singles players competing in flights 1,2,3,4,5, and 6 singles; and 3 doubles teams (2 players each) competing in flights 1,2, and 3 doubles. An individual may compete in both singles and doubles. Players must have played 25% at a position in order to be seeded at that position unless there is an approved issue, injury or illness. Proof must be provided at Conference Meeting prior to submitting line-up sheet to NCHSAA.

Line-up sheets are to be mailed to the NCHSAA office. The deadline for this ranking sheet to be received is the **Monday prior to the first playing date for the dual team playoffs**. \*\*Conferences are responsible for verification of dual team line-ups before they are sent to the NCHSAA office. The procedure for verification is the decision of the conference. This procedure should eliminate any possible problems regarding stacking before the playoffs begin. A conference administrator must sign the dual team line ups before they are submitted to the NCHSAA office.

### SINGLES COMPETITION

Flight	Name		Grade	Total Matches Played	Record		Record in this Flight	
					Won	Lost	Won	Lost
#1	KIRAN	Patel	12	10	10	0	10	0
#2	Tejas	Dalvi	10	9	9	0	5	0
#3	Jacob	Blackman	10	10	9	1	5	0
#4	Will	Zahrar	12	9	9	0	4	0
#5	Leo	Cho	10	10	9	0	3	0
#6	Kyu	Lee	9	3	3	0	2*	0

\* challenges won

as of April 4, 2014

## DOUBLES COMPETITION

The position paired at the number-one doubles position (ex. #1 and #3 = 4) must add up to an equal or lower number than those paired at the number-two doubles (ex. #2 and #4 = 6). The number two doubles pairing must add up to an equal or lower number than those paired at number three doubles (ex. #5 and #6 = 11).

\*A number-one singles player may **NOT** play at number three doubles.

Singles Flight	Flight	Name		Grade	Total Record		Flight Record	
					(this team)		(this team)	
1	#1	First	Last		Won	Lost	Won	Lost
2		Kiran	Patel	12	3	0	3	0
3	#2	Tejas	Dalvi	10				
4		Jacob	Blackman	10	3	0	3	0
5	#3	Will	Zahran	12				
6		Leo	Cho	10	4	0	0	0
7		<del>Leo</del>	<del>Cho</del> David Murray	9				

List remaining players in order of team ranking. This is for the purpose of substituting in doubles or in case they must be moved up in singles because of injury or illness.

Singles Flight	Name	Grade	
7	David Murray	10	8-0   4-0 #4 / 4-0 #6
8	Alex Hicks	10	1-0   #6
9	Stephen Xiao	11	
10	Hisham Masoud	10	
11	Harrison Ray	10	1-0
12	Guy Moliver	10	
13	Jonah Tyson	9	
14	Issac Asenote	9	
15	Alex Shelly	10	

Certification Statement: We certify that the above listed players are listed in order of ability and are in position as per dual team rules. All exceptions to the 25% rule for singles competition have been approved at the conference meeting due to provided proof (injury, illness, etc.). Please list reason here: \_\_\_\_\_

Further we agree to abide by the NCHSAA regulations under which this dual team playoff is to be conducted.

Signed: \_\_\_\_\_  
PRINCIPAL

Mark B Rathledge  
HEAD COACH

C. Mark Pezzer  
CONFERENCE PRESIDENT/DESIGNEE  
(Conference verification)

School Phone: 910-484-1151

Head Coach Phone: 910-488-5214

3 Different Conference Coaches Signatures

[Signature]  
Coaches Name / School

[Signature]  
Coaches Name / School

[Signature] Westford High School

[Signature] Gray's Creek High School

CFV 3A Tennis

T Sanford #1 entry in dual state playoffs

U Pines #2 entry " " " "

**DUAL TEAM TENNIS LINE-UP SHEET**School name: Union Pines High SchoolClassification: 3A

A high school team is comprised of 6 singles players competing in flights 1,2,3,4,5, and 6 singles; and 3 doubles teams (2 players each) competing in flights 1,2, and 3 doubles. An individual may compete in both singles and doubles.

Line-up sheets are to be mailed to the NCHSAA office. the deadline for this ranking sheet to be received is the Monday prior to the first playing date for the dual team playoffs. \*\*Conferences are responsible for verification of dual team line-ups before they are sent to the NCHSAA office. The procedure for verification is the decision of the conference. This procedure should eliminate any possible problems regarding stacking before the playoffs begin. A conference administrator must sign the dual team line ups before they are submitted to the NCHSAA office.

**SINGLES COMPETITION**

Team Rank	Name		Grade	Total Matches Played	Record		Record in this Flight	
					Won	Lost	Won	Lost
	First	Last						
#1		Ben Williams	10	13	10	3	10	3
#2		Dylan Dinkins	11	13	12	1	12	1
#3		Cole Welton	10	13	10	3	10	3
#4		Brenton Cameron	11	13	9	4	9	4
#5		Vaughn Blakely	9	13	8	5	8	5
#6		Cole Dumas	9	13	10	3	10	3

# DOUBLES COMPETITION

Team Rank	Flight	Name First Last	Grade	Total Matches (this player)	Total Record (this team)		Flight Record (this team)	
					Won	Lost	Won	Lost
1	#1	Ben Williams	10	11	11	0	11	0
2		Dylan Dinkins	11	11	11	0		
3	#2	Cole Welton	10	9	4	5	4	5
4		Brenton Cameron	11	9	4	5		
5	#3	Vaughn Blakely	9	9	6	3	6	3
6		Cole Dumas	9	9	6	3		

List remaining players in order of team ranking. This is for the purpose of substituting in doubles or in case they must be moved up in singles because of injury or illness.

Team Rank	Name	Grade	Total Matches played	Total Matches		Record in Flights	
				Won	Lost	Won	Lost

Certification Statement: We certify that the above listed players are listed in order of ability and are in position as per dual team rules. Further we agree to abide by the NCHSAA regulations under which this dual team playoff is to be conducted.

Signed: Robin R. Lea  
PRINCIPAL

John S. Frye  
HEAD COACH

Mark Pepper  
CONFERENCE ADMINISTRATOR  
(conference verification)

School Phone: (910) 947-5511

Head Coach Home Phone: (910) 245-4107

*Travis Williams Southern Lee Mark Rutledge Terry Sanford HS  
K. D. D. ... B. H. H. ...*

*Lee County*

## DUAL TEAM TENNIS LINE-UP SHEET

School name: Weddington HS Classification: 3A Play-off Berth: 2<sup>ND</sup>

A high school team is comprised of 6 singles players competing in flights 1,2,3,4,5, and 6 singles; and 3 doubles teams (2 players each) competing in flights 1,2, and 3 doubles. An individual may compete in both singles and doubles. Players must have played 25% at a position in order to be seeded at that position unless there is an approved issue, injury or illness. Proof must be provided at Conference Meeting prior to submitting line-up sheet to NCHSAA.

Line-up sheets are to be mailed to the NCHSAA office. The deadline for this ranking sheet to be received is the Monday prior to the first playing date for the dual team playoffs. \*\*Conferences are responsible for verification of dual team line-ups before they are sent to the NCHSAA office. The procedure for verification is the decision of the conference. This procedure should eliminate any possible problems regarding stacking before the playoffs begin. A conference administrator must sign the dual team line ups before they are submitted to the NCHSAA office.

## SINGLES COMPETITION

Flight	Name		Grade	Total Matches Played	Record		Record in this Flight	
					Won	Lost	Won	Lost
First	Last							
#1	Sahil	Vasa	11	11	7	4	7	4
#2	Jackson	Plyler	10	12	11	1	10	1
#3	Derek	Klingerman	11	9	4	5	3	5
#4	William	Hatt	9	12	10	2	6	2
#5	Everett	Haugh	12	10	7	3	5	3
#6	Henry	Hatt	9	10	7	3	3	3

WEDDINGTON  
DOUBLES COMPETITION

To Bob Gearhardt  
(Tennis)

The position paired at the number-one doubles position (ex. #1 and #3 = 4) must add up to an equal or lower number than those paired at the number-two doubles (ex. #2 and #4 = 6). The number two doubles pairing must add up to an equal or lower number than those paired at number three doubles (ex. #5 and #6 = 11).  
\*A number-one singles player may NOT play at number three doubles.

Singles Flight	Flight	Name		Grade	Total Record (this team)		Flight Record (this team)	
		First	Last		Won	Lost	Won	Lost
1	#1	Sahil	Vasa	11	1	1	1	1
5		Everett	Haugh	12				
3	#2	Derek	Klingerman		1	1	1	1
4		William	Hatt					
2	#3	Jackson	Plyler		1	0	1	0
7		Tyler	Burke					

List remaining players in order of team ranking. This is for the purpose of substituting in doubles or in case they must be moved up in singles because of injury or illness.

Singles Flight	Name	Grade
7	Tyler Burke	10
8	Charles Wenzel	11
9	Nate Benn	11

Certification Statement: We certify that the above listed players are listed in order of ability and are in position as per dual team rules. All exceptions to the 25% rule for singles competition have been approved at the conference meeting due to provided proof (injury, illness, etc.). Please list reason here: \_\_\_\_\_

Further we agree to abide by the NCHSAA regulations under which this dual team playoff is to be conducted.

Signed:

*Jonathan C. Bowe*  
PRINCIPAL

*[Signature]*  
HEAD COACH

*[Signature]*  
CONFERENCE PRESIDENT/DESIGNEE  
(Conference verification)

School Phone: 704 708-5530

Head Coach Phone: 704 301-1638

3 Different Conference Coaches Signatures

*[Signature]* Marvin Ridge HS  
Coaches Name / School

*[Signature]* Marvin Ridge HS  
Coaches Name / School

*Tom Floresca* Piedmont  
Coaches Name / School



## DUAL TEAM TENNIS LINE-UP SHEET

School name: West Carteret High School Classification: 3A Play-off Berth: 2

A high school team is comprised of 6 singles players competing in flights 1,2,3,4,5, and 6 singles; and 3 doubles teams (2 players each) competing in flights 1,2, and 3 doubles. An individual may compete in both singles and doubles. Players must have played 25% at a position in order to be seeded at that position unless there is an approved issue, injury or illness. Proof must be provided at Conference Meeting prior to submitting line-up sheet to NCHSAA.

Line-up sheets are to be mailed to the NCHSAA office. The deadline for this ranking sheet to be received is the **Monday prior to the first playing date for the dual team playoffs**. \*\*Conferences are responsible for verification of dual team line-ups before they are sent to the NCHSAA office. The procedure for verification is the decision of the conference. This procedure should eliminate any possible problems regarding stacking before the playoffs begin. A conference administrator must sign the dual team line ups before they are submitted to the NCHSAA office.

### SINGLES COMPETITION

Flight	Name		Grade	Total Matches Played	Record		Record in this Flight	
					Won	Lost	Won	Lost
First	Last							
#1	Gray	Rixer	12	6	4	2	4	2
#2	Owen	Piebler	12	12	7	5	3	2
#3	Henry	Gregory	12	11	9	2	5	0
#4	George	Rose	11	11	11	0	3	0
#5	Aaron	Pennock	10	12	10	2	4	0
#6	Trevor	Levey	12	11	10	1	3	1

## DOUBLES COMPETITION

The position paired at the number-one doubles position (ex. #1 and #3 = 4) must add up to an equal or lower number than those paired at the number-two doubles (ex. #2 and #4 = 6). The number two doubles pairing must add up to an equal or lower number than those paired at number three doubles (ex. #5 and #6 = 11).

\*A number-one singles player may **NOT** play at number three doubles.

Singles Flight	Flight	Name		Grade	Total Record		Flight Record	
					(this team)		(this team)	
3	#1	Henry	Gregory	12	2	2	0	1
2		Owen	Piehler	12				
1	#2	Gray	Rixey	12	0	1	0	1
7		Calvin	Moore	12				
4	#3	George	Rose	11	4	1	2	0
5		Aaron	Pennock	10				

List remaining players in order of team ranking. This is for the purpose of substituting in doubles or in case they must be moved up in singles because of injury or illness.

Singles Flight	Name	Grade
7	Calvin Moore	12
8	Alex Lewis	10
9	Michael McLanahan	11
10	Landon Brazda	10

Certification Statement: We certify that the above listed players are listed in order of ability and are in position as per dual team rules. All exceptions to the 25% rule for singles competition have been approved at the conference meeting due to provided proof (injury, illness, etc.). Please list reason here: Gray Rixey missed much of the season due to a concussion.

Further we agree to abide by the NCHSAA regulations under which this dual team playoff is to be conducted.

Signed: Carolyn Heller  
PRINCIPAL

Mark Thompson  
HEAD COACH

\_\_\_\_\_  
CONFERENCE PRESIDENT/DESIGNEE  
(Conference verification)

School Phone: 252-726-1176

Head Coach Phone: 252-717-2558

3 Different Conference Coaches Signatures  
Brown JHS  
Coaches Name / School

Keith Brown WCHS  
Coaches Name/School

Mark Thompson West-Carter  
Coaches Name/School

### DUAL TEAM TENNIS LINE-UP SHEET

School name: West Henderson Classification: 3A Play-off Berth: wncac 1

A high school team is comprised of 6 singles players competing in flights 1,2,3,4,5, and 6 singles; and 3 doubles teams (2 players each) competing in flights 1,2, and 3 doubles. An individual may compete in both singles and doubles. Players must have played 25% at a position in order to be seeded at that position unless there is an approved issue, injury or illness. Proof must be provided at Conference Meeting prior to submitting line-up sheet to NCHSAA.

Line-up sheets are to be mailed to the NCHSAA office. The deadline for this ranking sheet to be received is the **Monday prior to the first playing date for the dual team playoffs**. \*\*Conferences are responsible for verification of dual team line-ups before they are sent to the NCHSAA office. The procedure for verification is the decision of the conference. This procedure should eliminate any possible problems regarding stacking before the playoffs begin. A conference administrator must sign the dual team line ups before they are submitted to the NCHSAA office.

### SINGLES COMPETITION

Flight	Name		Grade	Total Matches Played	Record		Record in this Flight	
					Won	Lost	Won	Lost
#1	First	Last						
#1	Ellis	Young	10	17	6	11	6	11
#2	C J	Reguyal	12	16	5	11	5	11
#3	Nathan	Greer	10	17	10	7	7	6
#4	Matthew	Rice	12	17	13	4	10	3
#5	Evan	Langsdorf	10	17	9	8	9	7
#6	Bennett	Billingsley	12	8	6	2	5	2

West Henderson  
Men's Tennis

Attn: David Pressley

(828) 648-8618

DOUBLES COMPETITION

The position paired at the number-one doubles position (ex. #1 and #3 = 4) must add up to an equal or lower number than those paired at the number-two doubles (ex. #2 and #4 = 6). The number two doubles pairing must add up to an equal or lower number than those paired at number three doubles (ex. #5 and #6 = 11).

\*A number-one singles player may **NOT** play at number three doubles.

				<u>Total Record</u> (this team)		<u>Flight Record</u> (this team)		
Singles Flight	Flight	Name		Grade	Won	Lost	Won	Lost
		First	Last					
1	#1	Ellis Young		10	7	5	7	5
4		Matthew Rice		12				
2	#2	C J Reguyal		12	6	1	5	1
3		Nathan Greer		10				
5	#3	Evan Langsdorf		10	2	0	2	0
6		Bennett Billingsley		12				

Fax back  
To: 891-6590

List remaining players in order of team ranking. This is for the purpose of substituting in doubles or in case they must be moved up in singles because of injury or illness.

Singles Flight	Name	Grade
7	Alex Jones	11
8	Cameron Morrison	11
9	Eric Ung	11
10	Daniel Ippolito	9
11	Reyes Alcantar	11

Certification Statement: We certify that the above listed players are listed in order of ability and are in position as per dual team rules. All exceptions to the 25% rule for singles competition have been approved at the conference meeting due to provided proof (injury, illness, etc.). Please list reason here: \_\_\_\_\_

Further we agree to abide by the NCHSAA regulations under which this dual team playoff is to be conducted.

Signed:

[Signature]  
PRINCIPAL

[Signature]  
HEAD COACH

[Signature]  
CONFERENCE PRESIDENT/DESIGNEE  
(Conference verification)

- sign here

School Phone: (828) 891-6571

Head Coach Phone: (828) 691-4078

3 Different Conference Coaches Signatures

[Signature] P. Ryan H.S.  
Coaches Name / School

[Signature] W. Henderson  
Coaches Name/School

[Signature] E. Henderson  
Coaches Name/School

## DUAL TEAM TENNIS LINE-UP SHEET

School name: western alamance Classification: 3A Play-off Berth: 2

A high school team is comprised of 6 singles players competing in flights 1,2,3,4,5, and 6 singles; and 3 doubles teams (2 players each) competing in flights 1,2, and 3 doubles. An individual may compete in both singles and doubles. Players must have played 25% at a position in order to be seeded at that position unless there is an approved issue, injury or illness. Proof must be provided at Conference Meeting prior to submitting line-up sheet to NCHSAA.

Line-up sheets are to be mailed to the NCHSAA office. The deadline for this ranking sheet to be received is the **Monday prior to the first playing date for the dual team playoffs**. \*\*Conferences are responsible for verification of dual team line-ups before they are sent to the NCHSAA office. The procedure for verification is the decision of the conference. This procedure should eliminate any possible problems regarding stacking before the playoffs begin. A conference administrator must sign the dual team line ups before they are submitted to the NCHSAA office.

### SINGLES COMPETITION

Flight	Name First Last	Grade	Total Matches Played	Record		Record in this Flight	
				Won	Lost	Won	Lost
#1	Drew Pittard	11	5	5	0	5	0
#2	De Wet Van Zyl	11	6	5	1	4	1
#3	Dalton Rhodes	10	8	7	1	4	1
#4	Michael Agner	9	9	9	0	5	0
#5	Sam Geiger	9	9	8	1	4	1
#6	Owen Miller	10	8	7	1	4	1

## DOUBLES COMPETITION

The position paired at the number-one doubles position (ex. #1 and #3 = 4) must add up to an equal or lower number than those paired at the number-two doubles (ex. #2 and #4 = 6). The number two doubles pairing must add up to an equal or lower number than those paired at number three doubles (ex. #5 and #6 = 11).

\*A number-one singles player may **NOT** play at number three doubles.

Singles Flight	Flight	Name		Grade	Total Record		Flight Record	
					(this team)		(this team)	
First	Last				Won	Lost	Won	Lost
1	#1	Drew Pittard		11	3	1	3	1
3		Dalton Rhodes		10				
2	#2	De Wet Van Zyl		11	2	1	2	1
4		Michael Agner		9				
5	#3	Sam Gelger		9	1	1	1	1
7		Stuart Flint		12				

List remaining players in order of team ranking. This is for the purpose of substituting in doubles or in case they must be moved up in singles because of injury or illness.

Singles Flight	Name	Grade
	Da'Ryeus Taller	9
	Andrew Kaczynski	9
	Cameron Knight	10
	Sam Lowe	10

Certification Statement: We certify that the above listed players are listed in order of ability and are in position as per dual team rules. All exceptions to the 25% rule for singles competition have been approved at the conference meeting due to provided proof (injury, illness, etc.). Please list reason here: \_\_\_\_\_

Further we agree to abide by the NCHSAA regulations under which this dual team playoff is to be conducted.

Signed: \_\_\_\_\_  
PRINCIPAL

\_\_\_\_\_  
HEAD COACH

\_\_\_\_\_  
CONFERENCE PRESIDENT/DESIGNEE  
(Conference verification)

School Phone: 336 538 6020

Head Coach Phone: 336 214 2300

3 Different Conference Coaches Signatures

\_\_\_\_\_  
Coaches Name / School

\_\_\_\_\_  
Coaches Name/School

\_\_\_\_\_  
Coaches Name/School

# DUAL TEAM TENNIS LINE-UP SHEET

School name: Western Guilford Classification: 3A Play-off Berth: 1<sup>st</sup>

A high school team is comprised of 6 singles players competing in flights 1,2,3,4,5, and 6 singles; and 3 doubles teams (2 players each) competing in flights 1,2, and 3 doubles. An individual may compete in both singles and doubles. Players must have played 25% at a position in order to be seeded at that position unless there is an approved issue, injury or illness. Proof must be provided at Conference Meeting prior to submitting line-up sheet to NCHSAA.

Line-up sheets are to be mailed to the NCHSAA office. The deadline for this ranking sheet to be received is the **Monday prior to the first playing date for the dual team playoffs**. \*\*Conferences are responsible for verification of dual team line-ups before they are sent to the NCHSAA office. The procedure for verification is the decision of the conference. This procedure should eliminate any possible problems regarding stacking before the playoffs begin. A conference administrator must sign the dual team line ups before they are submitted to the NCHSAA office.

## SINGLES COMPETITION

Flight	Name		Grade	Total Matches Played	Record		Record in this Flight	
					Won	Lost	Won	Lost
	First	Last						
#1	Eric	Whisnant	10	14	11	3	11	3
#2	Will	Cole	12	14	12	2	12	2
#3	Jon-Anthony	Thomas	10	14	13	1	13	1
#4	Garrison	Ridgill	9	14	12	2	12	2
#5	Janet	Wood	10	10	5	5	5	5
#6	Adam	Williams	12	10	4	6	4	6

### DOUBLES COMPETITION

The position paired at the number-one doubles position (ex. #1 and #3 = 4) must add up to an equal or lower number than those paired at the number-two doubles (ex. #2 and #4 = 6). The number two doubles pairing must add up to an equal or lower number than those paired at number three doubles (ex. #5 and #6 = 11).

\*A number-one singles player may **NOT** play at number three doubles.

Singles Flight	Flight	Name First Last		Grade	Total Record (this team)		Flight Record (this team)	
					Won	Lost	Won	Lost
1	#1	Eric	Whisnant	10	12	1	12	1
2		Will	Cole	12				
3	#2	Jon-Rodney	Thomas	10	12	1	12	1
4		Garrison	Ridgill	9				
5	#3	Jared	Ward	10	5	5	5	5
6		Adam	Williams	12				

List remaining players in order of team ranking. This is for the purpose of substituting in doubles or in case they must be moved up in singles because of injury or illness.

Singles Flight	Name	Grade
7	Fares Marayati	11
8	D.J. Babeck	11
9	Tyler Cunningham	10

Certification Statement: We certify that the above listed players are listed in order of ability and are in position as per dual team rules. All exceptions to the 25% rule for singles competition have been approved at the conference meeting due to provided proof (injury, illness, etc.). Please list reason here: \_\_\_\_\_

Further we agree to abide by the NCHSAA regulations under which this dual team playoff is to be conducted.

Signed: \_\_\_\_\_

*P. Kauer*  
PRINCIPAL

*[Signature]*  
HEAD COACH

*Charles W. Chapman*  
CONFERENCE PRESIDENT/DESIGNEE  
(Conference verification)

School Phone: \_\_\_\_\_

*(336) 316-5800*

Head Coach Phone: \_\_\_\_\_

*(336) 553-8344*

3 Different Conference Coaches Signatures

*[Signature]* *Ledford*  
Coaches Name / School

*[Signature]* *Southern Guilford*  
Coaches Name/School

*[Signature]* *North Forsyth*  
Coaches Name/School