



# NORTH CAROLINA HIGH SCHOOL ATHLETIC ASSOCIATION

41<sup>st</sup> Annual  
VOLLEYBALL STATE CHAMPIONSHIPS

TIME WARNER CABLE  
**SPORTS**  
CHANNEL



**NOVEMBER 5, 2016**  
**NC STATE UNIVERSITY, REYNOLDS COLISEUM**





Together

we make the right call

[nchsaa.org](http://nchsaa.org)





# 2016 NCHSAA VOLLEYBALL STATE CHAMPIONSHIPS

*Presented By Time Warner Cable*

**Reynolds Coliseum • Raleigh • November 5<sup>th</sup>**



## THE FEATURES

- 3 .....Welcome
- 4 .....2015 Championship Retrospectives
- 5 .....1A Bracket
- 9 .....2A Bracket
- 13 .....3A Bracket
- 17 .....4A Bracket
- 21 .....Past Championship Information
- 25 .....Championship Venue Info

## THE SCHEDULE

**2A CHAMPIONSHIP - NOON**  
CARRBORO vs. MAIDEN

**3A CHAMPIONSHIP - 2:30 PM**  
CHAPEL HILL vs. COX MILL

**4A CHAMPIONSHIP - 5:00 PM**  
GREEN HOPE vs. RONALD REAGAN

**1A CHAMPIONSHIP - 7:30 PM**  
LOUISBURG vs. COMMUNITY SCHOOL OF DAVIDSON

## THE MATCH UPS

- 6 **1A Championship Team Capsules**  
Louisburg vs. Community School of Davidson
  - 7 **1A Championship Team Rosters**
  - 10 **2A Championship Team Capsules**  
Carrboro vs. Maiden
  - 11 **2A Championship Team Rosters**
  - 14 **3A Championship Team Capsules**  
Chapel Hill vs. Cox Mill
  - 15 **3A Championship Team Rosters**
  - 18 **4A Championship Team Capsules**  
Green Hope vs. Ronald Reagan
  - 19 **4A Championship Team Rosters**
- Action photos by Carin Goodall-Gosnell (MaxPreps)

**Live television of all four Championship Games available on Time Warner Cable Channels 77 & 323.**

**Available On-Demand on Channel 1020**



November 5, 2016

Welcome to the 41st annual edition of the NCHSAA Volleyball Championships!


Today at historic Reynolds Coliseum we will crown four champions after a season full of hard work and dedication. We believe that this will be a tremendous experience for the student-athletes, the coaches, administrators and the fans of the schools who have won their way through the playoffs to reach this point.

We are grateful to all of those who have a hand in making these championships possible, including the host city sponsor, Greater Raleigh Sports Alliance, and our television partner, Time Warner Cable, who will provide live television coverage once again this year.

There are also a lot of volunteers and NCHSAA staff members who have worked tirelessly toward making this event the best it can be. If you are a high school athletics fan, then you are in the right place to enjoy a great day of volleyball competition!

We appreciate your support of high school athletics and hope you enjoy the best volleyball our state has to offer -- The NCHSAA state championships!

Que Tucker  
Commissioner





# Welcome from the President

Fans,

Welcome to the NCHSAA Volleyball State Championship. Competing for the state title is a highlight in any high school athlete's career. Every team remembers the preseason workouts and the first weeks of practice thinking to themselves this will be our year to play for a state title. Now, here we are watching the two best volleyball teams compete for the right to be called a champion...a state champion.

The amount of time and effort by the athletes, the coaches and volunteers has paid off to punch a ticket to Raleigh today to finish strong and bring a state championship trophy home. For many of our seniors this is the last time to make an indelible mark for their school's sports legacy. Regardless of which team you are here today to cheer on to the title, we must never forget these are student-athletes who play volleyball for the love of the game and the competition it provides.

Ever since the NCHSAA was established in 1913, our core mission has been to provide opportunities for interscholastic competitions within the state of North Carolina. We offer this opportunity understanding that success in the classroom is key to success in life. Those students who play sports in high school learn valuable lessons about winning and losing, working hard, setting goals, building leadership characteristics to name just a few. Each year, at our annual meeting in May, we recognize those individuals and teams who excel in the classroom and on the field of competition. We also recognize teams from all four classifications who over the course of one year are also recognized for displaying sportsmanship in all of their athletic teams.

Prior to the match today we will be recognizing an athlete from each team which embodies sportsmanship and serves as ambassador for their team in the community. Sportsmanship is more important than ever in the world of high school athletics, especially when some of our professional athletes cannot display the same level of integrity as our high school athletes. The honorees at today's state championship exhibit sportsmanship not only during competition, but also during practice when they help a fellow teammate get up after being knocked down. These athletes are the role models we want all of our younger athletes to follow and look up to.

Most of all, I want to thank you the FAN for supporting your favorite team today. Regardless of the outcome, this is a special day for all of our athletes. Thank you for supporting the NCHSAA and all 409 member schools which makes this association the best in the country.

Sincerely,

Rodney Shotwell  
President







Photo by: Carin Goodall-Gosnell (MaxPreps.com)

RALEIGH - South Granville libero, Cydney Scott, as the Vikings took a five set victory over Wheatmore in the 2A State Championship.

## 1-A: ALLEGHANY OUTLASTS DEFENDING CHAMP PRINCETON IN NCHSAA 1-A VOLLEYBALL CHAMPIONSHIP

RALEIGH— Senior middle hitter Jade Shepherd helped lead Alleghany to a four-set victory over defending champion Princeton in the 1-A volleyball championship at the Raleigh Convention Center. Alleghany jumped in front quickly, winning the first two sets by 25-20 and 25-21. Then Princeton got off to a quick start in the third set, going up 6-1 and holding on to take a 25-19 victory. The fourth set stayed close, with Princeton leading for a while until an Alleghany spurt gave the Lady Trojans an 18-14 lead and they went on to a 25-20 triumph.

Shepherd had 11 kills and only one error for the victorious Trojans and was named the championship Most Valuable Player. Jenna Eisner also had 11 kills for the winner and Mookie Miller had 15 digs. Daisy Eklund paced Princeton with 21 kills and 10 digs and Taylor Carroll was credited with 11 kills. Princeton was the defending champion & this year the Bulldogs were the third seed in the East finishing 27-2 overall. Alleghany, in its first trip to the NCHSAAA volleyball championship, wound up 26-1 and ended the season with a 25-match winning streak.

## 2-A: FIFTH SET GOES TO SOUTH GRANVILLE TO WIN NCHSAA 2-A VOLLEYBALL CHAMPIONSHIP

RALEIGH— It went down to the fifth and decisive set in the final match of the night, and South Granville outlasted Wheatmore to win the 2-A volleyball championship at the Raleigh Convention Center on Saturday night. Wheatmore jumped in front with a 25-20 victory in the first set, but South Granville evened it up with a 25-20 victory. South added a 25-19 victory in set three, although the Vikings had a sizable lead before Wheatmore made a run, and then Wheatmore evened it with a 25-21 triumph but after an eight-point lead had evaporated.

In the fifth set, it was back and forth. South held a 10-8 advantage when Wheatmore called timeout, and

then the Warriors came back to tie. But several dramatic kills gave South a 14-11 lead and the Vikings held on to win, 15-12. Megan Fuhr of South Granville had 20 kills and 17 digs and was named the championship Most Valuable Player. Outside hitter Jenna Pitzer added 17 kills for the winners and Cydney Scott had several key plays among her 20 digs. Macy Eidenburger led Wheatmore with 21 kills and 15 digs. South Granville ended the season with a 26-match winning streak and the Vikings finished the year at 29-3 overall. South was in the finals for the third time in the last four years, with runner-up finishes in 2012 and '14. Wheatmore, a relatively new school in just its seventh year, made its second trip to the finals after falling to Hendersonville in the 2013 2-A final. The Warriors wound up 25-2.

## 3-A: SOUTH IREDELL ROLLS TO VICTORY IN NCHSAA 3-A VOLLEYBALL CHAMPIONSHIP

RALEIGH— Senior outside hitter Julia Scoles led South Iredell to a convincing 3-0 sweep past Asheboro in the North Carolina High School Athletic Association state 3-A volleyball championship on Saturday at the Raleigh Convention Center on Saturday. The Vikings, in the NCHSAA state volleyball championships for the first time, won by 25-14, 25-11 and 25-9.

The 6-1 Scoles, who will continue her volleyball career at the University of North Carolina, was a unanimous choice for the Most Valuable Player award, with 23 kills in 32 attempts and no errors. Madison Peters added 11 kills for the winners while Taylor Berg came up with 19 digs. Jasmine Gaines paced Asheboro with eight kills and Emily Skoglund had 14 digs for the Blue Comets. South Iredell finished the season 27-1 while Asheboro, in its fourth trip to the championships but its first since 1995, wound up 25-4.

## 4-A: GIBBONS DOWNS NORTHWEST GUILFORD FOR 4-A VOLLEYBALL TITLE

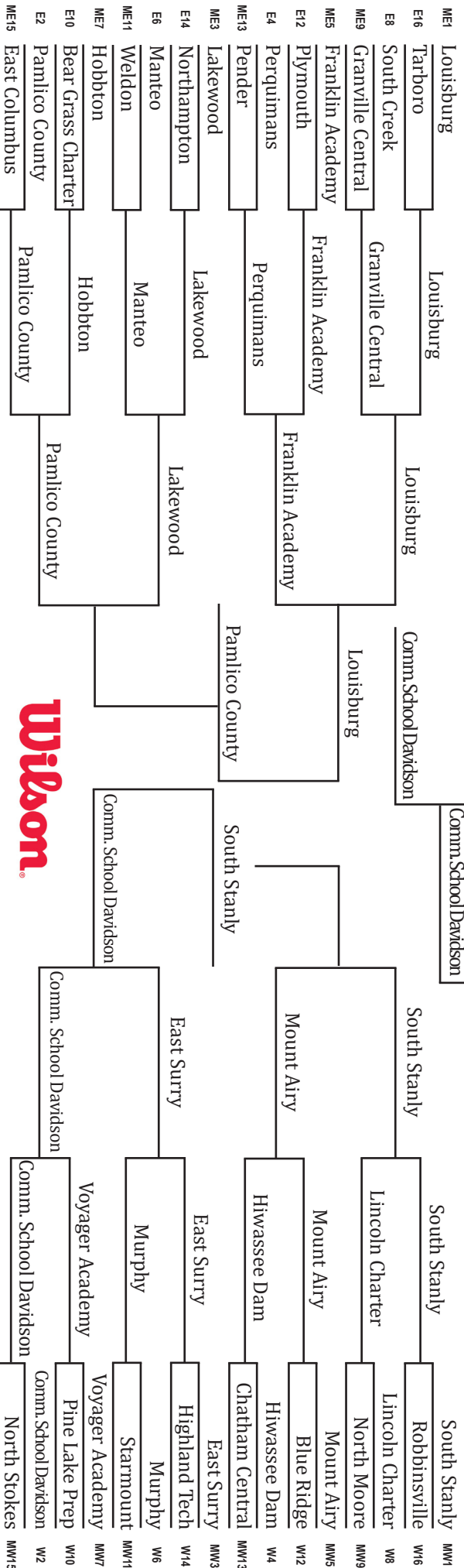
RALEIGH— Cardinal Gibbons kept a long state title streak intact on Saturday afternoon in the North Carolina High School Athletic Association state 4-A volleyball championship at the Raleigh Convention Center. Gibbons swept past Northwest Guilford for the title in three straight sets by 25-18, 25-15 and 25-17. The Crusaders became the first NCHSAA team to win seven volleyball championships in a row, now across three classifications. 2015 was the Crusaders first year in the 4-A class, and Gibbons sports a 49-1 mark in postseason volleyball play in the last 10 years. Their 2015 season finished with a 20-3 overall record this season.

Senior outside hitter Briley Brind'Amour of Gibbons had 13 kills and Emma Longley added 11. But Crusader senior libero Mia Fradenburg, with a great all-around game, was chosen as the championship Most Valuable Player with 17 digs. Northwest Guilford, in its first visit to the state championship match although it has won 16 consecutive conference championships, ended the season with a 27-4 record. Kaitlyn Grube led the Viking attack with nine kills.





# 2016 1A Volleyball Championship Bracket





# 1A Championship Team Information



## LOUISBURG WARRIORS



**Location:** Louisburg, N.C.  
**Conference:** Tar Roanoke Athletic 1A  
**Colors:** Orange & Blue  
**Principal:** Glenn Dansky  
**Athletic Director:** Erica Wammock  
**Head Coach:** Erica Wammock  
**Assistant Coaches:** Jina Stamey  
**Players to Watch:** Summer Phillips, Whitney Bolton, Kaylee Saunders & Sarah Foster  
**Team Record:** 27-0 (12-0)

Date	Opponent	Result
8/16	@ Franklin Academy	3 - 2 (W)
8/18	East Wake Academy	3 - 0 (W)
8/22	North Johnston	3 - 0 (W)
8/24	@ Northern Vance	3 - 1 (W)
8/30	@ KIPP Pride*	3 - 0 (W)
8/31	Franklinton	3 - 0 (W)
9/6	Oxford Preparatory*	3 - 0 (W)
9/7	Bunn	3 - 2 (W)
9/12	@ North Johnston	3 - 0 (W)
9/15	Granville Central*	3 - 0 (W)
9/19	Northern Vance	3 - 0 (W)
9/20	KIPP Pride*	3 - 0 (W)
9/26	@ Franklinton	3 - 1 (W)
9/27	@ Southeast Halifax*	3 - 0 (W)
9/27	Southeast Halifax*	3 - 0 (W)
9/29	@ Oxford Preparatory*	3 - 0 (W)
10/3	@ Bunn	3 - 1 (W)
10/4	Northwest Halifax*	3 - 0 (W)
10/4	Northwest Halifax*	3 - 0 (W)
10/13	@ Weldon*	3 - 0 (W)
10/13	@ Weldon*	3 - 0 (W)
10/17	@ Granville Central*	3 - 0 (W)
10/26	Tarboro#	3 - 0 (W)
10/27	Granville Central#	3 - 0 (W)
10/29	Franklin Academy#	3 - 0 (W)
11/1	Pamlico County#	3 - 0 (W)
11/3	Riverside#	3 - 1 (W)
11/5	Community School of Davidson#	

Depth and a strong upperclass group have helped the Louisburg Warriors reach the State Championship match for the ninth time in school history. The team is seeking the third State Championship in school history and their first since back-to-back championships in 1988 and 1989. The Warriors have not appeared in the State Finals since 2007 when a tough Hendersonville team defeated them winning the third consecutive title for that school.

Coach Erica Wammock attributes much of the team's success to versatile hitting options and the ability to get production from the team's bench. The Warriors compiled a 22-0 record in the regular season including critical wins over Bunn, Franklinton, Northern Vance and Franklin Academy.

The team rallied together in a pair of rivalry matches against cross-county rival Franklinton, beating the Red Rams twice on the year.



## COMM. SCHOOL OF DAVIDSON SPARTANS

**Location:** Davidson, N.C.  
**Conference:** Southern Piedmont 1A  
**Colors:** Blue, Gray and White  
**Principal:** Joy Warner  
**Athletic Director:** Jill Cashion  
**Head Coach:** Molly Gwaltney  
**Assistant Coaches:** None  
**Players to Watch:** Sara Labadorf, Liza Mitchell, Isabella Di-Cristafaro & Shea Aichele  
**Team Record:** 27-1 (16-0)

Date	Opponent	Result
8/15	@ Pine Lake Preparatory*	3 - 0 (W)
8/18	@ Thomas Jefferson Classical Academy*	3 - 0 (W)
8/20	Fort Mill (SC)	0 - 3 (L)
8/20	Rock Hill (SC)	2 - 1 (W)
8/23	Cherryville*	3 - 1 (W)
8/30	Bessemer City*	3 - 0 (W)
9/1	Lincoln Charter*	3 - 0 (W)
9/6	@ Highland Tech*	3 - 0 (W)
9/8	@ Piedmont Community Charter*	3 - 0 (W)
9/10	@ South Stanly	3 - 2 (W)
9/10	Anson	3 - 0 (W)
9/13	Mountain Island Charter*	3 - 0 (W)
9/15	Pine Lake Preparatory*	3 - 0 (W)
9/19	@ Bessemer City*	3 - 0 (W)
9/20	Thomas Jefferson Classical Academy*	3 - 0 (W)
9/22	@ Cherryville*	3 - 0 (W)
10/4	@ Lincoln Charter*	3 - 1 (W)
10/6	Highland Tech*	3 - 0 (W)
10/12	Piedmont Community Charter*	3 - 0 (W)
10/13	@ Mountain Island Charter*	3 - 0 (W)
10/17	Thomas Jefferson Classical Academy**	3 - 0 (W)
10/18	Pine Lake Preparatory**	3 - 0 (W)
10/19	Lincoln Charter**	3 - 2 (W)
10/26	North Stokes#	3 - 0 (W)
10/27	Voyager Academy#	3 - 0 (W)
10/29	East Surry#	3 - 1 (W)
11/1	@ South Stanly#	3 - 2 (W)
11/3	Roxboro Community#	3 - 0 (W)
11/5	Louisburg#	

A group of six seniors lead a core of strong underclassmen from Community School of Davidson to the school's first appearance in the Volleyball State Championships. This group powered through conference play 16-0 and won the Southern Piedmont 1A Conference Tournament for the fifth year in a row.

The team came together in a tough conference tournament finals match against Lincoln Charter that saw the Spartans down two sets to none before coming back to win the match in five sets. Coach Molly Gwaltney said, "There is a lot to be said of a team that can dig out of a hole like that. We had the ability to stay focused on our team and what we needed to fix to come out on the winning side. A comeback like that gave us the confidence to overcome anything in our way during the playoffs."





# Louisburg Warriors



#	NAME	YR	HT	P	#	NAME	YR	HT	P
1	Haley Marshall	12	5' 3"	DS	10	Kaylee Saunders	11	5' 5"	RS
3	Amber Newton	12	5' 4"	S	11	Taylor Ferguson	10	5' 6"	OH
4	Whitney Bolton	11	6' 0"	MH	12	Makayla Ball	11	5' 6"	L
5	Journee Hartsfield	10	5' 1"	S	13	Mackenzie Wood	12	5' 5"	DS
6	Sarah Foster	12	5' 6"	OH	14	Ashton Leonard	10	5' 6"	S
7	Kristen House	9	5' 7"	OH	15	Summer Phillips	12	5' 6"	OH
8	Hannah Nobles	12	5' 7"	OH	16	Adriane Sullivan	11	5' 8"	OH
9	Ti'Ashia Frazier	10	5' 10"	MH					



# Community School of Davidson Spartans



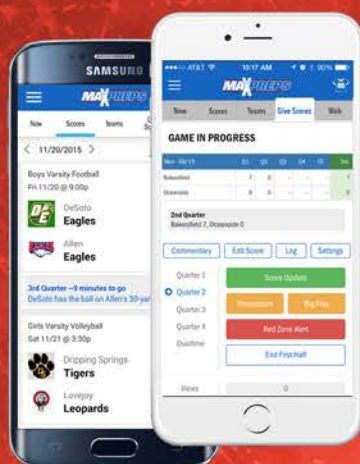
#	NAME	YR	Ht.	Pos.	#	NAME	YR	Ht.	Pos.
6	Shea Aichele	10		MH	21	Molly Perkins	12		S
11	Anna Lorey	12		RS	23	Grace Erskine	11		MH
14	Kate Hoffman	10		DS	24	Sara Labadorf	11		OH
16	Grace Kwaitkowski	12		S	25	Kendall Owens	10		DS
17	Sarah Hoffman	12		DS	27	Megan Shea	10		DS
18	Gabbi Montgomery	12		MH	28	Bella DiCristofaro	10		OH
19	Sarah Godkin	12		OH	29	Liza Mitchell	9		RS
20	Rachel Crawford	11		RS					

\*Roster information provided by schools



# MAXPREPS

***Official Statistician and Digital Media Partner  
for North Carolina High School Athletic Association***



**Download MaxPreps TODAY!**

**Notifications & Live Scores  
Follow your Favorite Teams  
Rankings, Photos & Videos**



***Athletic Directors and Coaches, To obtain your team's access code please email  
coachsupport@maxpreps.com or call 800.329.7324x1***



TIME WARNER CABLE  
**SPORTS**  
CHANNEL





# 2A Championship Team Information



## CARRBORO JAGUARS



**Location:** Carrboro, N.C.  
**Conference:** Mid-State 2A  
**Colors:** Purple, Gold & White  
**Principal:** LaVerne Mattocks  
**Athletic Director:** April Ross  
**Head Coach:** Stephen Scanga  
**Assistant Coach(es):** Abby Hooker  
**Players to Watch:** Destiny Cox - Mid-State 2A Player of the Year, All-Conference performer; Destiny Dorsey (libero); Grace Maggiore (captain).  
**Team Record:** 29-0 (10-0)

## MAIDEN BLUE DEVILS

**Location:** Maiden, N.C.  
**Conference:** Southern District 7 Athletic 2A  
**Colors:** Blue & White  
**Principal:** Robert Bliss  
**Athletic Director:** Caine Houser  
**Head Coach:** Marsha Davis  
**Assistant Coach:** Patricia Cantrell  
**Players to Watch:** Holland Laxton (2X Conf. Player of the Year), Haley Watson (2X All-Conf.), Kylie Morgan (2X All-Conf.)  
**Team Record:** 30-0 (14-0)

Date	Opponent	Result	Date	Opponent	Result
8/19	Chapel Hill	3 - 2 (W)	8/16	@ North Lincoln	3 - 0 (W)
8/20	Northwest Guilford	3 - 0 (W)	8/17	@ West Iredell	3 - 0 (W)
8/20	Hoggard	3 - 0 (W)	8/18	Alexander Central	3 - 0 (W)
8/20	@ East Chapel Hill	3 - 0 (W)	8/22	@ North Gaston	3 - 0 (W)
8/23	@ Chapel Hill	3 - 0 (W)	8/23	St. Stephens	3 - 0 (W)
8/25	@ Cardinal Gibbons	3 - 2 (W)	8/24	Foard	3 - 1 (W)
8/29	@ Cedar Ridge	3 - 0 (W)	8/30	Bunker Hill*	3 - 0 (W)
8/30	Chapel Hill	3 - 0 (W)	8/31	North Lincoln	3 - 0 (W)
9/7	@ East Chapel Hill	3 - 1 (W)	9/1	West Lincoln*	3 - 0 (W)
9/13	@ Bartlett Yancey*	3 - 0 (W)	9/6	@ Newton-Conover*	3 - 0 (W)
9/14	@ South Granville	3 - 2 (W)	9/8	@ East Lincoln*	3 - 0 (W)
9/15	Cummings *	3 - 0 (W)	9/13	West Caldwell*	3 - 0 (W)
9/20	Jordan-Matthews*	3 - 0 (W)	9/15	@ Lincolnton*	3 - 0 (W)
9/22	@ Graham*	3 - 0 (W)	9/20	Bandys*	3 - 0 (W)
9/27	@ Reidsville*	3 - 0 (W)	9/21	North Gaston	3 - 0 (W)
9/28	East Chapel Hill	3 - 0 (W)	9/22	@ Bunker Hill*	3 - 0 (W)
9/29	Bartlett Yancey*	3 - 0 (W)	9/27	@ West Lincoln*	3 - 0 (W)
10/4	@ Cummings*	3 - 0 (W)	9/29	Newton-Conover*	3 - 0 (W)
10/5	Cedar Ridge	3 - 0 (W)	10/4	East Lincoln*	3 - 0 (W)
10/6	@ Jordan-Matthews*	3 - 0 (W)	10/7	@ West Caldwell*	3 - 0 (W)
10/11	Graham*	3 - 0 (W)	10/11	Lincolnton*	3 - 0 (W)
10/13	Reidsville*	3 - 0 (W)	10/13	@ Bandys*	3 - 0 (W)
10/18	Cummings**	3 - 0 (W)	10/17	West Caldwell**	3 - 0 (W)
10/19	Bartlett Yancey**	3 - 0 (W)	10/18	East Lincoln**	3 - 0 (W)
10/26	Roanoke Rapids#	3 - 0 (W)	10/19	Bunker Hill**	3 - 0 (W)
10/27	Croatan#	3 - 0 (W)	10/26	Parkwood#	3 - 0 (W)
10/29	South Lenoir#	3 - 0 (W)	10/27	Forbush#	3 - 0 (W)
11/1	Farmville Central#	3 - 1 (W)	10/29	Hendersonville#	3 - 0 (W)
11/3	Currituck County#	3 - 0 (W)	11/1	Lake Norman Charter#	3 - 0 (W)
11/5	Maiden#		11/3	Wheatmore#	3 - 2 (W)
			11/5	Carrboro#	

The maturity of a team that has been together for the last 3 years has helped this year's Carrboro Jaguars develop into one of the best teams in school history. The Jaguars started the year with a strong showing in a tournament at East Chapel Hill against 3A and 4A opponents, winning the tournament while only dropping two sets in four matches.

Carrboro then battled defending 4A State Champions, Cardinal Gibbons, beating the Crusaders on the road 3-2. After losing the fourth set 29-27, Jaguars coach Steve Scanga said, "It was great to see the team rally in the fifth set and believe they could win." Win they did, and the Jaguars have done a lot of that since then as well.

In Mid-State 2A Conference play, the Jaguars did not drop a single set, winning the conference championship for the fourth year in a row. Solid serve receive defense, quick setters and dominating hitters have been the key for Carrboro all season long.

The Maiden Blue Devils have come together for a perfect 30-0 season and make their school's first appearance in the Volleyball State Championships. The team has been dominating, only dropping a single set during the regular season and cruising past traditional power Hendersonville in three sets in round three of the playoffs.

The Blue Devils took on Wheatmore, last year's State Runner-up at 2A level, in the regional finals. The two teams split the opening two sets, and then split set three and four before a decisive fifth set sent Maiden to the finals with a 15-11 victory.

Maiden Head Coach Marcia Davis described this team saying, "This season has been one of triumph with both personal and team goals being achieved. Each athlete worked to improve their individual skill building towards our team goals of an undefeated conference season and winning the conference tournament championship."





# CARRBORO JAGUARS



#	NAME	YR	HT	P	#	NAME	YR	HT	P
1	Destinee Dorsey	9	5' 6"	L	13	Diana Alcox	12	5' 10"	MB
7	Parker Zinn	9	5' 5"	DS	14	Grace Maggiore	12	5' 8"	S
8	Christine Alcox	12	5' 10"	OH	15	Destiny Cox	11	6' 1"	OH
9	Kelley Gosk	10	5' 7"	DS	16	Kirby Thornton	11	6' 2"	MB
10	Zoe Hurwitz	12	5' 5"	DS	17	Elizabeth Ollila	12	5' 10"	RS
11	Penny Newall	11	5' 9"	S	18	Sarah Montross	11	5' 10"	S
12	Emma Fritsch	11	5' 11"	MB	19	Millie McGuire	11	5' 9"	DS

# MAIDEN BLUE DEVILS



#	NAME	YR	HT	P	#	NAME	YR	HT	P
1	Evan Sherrill	10	5' 9"	MB	17	Noelle Berry	12	5' 9"	MB
2	Kylie Morgan	11	5' 9"	OH	18	Lillie Sims	12	5' 8"	MB
3	Maracle Byrd	12	5' 9"	S	21	Holland Laxton	12	6' 2"	OH
5	Gracie Ingle	12	5' 7"	DS	22	Avery Poovey	12	5' 4"	DS
6	Juablai Yang	12	5' 0"	DS	25	Evenlyn Yang	12	5' 6"	RS
7	Abby Laney	11	5' 6"	MB	26	Emilee Buff	12	5' 7"	RS
14	Haley Watson	12	5' 6"	S	28	Bailey Carlton	12	5' 3"	L

\*Roster information provided by schools





**FUEL YOUR GAME FROM BEGINNING TO END. WIN FROM WITHIN.®**

©2016 S-VC, Inc. GATORADE and the G BOLT design are registered trademarks of S-VC, Inc.



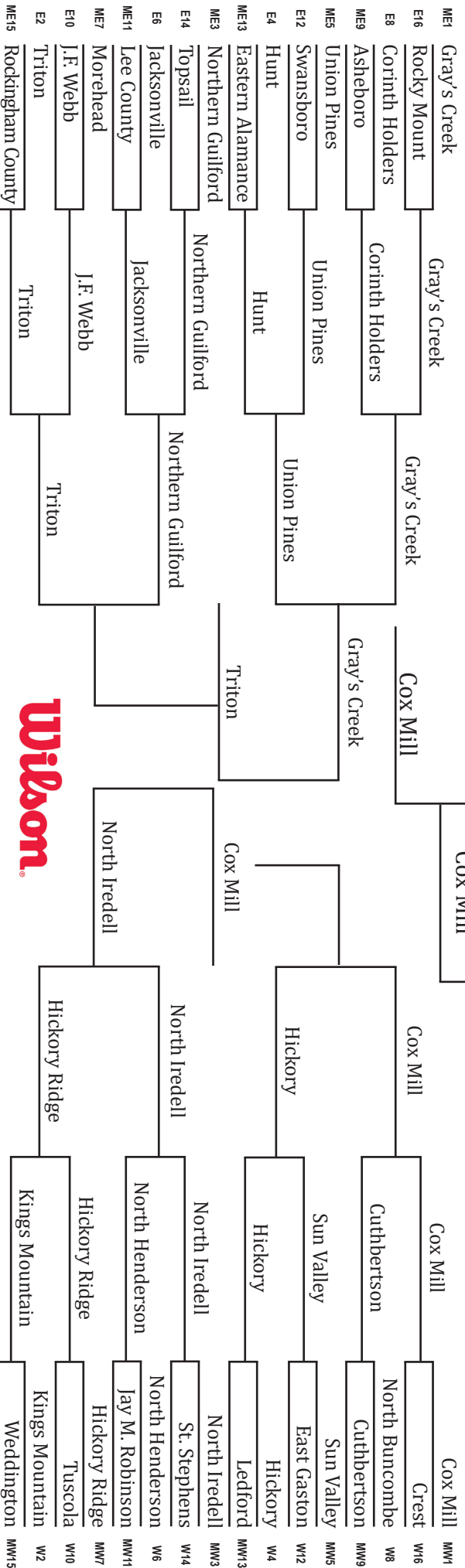


# 2016 3A Volleyball Championship Bracket



CHAMPIONSHIP

STATE CHAMPIONS





# 3A Championship Team Information



## CHAPEL HILL TIGERS



## COX MILL CHARGERS

**Location:** Concord, N.C.

**Conference:** South Piedmont 3A

**Colors:** Purple, Black & Teal

**Principal:** Todd A. Smith

**Athletic Director:** Brad Hinson

**Head Coach:** Michelle Phillips

**Assistant Coach:** Rebecca Dellinger

**Players to Watch:** Taylor Rowland, Courtney Weber, Ali Sierma & Lauren Phillips

**Team Record:** 34-0 (18-0)

**Location:** Chapel Hill, N.C.  
**Conference:** Big Eight 3A  
**Colors:** Black, Gold & White  
**Principal:** Sulura Jackson  
**Athletic Director:** Tim Bennett  
**Head Coach:** Ross Fields  
**Assistant Coaches:** Daphne Stam, Sandra Benedetto, Myka Elliot & Lee Childers  
**Players to Watch:** Shea Golden, Katie Huge, Kyra Crider, Kaya Merkle, Hannah Wander & Courtney Zwikker  
**Team Record:** 24-5 (11-1)

Date	Opponent	Result	Date	Opponent	Result
8/19	Carrboro	2 - 3 (L)	8/19	Tournament Opponent	2 - 0 (W)
8/20	Northwest Guilford	3 - 2 (W)	8/20	Ashley Hall (SC)	2 - 0 (W)
8/20	Hoggard	3 - 2 (W)	8/20	Charlotte Catholic	2 - 0 (W)
8/20	Southern Alamance	3 - 0 (W)	8/20	Marvin Ridge	2 - 1 (W)
8/23	Carrboro	0 - 3 (L)	8/20	Cardinal Gibbons	2 - 0 (W)
8/25	Jordan	3 - 1 (W)	8/23	@ East Rowan*	3 - 0 (W)
8/29	@ Northern Durham	3 - 1 (W)	8/25	@ Hickory Ridge*	3 - 0 (W)
8/30	@ Carrboro	0 - 3 (L)	8/30	Northwest Cabarrus*	3 - 0 (W)
9/6	Northwood*	3 - 1 (W)	9/1	South Rowan*	3 - 0 (W)
9/8	@ J.F. Webb*	3 - 1 (W)	9/6	@ Concord*	3 - 0 (W)
9/12	East Chapel Hill	3 - 2 (W)	9/7	Marvin Ridge	3 - 1 (W)
9/13	Cedar Ridge*	3 - 2 (W)	9/8	@ Jay M. Robinson*	3 - 0 (W)
9/15	@ Orange*	3 - 0 (W)	9/13	@ Central Cabarrus*	3 - 0 (W)
9/19	@ East Chapel Hill	3 - 0 (W)	9/15	West Rowan*	3 - 0 (W)
9/20	Northern Vance*	3 - 0 (W)	9/19	@ Jesse Carson*	3 - 0 (W)
9/22	@ Southern Durham*	3 - 0 (W)	9/20	East Rowan*	3 - 0 (W)
9/26	@ Jordan	3 - 0 (W)	9/22	Hickory Ridge*	3 - 0 (W)
9/29	@ Northwood*	3 - 0 (W)	9/27	@ Northwest Cabarrus*	3 - 0 (W)
10/4	J.F. Webb*	3 - 1 (W)	9/29	@ South Rowan*	3 - 0 (W)
10/6	@ Cedar Ridge*	0 - 3 (L)	10/3	Concord*	3 - 0 (W)
10/11	Orange*	3 - 0 (W)	10/6	Central Cabarrus*	3 - 0 (W)
10/13	@ Northern Vance*	3 - 0 (W)	10/8	Charlotte Catholic	3 - 0 (W)
10/14	Green Hope	1 - 3 (L)	10/11	@ West Rowan*	3 - 0 (W)
10/18	Southern Durham*	3 - 0 (W)	10/12	Jay M. Robinson*	3 - 0 (W)
10/26	Northern Nash#	3 - 0 (W)	10/13	Jesse Carson*	3 - 0 (W)
10/27	Cleveland#	3 - 2 (W)	10/17	East Rowan**	3 - 0 (W)
10/29	C.B. Aycock#	3 - 0 (W)	10/18	West Rowan**	3 - 0 (W)
11/1	@ West Carteret #	3 - 2 (W)	10/19	Jesse Carson**	3 - 1 (W)
11/3	@ Triton#	3 - 0 (W)	10/26	Crest#	3 - 0 (W)
11/5	Cox Mill#		10/27	Cuthbertson#	3 - 0 (W)
			10/29	Hickory#	3 - 1 (W)
			11/1	North Iredell#	3 - 0 (W)
			11/3	West Henderson#	3 - 1 (W)
			11/5	Chapel Hill#	

Every practice at Chapel Hill begins with a question, "Are the teams fair?" The answer is always a resounding, "Of course not! Find a way to win!" in unison. Find a way to win is exactly what this year's Tigers have done. Battle tested in the early season through a tough slate of games against the likes of Carrboro, Northwest Guilford and others helped Chapel Hill know what they needed to focus on to get better each practice.

The Tigers realized they had a chance to go the distance this year when they won back-to-back five set matches in two nights against East Chapel Hill and Cedar Ridge. Chapel Hill makes its fourth appearance in an NCHSAA Volleyball Championship, having won two times. The Tigers brought home hardware in 1994 and their last appearance 2003.

The Chargers of Cox Mill make their first appearance in the NCHSAA Volleyball State Championship after rolling through an unbeaten season that only saw the Chargers drop three sets over the course of the regular season and conference tournament.

Cox Mill blew past West Henderson in the regional finals handing the Falcons a 3-1 loss and the only dropped sets of the tournament for West Henderson the #1 seed in the West sub-region. The Chargers are seeking to become the first volleyball champion from Cabarrus County as the first county team to even reach the final round of the playoffs. A tightly knit team, Cox Mill has worked together on and off the court, including for a "Be Bold for Gold" Pediatric Cancer awareness fundraiser game.





# Chapel Hill Tigers



#	NAME
1	Nadiya Farrington
2	Marin Wolf
3	June Arricastres
4	Emma Kalish
5	Victoria Hoffman
6	Katie Huge
7	Hannah Wander
8	Caitlin Grubbs
9	Shea Golden

YR	HT	P
11	5' 4"	OH
12	5' 5"	DS
9	5' 8"	S
12	5' 10"	RS
11	5' 8"	S
12	5' 5"	S
10	5' 4"	L
10	5' 5"	DS
12	5' 11"	OH

#	NAME
10	Avery Korfes
11	Courtney Zwikker
12	Bailey Rose
13	Kyra Crider
14	Kaya Merkler
15	Samantha Breschi
16	Grace Dodge
17	Julia Charney
18	Lindsey Stillson

YR	HT	P
11	5' 5"	DS
9	6' 3"	MH
11	5' 11"	MH
12	5' 10"	RS
9	6' 3"	MH
9	5' 3"	DS
10	5' 8"	OH
9	5' 9"	OH
9	5' 4"	DS

# COX MILL CHARGERS



#	NAME
1	Paige Baldelli
2	Emma Efird
3	Grace Guarino
4	Payton Taylor
5	Nia Bridges
6	Alison Siersma
7	Avery Wilson
8	Lauren Phillips

YR	HT	P
11	5' 6"	DS
12	5' 6"	DS
12	5' 7"	RS
11	5' 8"	RS
12	5' 4"	DS
11	5' 8"	MB
11	5' 10"	OPP
11	5' 10"	OH

#	NAME
9	Tyler Fitzpatrick
10	Melanie Jones
11	Courtney Weber
12	Taylor Rowland
13	Cristen Ledet
14	Carin Bridges
15	Lindsay Koenig

YR	HT	P
12	5' 9"	OPP
12	5' 4"	DS
11	6' 0"	S
11	6' 3"	OH
10	5' 9"	MH
10	5' 1"	DS
11	5' 6"	DS

\*Roster information provided by schools



# Host City Partners



**Supporting the North Carolina High School Athletic Association  
in hosting the following championship events:**

**Volleyball  
Cheerleading  
Football  
Tennis  
Swimming**

**Lacrosse  
Softball  
Baseball  
Basketball  
Diving**







# 2016 4A Volleyball Championship Bracket



FIRST ROUND		SECOND ROUND		THIRD ROUND		FOURTH ROUND		FOURTH ROUND		THIRD ROUND		SECOND ROUND		FIRST ROUND	
E1	D.H. Conley	D.H. Conley	D.H. Conley									Watauga			
ME16	South View	D.H. Conley	D.H. Conley									North Davidson			
ME8	Apex	Apex										Southwest Guilford			
E9	Leesville Road											Hopewell			
E5	New Bern	New Bern										David W. Butler			
ME12	Fuquay-Varina	New Bern	New Bern									Page			
ME4	Southern Alamance	Southern Alamance										Grimsley			
E13	Ashley											Porter Ridge			
E3	Broughton	Broughton										Providence			
ME14	Hoke County											Glenn			
ME6	Panther Creek	Panther Creek										Davie			
E11	Rolesville											Myers Park			
E7	J.H. Rose	J.H. Rose										Mallard Creek			
ME10	Jack Britt											Scotland			
ME2	Cardinal Gibbons	Cardinal Gibbons	Cardinal Gibbons									Richmond			
E15	Millbrook											Olympic			
REGIONAL FINAL															
D.H. Conley															
Green Hope															



REGIONAL FINAL  
D.H. Conley

Green Hope  
Watauga

CHAMPIONSHIP  
Ronald Reagan

STATE CHAMPIONS



ME1	Green Hope	Green Hope	Green Hope	Ronald Reagan	Ronald Reagan	South Caldwell	Ronald Reagan	South Caldwell	W6
E16	South Central					Charlotte Catholic	Charlotte Catholic	Pinercrest	W8
E8	Wakefield	Wakefield				Mount Tabor	Mount Tabor	East Mecklenburg	W2
ME9	East Chapel Hill					T.C. Robertson	T.C. Robertson	West Forsyth	W4
ME5	Overhills	Sanderson	Hoggard	Person	Ronald Reagan	Northwest Guilford	Northwest Guilford	South Mecklenburg	W14
E12	Sanderson					Alexander Central	Alexander Central	East Forsyth	W6
E4	Hoggard					Ardney Kell	Ardney Kell	Southeast Guilford	W10
ME13	Holly Springs					Hough	Hough	R.J. Reynolds	W2
ME3	Cape Fear	Cape Fear							
E14	E.A. Laney								
E6	West Johnston	Harnett Central	Harnett Central						
ME11	Harnett Central								
ME7	Person	Person	Person						
E10	New Hanover								
E2	Clayton	Middle Creek	Person						
ME15	Middle Creek								





# 4A Championship Team Information



## GREEN HOPE FALCONS



## REAGAN RAIDERS

**Location:** Cary, N.C.  
**Conference:** SWAC-4A  
**Colors:** Dark Green & Burgundy  
**Principal:** Karen Summers  
**Athletic Director:** Colin Fegeley  
**Head Coach:** Karl Redelfs  
**Assistant Coaches:** Amy Wagner, Lorraine Hudak, Amber Inman  
**Player(s) to Watch:** Sydney Dowler  
**Team Record:** 27-1 (15-1)

**Location:** Phafftown, N.C.  
**Conference:** Central Piedmont 4A  
**Colors:** Black, Teal & Platinum  
**Principal:** Brad Royal  
**Athletic Director:** Alexis McCoy  
**Head Coach:** Doug Balser  
**Assistant Coaches:** Emily Allen, Jamie Stancliff  
**Players to Watch:** Nya Steele, Bailey Hatchett, & Hunter Beem  
**Team Record:** 30-2 (11-1)

Date	Opponent	Result
8/15	Jordan	3 - 0 (W)
8/17	Knightdale	3 - 0 (W)
8/18	@ Sanderson	3 - 1 (W)
8/22	@ Jordan	3 - 0 (W)
8/23	@ Apex Friendship*	3 - 0 (W)
8/25	@ Fuquay - Varina*	3 - 0 (W)
8/30	Enloe	3 - 0 (W)
9/1	@ Panther Creek*	3 - 2 (W)
9/6	Apex*	3 - 1 (W)
9/8	@ Cary*	3 - 0 (W)
9/12	@ Wake Forest	3 - 0 (W)
9/13	Middle Creek*	3 - 1 (W)
9/15	Athens Drive*	3 - 0 (W)
9/20	@ Holly Springs*	3 - 2 (W)
9/22	Apex Friendship*	3 - 0 (W)
9/27	Fuquay - Varina*	3 - 0 (W)
10/4	Panther Creek*	2 - 3 (L)
10/6	@ Apex*	3 - 0 (W)
10/11	Cary*	3 - 0 (W)
10/12	@ Middle Creek*	3 - 1 (W)
10/14	@ Chapel Hill	3 - 1 (W)
10/17	Holly Springs*	3 - 0 (W)
10/18	@ Athens Drive*	3 - 0 (W)
10/26	South Central#	3 - 0 (W)
10/27	Wakefield#	3 - 1 (W)
10/29	Hoggard#	3 - 1 (W)
11/1	Person#	3 - 1 (W)
11/3	D.H. Conley#	3 - 2 (W)
11/5	Ronald Reagan#	

Date	Opponent	Result
8/15	East Forsyth	3 - 0 (W)
8/18	Forbush	3 - 0 (W)
8/22	@ Glenn	3 - 0 (W)
8/23	Page	3 - 0 (W)
8/30	@ Davie*	3 - 0 (W)
9/1	@ North Davidson*	3 - 0 (W)
9/6	Parkland*	3 - 0 (W)
9/8	West Forsyth*	3 - 0 (W)
9/10	@ North Surry	3 - 0 (W)
9/10	Watauga	3 - 2 (W)
9/12	@ Jesse Carson	3 - 1 (W)
9/15	Mount Tabor*	1 - 3 (L)
9/17	@ Ardrey Kell	3 - 2 (W)
9/17	Northwest Guilford	1 - 3 (L)
9/19	North Surry	3 - 1 (W)
9/20	@ R.J. Reynolds*	3 - 1 (W)
9/22	Davie*	3 - 0 (W)
9/26	@ Page	3 - 0 (W)
9/27	North Davidson*	3 - 0 (W)
9/29	@ Parkland*	3 - 0 (W)
10/4	@ West Forsyth*	3 - 0 (W)
10/5	@ Northwest Guilford	3 - 0 (W)
10/11	@ Mount Tabor*	3 - 0 (W)
10/13	R.J. Reynolds*	3 - 0 (W)
10/17	Parkland**	3 - 0 (W)
10/18	Davie**	3 - 1 (W)
10/19	Mount Tabor**	3 - 1 (W)
10/26	South Caldwell#	3 - 0 (W)
10/27	Charlotte Catholic#	3 - 1 (W)
10/29	T.C. Roberson#	3 - 1 (W)
11/1	Northwest Guilford#	3 - 1 (W)
11/3	Watauga#	3 - 0 (W)
11/5	Green Hope#	

Consistent and aggressive serving as well as ability to utilize the pin hitters has powered the Green Hope Falcons to the school's first ever appearance in the Volleyball State Championship match. Head Coach Karl Redelfs described his team saying, "Not only have we worked hard to improve our skills, but we have learned to be a scrappy and tenacious team."

That tenacity was no more evident than in a conference championship playoff game with rival Panther Creek when the Falcons swept the match 3-0 to claim the conference's top seed after splitting with the Catamounts during the regular season. They also clawed their way past a tough D.H. Conley team in the regional finals, as the Falcons battled to a fifth set victory, holding off the Vikings 15-12 to advance to the State Finals.

Team unity has been a key component to a very successful season for the Reagan Raiders. After losing seven players to graduation off of last year's regional finals squad and replacing the entire coaching staff, the team rallied around each other and have blossomed into a regional champion.

After an adjustment period at the beginning of the year, the team got off to an 11-0 start before injuries and set them back briefly. The team lost two games in a single week, but since then have refocused and pushed their way through to a conference championship and a place in the State Finals for the first time in school history.

Perhaps no moment in the year better describes the season than when the Raiders found themselves down 24-18 in the first set to Page. That's when Jenna Robbins rotated back to serve and reeled off three straight points before being removed with a concussion. The team rallied and served out the set winning 26-24.





# GREEN HOPE FALCONS



#	Name	Yr.	Ht.	Pos.	#	Name	Yr.	Ht.	Pos.
3	Chloe Ruffieux	12	5' 7"	DS	11	Kayla Dowler	10	5' 11"	OH
4	Rachel Bevan	12	5' 6"	S	12	Amy Zhang	11	5' 10"	OH
5	Sydney Dowler	9	5' 10"	S	13	Erin Boone	11	6' 0"	S
6	Mary Wasilak	10	5' 9"	MB	14	Julia Parks	11	5' 8"	DS
7	Kara Adams	11	5' 7"	DS	15	Maureen Whittelsey	12	5' 11"	MB
8	Jordan Woodard	11	5' 10"	MB	16	Alexis Engelbrecht	9	6' 0"	OH
9	Luisa Lyons	11	5' 8"	OH	20	Erin McIndoe	10	5' 4"	L
10	Emma Wilcock	11	5' 8"	S	25	Bailey Henkel	11	5' 4"	L



# REAGAN RAIDERS



#	NAME	YR	HT	P	#	NAME	YR	HT	P
1	Grace Delong	10	5' 9"	S	9	Taylor Hartis	11	5' 9"	OH
2	Ruth Jeffers	11	5' 5"	DS	10	Claire Shriver	12	5' 5"	DS
3	Madeline Winning	10	5' 10"	MH	11	Hunter Beem	11	5' 9"	RS
4	Ashton Pryce	11	5' 9"	L	12	Bailey Hatchett	11	6' 2"	OH
6	Taryn Pryce	9	5' 4"	DS	15	Adison Needham	12	6' 0"	MH
7	Katie McMahon	12	5' 11"	MH	17	Whitney Ward	10	5' 7"	DS
8	Nya Steele	11	5' 6"	S	21	Jenna Robbins	10	5' 8"	OH

\*Roster information provided by schools





**WATCH *LIVE* HIGH SCHOOL  
GAMES AND CHAMPIONSHIPS  
EXCLUSIVELY ON CHANNEL 323**



**THE TELEVISION HOME OF HIGH SCHOOL SPORTS**

VISIT **TWCSPORTSCHANNEL.COM** FOR GAME SCHEDULES



TWCSPORTSCHANNELNCSC



TWCSPORTSNCSC



PROUD PARTNER





# VOLLEYBALL STATE CHAMPIONSHIP RESULTS

## OPEN CLASSIFICATION

	CHAMPION	RUNNER-UP	SCORES
1976	Dudley	T. C. Roberson	15-10, 15-11, 16-14
1977	Grimsley	Forbush	15-5, 15-9
1978	Sanderson	Lee County	5-15, 15-10, 15-6
1979	T. C. Roberson	Dudley	15-4, 15-12
1980	Sanderson	Lumberton	15-8, 15-13
1981	Ledford	T. C. Roberson	15-7, 15-6
1982	Enka	Parkland	15-6, 15-11
1983	Jordan	Enka	15-6, 15-11
1984	Jordan	West Henderson	15-13, 15-11

## PLAY WENT TO TWO CLASSIFICATIONS IN 1985

YEAR	CHAMPION	1A/2A RUNNER-UP	SCORES	YEAR	CHAMPION	3A/4A RUNNER-UP	SCORES
1985	Ledford	Swansboro	15-6, 12-15, 15-12, 8-15, 15-9	1985	Jordan	Tuscola	15-10, 15-1, 15-6

## PLAY WENT TO FOUR CLASSIFICATIONS IN 1986

1A Championships				MVP	
YEAR	CHAMPION	RUNNER-UP	SCORES		
1986	Swansboro	Edneyville	2-15, 15-2, 15-11, 15-6	Nicole Wagner, Swansboro	
1987	Edneyville	Southwest Onslow	15-6, 15-8, 15-4	Amy Freeman, Edneyville	
1988	Edneyville	Swansboro	15-9, 5-15, 15-1, 15-9	Tammy Lyda, Edneyville	
				Lynn Riggs, Swansboro	
1989	Dixon	Murphy	15-6, 15-7, 16-14	Bobbi Pate, Dixon	
1990	Swansboro	Hendersonville	15-9, 13-15, 13-15, 15-8, 15-7	Peace Shepard, Swansboro	
1991	Hendersonville	Southwest Onslow	9-15, 15-10, 15-10, 15-8	Mary Goeble, Hendersonville	
1992	Hendersonville	Swansboro	15-10, 15-8, 1-15, 10-15, 15-9	Mary Goeble, Hendersonville	
1993	Swansboro	Elkin	15-6, 15-6, 16-14	Natalie Moore, Swansboro	
1994	Swansboro	Elkin	15-3, 8-15, 15-6, 15-11	Natalie Moore, Swansboro	
1995	Swansboro	Elkin	6-15, 9-15, 15-6, 15-5, 15-13	Stephanie Matthews, Swansboro	
1996	Elkin	Swansboro	15-1, 15-3, 15-8	Cheryl Foster, Elkin	
1997	Hendersonville	Louisburg	15-6, 16-14, 2-15, 11-15, 15-1	Molly Pyles, Hendersonville	
1998	Hendersonville	Bunn	15-13, 15-11, 15-8	Molly Pyles, Hendersonville	
1999	Hendersonville	Perquimans	15-1, 15-10, 15-6	Molly Pyles, Hendersonville	
2000	Hendersonville	Perquimans	15-5, 15-6, 15-7	Molly Pyles, Hendersonville	
2001	Durham Sch. of Arts	Hendersonville	13-15, 15-10, 15-12, 2-15, 15-11	Katrelle Armwood, DSA	
2002	Rosman	Midway	15-5, 15-6, 15-8	Heather Koontz, Rosman	
2003	Starmount	Topsail	25-14, 25-20, 21-25, 25-14	Kerry Wooten, Starmount	
2004	Starmount	Farmville Central	25-22, 25-20, 27-25	Yancey Moose, Starmount	
2005	Hendersonville	Heide Trask	25-12, 25-16, 25-21	Bailey Hunter, Hendersonville	
2006	Hendersonville	Pender	23-25, 26-24, 25-23, 25-20	Bailey Hunter, Hendersonville	
2007	Hendersonville	Louisburg	25-21, 25-17, 25-16	Bailey Hunter, Hendersonville	
2008	Swain County	Pender	25-14, 25-19, 25-17	Cayla Crawley, Swain	
2009	Pender	Rosman	25-18, 17-25, 25-22, 25-20	Jenna Baranowski, Pender	
2010	Pender	Rosman	25-17, 25-21, 26-24	Haley Lanier, Pender	
2011	North Stokes	NC Science & Math	25-21, 20-25, 25-19, 25-23	Kierston Garner, North Stokes	
2012	Hendersonville	Raleigh Charter	25-20, 25-22, 25-20	Hailey Cook, Hendersonville	
2013	Starmount	Raleigh Charter	25-10, 25-14, 25-15	Erin Barr, Starmount	
2014	Princeton	East Surry	26-24, 25-22, 15-25, 14-25, 15-12	Charley Cox, Princeton	
2015	Alleghany	Princeton	25-20, 25-21, 19-25, 25-20	Jade Shepherd, Alleghany	





# VOLLEYBALL STATE CHAMPIONSHIP RESULTS

## 2A Championships

YEAR	CHAMPION	RUNNER-UP	SCORES	MVP
1986	Mount Airy	Louisburg	15-10, 15-6, 15-9	Natalie Nester, Mount Airy
1987	Mount Airy	Pender	15-11, 15-9, 15-13	LouAnn Thomas, Mount Airy
1988	Louisburg	Mount Airy	16-14, 11-15, 15-11, 8-15, 16-14	Genie Riggan, Louisburg
1989	Louisburg	Mount Airy	9-15, 15-9, 13-15, 15-13, 15-5	Crystal Cofield, Louisburg
1990	Mount Airy	Louisburg	10-15, 15-12, 15-6, 15-5	Sara Knott, Mount Airy
1991	Southwestern Randolph	Charlotte Catholic	4-15, 15-3, 14-16, 15-11, 15-4	Holly Hill, SW Randolph
1992	Southwestern Randolph	Louisburg	15-9, 15-3, 15-13	Holly Hill, SW Randolph
1993	Mooreville	Louisburg	14-16, 15-7, 15-9, 15-2	Tish McLaughlin, Mooreville
1994	Mooreville	Southern Guilford	15-7, 15-4, 15-0	Star Dyk, Mooreville
1995	Southwest Guilford	Forbush	15-9, 16-14, 15-11	Lori Schott, Southwest Guilford
1996	Forbush	Southwest Guilford	15-5, 15-9, 15-7	Laura Greene, Forbush
1997	Forbush	Southern Guilford	15-3, 15-6, 15-8	Karen Shore, Forbush
1998	Forbush	Southern Guilford	15-7, 15-13, 15-11	Laura Greene, Forbush
1999	Charlotte Catholic	Swansboro	15-11, 15-7, 18-16	Erin Street, Charlotte Catholic
2000	Charlotte Catholic	Southern Guilford	15-2, 15-12, 15-4	Brittany Zahn, Charlotte Catholic
2001	Charlotte Catholic	Southern Vance	15-13, 15-5, 15-10	Erin Street, Charlotte Catholic
2002	Southern Vance	West Iredell	7-15, 15-5, 15-13, 16-14	Arlene Mitchell, Southern Vance
2003	West Henderson	Pender	25-14, 25-16, 25-19	Brooke Stanley, West Henderson
2004	West Henderson	Cedar Ridge	25-16, 25-11, 25-12	Jessie Sims, West Henderson
2005	Cardinal Gibbons	West Henderson	25-17, 25-22, 25-23	Christina Falcone, Card. Gibbons
2006	Cardinal Gibbons	West Henderson	23-25, 25-16, 25-16, 25-21	Katie Kabbes, Cardinal Gibbons
2007	Cardinal Gibbons	Starmount	25-16, 25-13, 25-20	Katie Kabbes, Cardinal Gibbons
2008	West Henderson	Cardinal Gibbons	16-25, 28-26, 25-21, 19-25, 15-10	Erica Cantrell, West Henderson
2009	North Surry	Cedar Ridge	25-13, 25-21, 25-17	Courtney Campbell, North Surry
2010	Starmount	Northeastern	20-25, 25-21, 26-24, 25-23	Ashton Gregory, Starmount
2011	Newton-Conover	Northeastern	25-14, 25-21, 25-19	Isabella Zaliagiris, Newton-Conover
2012	North Surry	South Granville	25-19, 26-24, 19-25, 16-25, 19-17	Malaya Johnson, North Stokes
2013	Hendersonville	Wheatmore	25-20, 26-24, 22-25, 25-21	Cassie Born, Hendersonville
2014	Hendersonville	South Granville	25-14, 28-26, 25-12	Cassie Born, Hendersonville
2015	South Granville	Wheatmore	20-25, 25-21, 25-19, 21-25, 15-12	Megan Fuhr, South Granville

## 3A Championships

YEAR	CHAMPION	RUNNER-UP	SCORES	MVP
1986	D. H. Conley	Enka	16-14, 15-11, 16-14	Trellaney Boyd, D. H. Conley
1987	Trinity	Enka	15-0, 15-11, 15-5	Gail White, Trinity
1988	West Carteret	North Surry	15-11, 10-15, 15-3, 15-8	Shannon McKay, West Carteret
1989	West Henderson	D. H. Conley	15-9, 15-11, 15-11	Josie Youngblood, West Henderson
1990	West Henderson	D. H. Conley	15-2, 15-12, 16-18, 15-11	Josie Youngblood, West Henderson
1991	Smoky Mountain	D. H. Conley	15-10, 15-9, 15-11	Pam Sumner, Smoky Mountain
1992	Smoky Mountain	D. H. Conley	15-6, 5-15, 15-13, 15-13	Pam Sumner, Smoky Mountain
1993	Smoky Mountain	Asheboro	15-7, 15-9, 15-9	Brandi Young, Smoky Mountain
1994	Asheboro	Smoky Mountain	15-7, 6-15, 12-15, 15-4, 15-9	Cody Cross, Asheboro
1995	Fred T. Foard	Asheboro	15-13, 15-2, 11-15, 15-6	Linette Ramseur, Fred T. Foard
1996	Fred T. Foard	Beddingfield	15-2, 15-9, 15-2	Linette Ramseur, Fred T. Foard
1997	Fred T. Foard	Southwest Guilford	15-10, 11-15, 15-7, 15-6	Crissy Harrison, Fred T. Foard
1998	Kings Mountain	East Chapel Hill	18-16, 15-9, 13-15, 15-8	Kristie Brinkley, Kings Mountain
1999	East Henderson	East Chapel Hill	15-5, 15-12, 9-15, 15-13	Juliet Pack, East Henderson
2000	East Henderson	East Chapel Hill	15-10, 15-11, 14-16, 15-4	Juliet Pack, East Henderson
2001	Kings Mountain	East Chapel Hill	15-3, 15-13, 15-4	Carrie Brinkley, Kings Mountain
2002	Fred T. Foard	East Chapel Hill	15-5, 16-14, 15-6	Audra Harrison, Fred T. Foard
2003	Fred T. Foard	Manteo	25-17, 25-11, 25-21	Audra Harrison, Fred T. Foard
2004	Mooreville	Orange	25-22, 25-16, 25-15	Noell Dyk, Mooreville
2005	Fred T. Foard	D.H. Conley	25-21, 25-16, 25-16	Mai Zoua Lo, Fred T. Foard
2006	Southwest Guilford	J.F. Webb	25-22, 25-19, 25-20	Sarah Schermerhorn, SW Guilford
2007	D.H. Conley	West Iredell	20-25, 25-15, 21-25, 25-22, 15-7	Stephanie Lombardo, D.H. Conley
2008	North Iredell	D.H. Conley	25-18, 25-22, 25-17	Molly Rhyne, North Iredell
2009	Cardinal Gibbons	West Henderson	25-14, 25-12, 25-18	Madison Bugg, Cardinal Gibbons
2010	Cardinal Gibbons	North Iredell	25-22, 21-25, 25-21, 25-8	Madison Bugg, Cardinal Gibbons
2011	Cardinal Gibbons	North Iredell	25-19, 25-20, 25-21	Madison Bugg, Cardinal Gibbons
2012	Cardinal Gibbons	Jesse Carson	26-24, 25-18, 25-20	Haleigh Nelson, Cardinal Gibbons
2013	Cardinal Gibbons	Jesse Carson	25-19, 25-13, 26-24	Cheyenne Wood, Cardinal Gibbons
2014	Princeton	East Surry	26-24, 25-22, 15-25, 14-25, 15-12	Charley Cox, Princeton
2015	South Iredell	Asheboro	25-14, 25-11, 25-9	Julia Scoles, South Iredell



## 4A Championships

YEAR	CHAMPION	RUNNER-UP	SCORES	MVP
1986	Jordan	Tuscola	15-4, 15-2, 15-10	Tammy Craig, Jordan
1987	Tuscola	Pinecrest	15-10, 15-10, 15-5	Sabrina Caldwell, Tuscola
1988	Pinecrest	Tuscola	15-9, 15-13, 16-14	Ashley Austin, Pinecrest
1989	Jordan	Tuscola	15-7, 16-14, 15-7	Amy Chilausky, Jordan
1990	Jordan	Tuscola	15-3, 15-7, 15-9	Susan Raney, Jordan
1991	Millbrook	Tuscola	15-10, 15-13, 16-14	Liz Gremillion, Millbrook
1992	Pinecrest	Tuscola	18-16, 15-0, 15-4	Charlette Hargrove, Pinecrest
1993	Millbrook	Crest	15-4, 15-9, 15-6	Jamie Parsons, Millbrook
1994	Chapel Hill	R. J. Reynolds	15-7, 15-8, 15-3	Emily Zadigian, Chapel Hill
1995	Millbrook	Watauga	15-9, 5-15, 15-6, 5-15, 15-7	Monique Stokes, Millbrook
1996	Providence	Laney	15-12, 15-12, 15-9	Taylor Betharos, Providence
1997	West Charlotte	Hoggard	11-15, 15-7, 15-4, 15-7	Carla Castaner, West Charlotte
1998	Riverside	Watauga	15-12, 15-6, 15-9	Katy deRoeck, Riverside
1999	Freedom	Riverside	15-6, 15-5, 13-15, 15-5	Ginny Erwin, Freedom
2000	West Charlotte	Chapel Hill	15-13, 14-16, 15-11, 17-15	Ashley Fails, West Charlotte
2001	Riverside	Hoggard	15-9, 15-5, 15-8	Brooke Picard, Riverside
2002	Providence	Hoggard	8-15, 15-5, 15-16, 16-14	Cami Small, Providence
2003	Chapel Hill	Hoggard	25-15, 25-19, 21-25, 19-25, 15-13	Michelle Bruin, Chapel Hill
2004	Providence	Rose	25-18, 25-10, 25-21	Laurel Stewart, Providence
2005	Providence	Person	25-20, 25-18, 25-11	Meredith Moorehead, Providence
2006	Person	Providence	23-25, 26-24, 25-23, 25-20	Amanda Clark, Person
2007	Person	Myers Park	25-17, 22-25, 25-19, 25-17	Meagan Tatum, Person
2008	Rose	Mount Tabor	25-12, 25-22, 25-19	Pammy Craigle, Rose
2009	Rose	Ardrey Kell	25-16, 20-25, 25-23, 25-19	Emiliy Neideffer, Rose
2010	Apex	Providence	25-8, 25-11, 25-19	Kris Harris, Apex
2011	Providence	Hoggard	25-20, 25-18, 25-12	Megan Edwards, Providence
2012	Ardrey Kell	Leesville Road	29-27, 25-22, 25-17	Rachel Eppley, Ardrey Kell
2013	Wakefield	W.A. Hough	25-22, 25-19, 20-25, 25-22	Darian Mack, Wakefield
2014	Rose	Providence	25-14, 18-25, 25-17, 25-16	Maggie Hallow, Rose
2015	Cardinal Gibbons	Northwest Guilford	25-18, 25-15, 25-17	Mia Fradenburg, Cardinal Gibbons



## Championship Venue Information

### NC STATE - REYNOLDS COLISEUM

The William Neal Reynolds Coliseum, home of NC State women's basketball, women's gymnastics, women's volleyball and wrestling, is one of the most tradition filled and exciting places in America to watch collegiate athletics. March 2015 saw the beginning of construction on the \$35 million Reynolds Coliseum renovation and the Walk of Fame and History project.

When the renovations are completed in August of 2016, the "new" Reynolds will seat 5,500 and continue the wonderful home court advantage that has been enjoyed by the Wolfpack dating back to the first game on Dec. 2, 1949, when the men's basketball team defeated Washington & Lee by the score of 67-47.

- Courtesy GoPack.com





**Wilson®**

**EVERY  
BALL WE'VE  
GOT FOR  
EVERYTHING  
YOU GIVE.**

**THE OFFICIAL BALL OF  
NCHSAA SPORTS.**







# VOLLEYBALL STATE CHAMPIONSHIP APPEARANCES



## RECORDS SINCE 1975

School	App.	W	L	Pct.	Last App.	School	App.	W	L	Pct.	Last App.
Alleghany	1	1	0	1.000	2015	North Stokes	1	1	0	1.000	2011
Apex	1	1	0	1.000	2010	North Surry	3	2	1	0.667	2012
Asheboro	4	1	3	0.250	2015	Northwest Guilford	1	0	1	0.000	2015
Beddingfield	1	0	1	0.000	1996	Orange	1	0	1	0.000	2004
Bunn	1	0	1	0.000	1998	Parkland	1	0	1	0.000	1982
Cardinal Gibbons	11	10	1	0.875	2015	Pender	6	2	4	0.333	2010
Carson, Jesse	2	0	2	0.000	2013	Perquimans	2	1	1	0.500	2006
Cedar Ridge	2	0	2	0.000	2009	Person	3	2	1	0.333	2007
Chapel Hill	3	2	1	0.667	2003	Pinecrest	2	1	1	0.500	1988
Charlotte Catholic	4	3	1	0.750	2001	Princeton	2	1	1	0.500	2015
Conley, D. H.	8	2	6	0.250	2008	Providence	8	5	3	0.625	2014
Crest	1	0	1	0.000	1993	Raleigh Charter	2	0	2	0.000	2013
Dixon	1	1	0	1.000	1990	Reynolds, R. J.	1	1	0	1.000	1994
Dudley	2	1	1	0.500	1979	Riverside	3	2	1	0.500	2001
Durham School of the Arts	1	1	0	1.000	2001	Roberson, T.C.	3	1	2	0.333	1981
East Chapel Hill	5	0	5	0.000	2002	Rose	4	3	1	0.750	2014
East Henderson	2	2	0	1.000	2000	Rosman	3	1	2	0.333	2010
East Surry	1	0	1	0.000	2014	Sanderson	2	2	0	1.000	1980
Edneyville	3	2	1	0.667	1988	Smoky Mountain	3	2	1	0.667	1994
Elkin	4	1	3	0.250	1996	South Granville	3	1	2	0.333	2015
Enka	4	1	3	0.250	1987	South Iredell	1	1	0	1.000	2015
Farmville Central	1	0	1	0.000	2004	Southern Guilford	4	0	4	0.000	2000
Foard, Fred T.	6	6	0	1.000	2005	Southern Vance	2	1	1	0.500	2002
Forbush	5	3	2	0.600	1998	Southwest Guilford	4	2	2	0.500	2006
Freedom	1	1	0	1.000	2000	Southwest Onslow	2	0	2	0.000	1991
Grimsley	1	1	0	1.000	1977	Southwestern Randolph	2	2	0	1.000	1992
Hendersonville	14	12	2	0.857	2014	Starmount	5	4	1	0.800	2013
Hoggard	5	0	5	0.000	2011	Swain County	1	1	0	1.000	2008
Hough, W.A.	1	0	1	0.000	2013	Swansboro	9	5	4	0.556	1999
Jordan, C.E.	6	6	0	1.000	1990	Topsail	1	0	1	0.000	2003
Kell, Ardrey	2	1	1	0.500	2012	Trask, Heide	1	0	1	0.000	2005
Kings Mountain	2	2	0	1.000	2001	Trinity	1	1	0	1.000	1987
Laney	1	0	1	0.000	1996	Tuscola	8	1	7	0.125	1992
Ledford	2	2	0	1.000	1985	Wakefield	1	1	0	1.000	2013
Lee County	1	0	1	0.000	1978	Watauga	2	0	2	0.000	1998
Leesville Road	1	0	1	0.000	2012	Webb, JF	1	1	0	1.000	1988
Louisburg	8	2	6	0.250	2007	West Carteret	2	2	0	1.000	2000
Lumberton	1	0	1	0.000	1980	West Charlotte	2	2	0	1.000	2000
Manteo	1	0	1	0.000	2003	West Henderson	10	5	5	0.500	2014
Midway	1	0	1	0.000	2002	West Iredell	2	0	2	0.000	2007
Millbrook	3	3	0	1.000	1995	Wheatmore	2	0	2	0.000	2015
Mooresville	3	3	0	1.000	2004						
Mount Airy	5	3	2	0.600	1990						
Mount Tabor	1	0	1	0.000	2008						
Murphy	1	0	1	0.000	1990						
Myers Park	1	0	1	0.000	2007						
Newton-Conover	1	1	0	1.000	2011						
N.C. School Science & Math	1	0	1	0.000	2011						
Northeastern	2	0	2	0.000	2011						
North Iredell	3	1	2	0.333	2011						



## RECORDS SINCE 1975

CLASS	SCHOOL	APP	W	L	PCT	LAST APP	CLASS	SCHOOL	APP	W	L	PCT	LAST APP
0,1-2A,1A	Acme-Delco	10	3	10	.231	1991	3A	Central Davidson	16	12	16	.429	2015
1A	Albemarle	16	15	15	.500	2014	1A	Challenger	1	0	1	.000	2009
0,4A	Alexander Central	15	8	15	.348	2014	0,3-4A,4A,3A	Chapel Hill	29	56	27	.675	2015
0,1A	Alleghany	26	37	25	.597	2015	2A,3A,4A	Charlotte Catholic	28	58	25	.699	2015
1A	Andrews	12	7	12	.368	2015	0,3-4A,3A,2A	Chase	8	2	8	.200	2012
0,3-4A,3A	Andrews, T.W.	7	9	6	.600	2010	1A	Chatham Central	15	8	15	.348	2015
4A,3A	Anson	12	4	12	.250	2015	1A	Cherokee	10	0	10	.000	2012
4A	Apex	23	35	32	.522	2015	1A	Cherryville	10	3	10	.231	2015
4A	Ardrey Kell	9	19	8	.704	2015	1-2A,1A	Chocowinity	7	3	7	.300	1996
4A	Ashbrook	4	1	4	.200	2008	1-2A,2A,3A,4A	Clayton	12	6	12	.333	2014
0,1-2A,1A,2A	Ashe Central	12	4	12	.250	2009	3A	Cleveland	5	4	5	.444	2015
0,3A	Asheboro	20	26	19	.578	2015	2A	Clinton	10	3	10	.231	2015
4A,3A	Asheville	3	1	3	.250	2012	1A	Columbia	13	1	13	.071	2014
4A	Ashley	10	6	10	.375	2015	1A	C.S. of Davidson	4	10	4	.714	2015
4A	Athens Drive	17	13	17	.433	2015	3A	Concord	10	4	10	.286	2013
0,1A	Aurora	9	6	9	.400	1997	0,3-4A,3A,4A,3A	Conley, D. H.	34	86	31	.735	2015
0,2A,1A	Avery County	22	12	22	.353	2015	2A,3A	Corinth-Holders	5	4	5	.444	2015
2A,3A	Aycock, C.B.	17	14	17	.452	2015	2A,3A	Cox Mill	6	6	6	.500	2015
0,1-2A,2A	Ayden-Grifton	16	4	16	.200	2015	4A,3A	Crest	23	19	23	.452	2015
2A	Bandys	19	11	19	.367	2014	1A	Creswell	8	2	8	.200	2012
3A, 2A	Bartlett Yancey	12	8	12	.400	2015	2A	Croatan	10	10	10	.500	2015
1A	Bear Grass	9	1	9	.100	2015	0,1-2A,1A	Cullowhee	4	3	4	.429	1986
4A,3A,2A	Beddingfield	18	17	18	.486	2013	0,3A	Cummings	3	0	3	.000	2014
4A	Berry Academy	7	0	7	.000	2015	1A,2A,3A	Currituck	22	17	22	.436	2015
3A	Bertie	6	0	6	.000	2008	2A	Cuthbertson	3	1	3	.250	2015
2A,1A	Bessemer City	8	0	8	.000	2015	0,4A	Davie County	21	7	21	.250	2015
O	Bethany	1	0	1	.000	1976	1-2A,1A	Denton	2	0	2	.000	1986
1A	Bishop McGuinness	9	11	9	.550	2015	1A,2A	Dixon	25	33	25	.569	2015
1A	Bladenboro	7	1	7	.125	2000	2A	Draughn, Jimmy C.	7	5	7	.417	2015
1A	Blue Ridge	14	2	14	.125	2015	0,3-4A,4A	Dudley	14	18	14	.563	2013
O	Bowman	2	1	2	.333	1977	0,3-4A	Durham	2	2	2	.500	1985
0,3A,2A	Brevard	15	19	15	.559	2015	1A,2A	Durham Sch. Of Arts	13	14	13	.519	2014
4A	Britt, Jack	5	4	5	.444	2013	2A,1A	East Bladen	15	11	15	.423	2015
0,4A	Broughton	22	20	22	.476	2015	4A,2A	East Burke	12	3	12	.200	2015
0,3-4A,4A	Brown, A.L.	5	6	5	.545	1986	0,2A,1A	East Carteret	18	7	18	.280	2015
2A	Bunker Hill	6	7	6	.545	2015	3A,4A	East Chapel Hill	15	28	15	.651	2014
1-2A,2A,1A,2A	Bunn	21	21	21	.500	2015	2A,1A	East Columbus	15	1	15	.063	2015
3A	Burns	4	0	4	.000	2013	1-2A,2A	East Davidson	19	9	19	.321	2015
4A	Butler	14	6	14	.300	2015	1-2A,2A	East Duplin	22	34	22	.607	2015
0,4A	Byrd, Douglas	7	4	7	.364	1994	0,3-4A,4A	East Forsyth	17	2	17	.105	2015
1A	Camden	24	43	24	.642	2015	0,3-4A,3A,4A	East Gaston	17	3	17	.150	2014
0,4A	Cape Fear	8	7	8	.467	2015	0,3A,2A	East Henderson	15	20	13	.606	2010
1A	Cape Hatteras	6	2	6	.250	2009	3A,2A	East Lincoln	13	7	13	.350	2015
2A,3A, 4A	Cardinal Gibbons	11	64	1	.985	2015	0,4A	East Mecklenburg	5	7	5	.583	2008
2A	Carrboro	8	12	8	.600	2015	1A	East Montgomery	21	3	21	.125	2013
3A	Carson, Jesse	7	16	7	.696	2015	3-4A,3A	East Rowan	17	7	17	.292	2015
0,4A	Cary	15	11	15	.423	2012	3-4A,3A,2A	East Rutherford	17	5	17	.227	2015
2A,3A	Cedar Ridge	13	35	13	.714	2015	1-2A,2A,1A	East Surry	27	37	27	.578	2015
1A	Central Academy	5	1	5	.167	2012	3-4A,3A,4A	East Wake	20	7	20	.259	2015
3-4A,3A,4A	Central Cabarrus	20	15	20	.429	2007	1A	East Wake Academy	2	0	2	.000	2015
							1A	East Wilkes	12	6	12	.333	2015





# VOLLEYBALL STATE PLAYOFF RECORDS (ALL-TIME)



## RECORDS SINCE 1975

CLASS	SCHOOL	APP	W	L	PCT	LAST APP	CLASS	SCHOOL	APP	W	L	PCT	LAST APP
0,2A,3A	Eastern Alamance	13	10	13	.435	2015	4A	Hoke County	8	1	8	.111	2011
3A	Eastern Guilford	3	3	3	.500	2006	4A	Holly Springs	7	2	7	.222	2015
0,1A	ENC Sch. f/t Deaf	3	1	3	.250	1989	2A	Holmes, J.A.	10	9	10	.474	2009
3A,2A	Eastern Randolph	17	7	17	.292	2015	4A	Hopewell	12	9	12	.429	2015
3A	Eastern Wayne	6	5	6	.455	2014	4A	Hough	6	19	6	.760	2015
2A	Edneyville	14	20	12	.625	1992	3A	Hunt	16	8	16	.333	2015
0,1-2A,1A	Elkin	15	27	14	.659	2006	4A,3A,2A	Hunter Huss	6	0	6	.000	2015
0,3-4A,3A	Enka	31	53	30	.639	2015	4A	Independence	6	0	6	.000	2014
4A	Enloe	7	6	7	.462	2013	4A	Jack Britt	8	11	8	.579	2015
3A	Erwin, Clyde	8	7	8	.467	2014	4A,3A	Jacksonville	14	7	14	.333	2015
2A	Fairmont	17	9	17	.346	2015	1A	Jamesville	14	4	14	.222	2009
1A,2A	Farmville Central	19	17	19	.472	2015	O	Jay, Allen	1	1	1	.500	1977
3-4A,4A,3A	Fike, Ralph L.	18	12	14	.462	2015	1A	Jefferson, Thomas	2	0	2	.000	2014
2A	First Flight	12	20	12	.625	2015	1A	Jones Senior	1	0	1	.000	2015
0,3A	Foard, Fred T.	29	58	26	.690	2015	0,3-4A,4A	Jordan, C.E.	28	50	22	.694	2015
0,3-4A,2A	Forbush	37	78	34	.696	2015	1A	Jordan-Matthews	5	0	5	.000	2012
2A	Forest Hills	4	0	4	.000	2009	2A,1A	Kenan, James	15	3	15	.167	2014
3A	Forestview	11	2	11	.154	2015	1A	Kestrel Heights	1	0	1	.000	2013
0,3-4A,3A,2A	Franklin	22	19	22	.463	2015	1A	KIPP Pride	3	0	3	.000	2013
1A	Franklin Academy	3	2	3	.400	2015	3-4A,3A	Kings Mountain	29	38	27	.585	2015
2A,1A	Franklinton	18	8	18	.308	2015	3A	Kinston	2	0	2	.000	2012
4A	Freedom	15	18	14	.563	2011	4A	Knightdale	5	0	5	.000	2015
2A,3A,4A	Fuquay-Varina	13	12	13	.480	2015	3A,4A	Lake Norman	10	13	10	.500	2015
0,4A	Garinger	8	7	8	.467	2005	1A,2A	Lake Norman Char.	6	13	6	.000	2015
4A	Garner	13	5	13	.278	2015	0,1-2A,1A	Lakewood	19	21	19	.525	2015
1A	Gates County	21	15	21	.417	2014	0,3-4A,4A	Laney	24	21	24	.467	2015
4A,3A	Glenn	15	2	15	.118	2015	0,1-2A,2A,3A	Ledford	36	37	34	.521	2015
4A,3A	Goldsboro	3	0	3	.000	2014	0,3-4A,4A	Lee County	17	17	16	.515	2015
0,2A,1A	Graham	12	1	12	.077	2015	4A	Leesville Road	7	13	7	.650	2015
2A,1A	Granville Central	6	2	6	.250	2015	0,1A	Lejeune	12	6	12	.333	2014
1A	Gray Stone Day	10	4	10	.286	2015	1A	Lincoln Charter	5	7	5	.583	2015
3A	Gray's Creek	11	7	11	.389	2015	3A,2A	Lincolnton	9	1	9	.100	2008
4A	Green Hope	13	20	13	.606	2015	0,1-2A,2A,1A	Louisburg	35	65	32	.670	2015
0,2A	Greene Central	4	0	4	.000	2008	0,3-4A	Lumberton	12	8	12	.400	2013
0,4A	Grimsley	18	12	18	.400	2015	2A	Madison	5	1	5	.167	2012
1A	Hallsboro	5	2	5	.286	1991	1A,2A	Maiden	19	15	19	.441	2015
0,3-4A,4A	Harding	12	10	12	.455	2010	4A	Mallard Creek	4	1	4	.200	2015
3A	Harnett Central	16	11	16	.407	2015	1A,2A,3A	Manteo	24	31	24	.564	2015
3A	Havelock	13	11	13	.458	2011	3A	Marvin Ridge	9	14	9	.609	2015
1A	Hayesville	14	8	14	.364	2015	1A	Mattamuskeet	4	1	4	.200	2012
0,1-2A,1A,2A	Hendersonville	31	93	20	.823	2015	4A	McDowell County	11	7	11	.389	2014
4A	Heritage	2	3	2	.600	2015	3A,2A	McMichael	22	18	22	.450	2015
3A	Hertford	6	0	6	.000	2015	4A	Middle Creek	2	1	2	.333	2014
3-4A	Hibriten	2	1	2	.333	1996	1-2A,1A,2A	Midway	27	18	27	.400	2015
3A	Hickory	12	14	12	.538	2015	0,3-4A,4A	Millbrook	25	45	21	.682	2014
3A	Hickory Ridge	9	7	9	.438	2015	1-2A,2A	Mitchell County	21	12	21	.364	2014
0,3A	High Point Central	10	3	10	.231	2015	0,2A,3A,4A	Mooresville	25	37	22	.627	2013
1A	Highland Tech	6	2	6	.250	2013	3A	Morehead	19	7	19	.269	2015
1A	Highlands	16	4	16	.200	2015	2A,1A	Mount Airy	16	29	13	.690	2015
0,4A	Hillside	3	4	3	.571	1991	2A	Mount Pleasant	17	10	17	.370	2015
1A	Hiwassee Dam	12	8	12	.400	2015	4A	Mount Tabor	11	20	11	.645	2015
1A	Hobbs-ton	10	1	10	.091	2012	0,2A	Mountain Heritage	13	7	13	.350	2015
0,3-4A,4A	Hoggard	33	76	33	.697	2015	1A	Murphy	22	24	22	.522	2015





# VOLLEYBALL STATE PLAYOFF RECORDS (ALL-TIME)



## RECORDS SINCE 1975

CLASS	SCHOOL	APP	W	L	PCT	LAST APP	CLASS	SCHOOL	APP	W	L	PCT	LAST APP
3-4A,4A	Myers Park	23	32	23	.593	2015	0,3-4A,3A	Parkland	10	11	10	.524	2009
1A	Nakina	3	3	3	.500	1991	2A,3A	Parkwood	7	0	7	.000	2015
1A	Nantahala	6	0	6	.000	2014	2A	Pasquotank	7	2	7	.222	2013
3A	Nash County	3	0	3	.000	2010	2A,3A	Patton	6	2	6	.250	2013
2A,1A	NC Sch of Sci & Math	13	14	13	.519	2014	0,1-2A,3A,2A,1A	Pender	31	64	29	.688	2014
4A	New Bern	9	6	9	.400	2015	1A	Perquimans	26	41	26	.612	2015
4A	New Hanover	8	3	8	.273	2015	0,4A	Person	17	28	15	.651	2015
0,2A	Newton-Conover	27	35	26	.574	2015	3A	Piedmont	5	4	5	.444	2014
0,2A	North Brunswick	8	3	8	.273	2015	0,4A	Pine Forest	11	4	11	.267	2015
3A	North Buncombe	12	9	12	.429	2015	1A	Pine Lake Preparatory	1	0	1	.000	2015
3A,4A	North Davidson	16	4	16	.200	2014	0,4A	Pinecrest	28	41	28	.594	2015
1A	North Duplin	12	8	12	.400	2015	3A,2A	Pisgah	17	20	17	.541	2015
1-2A,1A	North Edgecombe	16	2	16	.111	2014	2A,1A	Plymouth	5	3	5	.375	2015
3-4A,4A	North Forsyth	12	11	12	.478	2006	1A,2A	Polk County	18	22	18	.550	2015
0,3A	North Gaston	15	4	15	.211	2015	3A,4A	Porter Ridge	9	3	9	.250	2015
2A,3A	North Henderson	19	29	19	.604	2015	1A	Princeton	23	37	22	.627	2015
0,3-4A,3A	North Iredell	22	37	22	.627	2015	4A	Providence	27	74	22	.771	2015
1A,2A	North Johnston	17	8	17	.320	2015	2A	Providence Grove	8	9	8	.529	2015
3-4A,3A,2A	North Lenoir	17	17	17	.500	2015	4A	Purnell Swet	6	0	6	.000	2013
1A,2A,3A	North Lincoln	12	5	12	.294	2015	1A	Queen's Grant	1	0	1	.000	2015
4A	North Mecklenburg	23	20	23	.465	2015	0,3-4A,3A,4A	Ragsdale	22	14	22	.389	2015
1A	North Moore	27	15	27	.357	2015	1A	Raleigh Charter	11	23	11	.676	2015
1-2A,2A	North Pitt	21	11	21	.344	2015	2A	Randleman	12	13	12	.520	2015
3A,2A	North Rowan	8	0	8	.000	2015	3A,4A	Reagan	10	17	10	.630	2015
2A	North Stanly	9	1	9	.100	2015	1A	Red Springs	5	0	5	.000	2011
1A	North Stokes	9	16	8	.667	2015	0,3-4A,4A	Reidsville	5	3	5	.375	1986
0,3-4A,3A,2A	North Surry	26	51	25	.671	2015	1A	Research Triangle	1	0	1	.000	2015
0,2A	North Wilkes	6	3	6	.333	2015	3-4A,4A	Reynolds, A.C.	18	15	18	.455	2015
1A	Northampton	1	0	1	.000	2012	3-4A,4A	Reynolds, R. J.	12	12	12	.500	2001
1A	Northampton-West	3	0	3	.000	2011	1A,2A	Richlands	11	9	11	.450	2015
1A	Northampton-East	7	0	7	.000	2011	3-4A,4A	Richmond Senior	17	8	17	.320	2015
3A	Northeast Guilford	6	3	6	.333	2008	1A	River Mill Academy	1	0	1	.000	2015
4A,2A	Northeastern	15	28	15	.651	2015	4A	Riverside	19	36	19	.655	2015
0,4A	Northern Durham	11	5	11	.313	2009	1A	Riverside (Martin)	6	17	6	.739	2015
3A	Northern Guilford	8	6	8	.429	2015	2A	Roanoke Rapids	5	0	5	.000	2015
0,3-4A,4A,3A	Northern Nash	22	9	22	.290	2014	0,1A	Roanoke	4	0	4	.000	2006
3A,2A,3A	Northern Vance	13	4	13	.235	2010	1A	Robbinsville	15	9	15	.375	2015
1A	Northside (Pinetown)	10	3	10	.231	2015	0,3-4A,3A,4A	Roberson, T.C.	17	28	16	.636	2015
2A	Northside (Jax)	8	2	8	.200	2009	3A,4A	Robinson, Jay M.	12	2	12	.000	2015
1A	Northwest Ashe	5	3	5	.375	1997	3A	Rockingham County	16	7	16	.304	2015
3A	Northwest Cabarrus	9	1	9	.100	2014	4A,3A	Rocky Mount	18	4	18	.182	2015
3A,4A	Northwest Guilford	26	42	26	.618	2015	3-4A,4A	Rose	25	41	22	.651	2015
2A	Northwood	3	0	3	.000	2015	1A	Rosewood	19	14	19	.424	2015
1A	Ocracoke	1	0	1	.000	2015	1A	Rosman	23	49	22	.690	2015
4A,3A	Olympic	17	0	17	.000	2015	3A,2A	R-S Central	22	9	22	.290	2015
3A,2A	Orange	12	24	12	.778	2015	1A	Roxboro Comm.	6	9	6	.600	2015
3A,4A	Overhills	7	2	7	.222	2015	3A,2A	Salisbury	10	3	10	.231	2015
2A	Owen, Charles D.	13	4	13	.235	2013	0,3-4A,4A	Sanderson, Jesse O.	22	20	22	.476	2015
1A	Oxford Preparatory	1	0	1	.000	2015	0,4A,3A	Sanford, Terry	23	16	23	.410	2015
0,3-4A,4A	Page	25	15	25	.375	2015	4A	Scotland	14	15	14	.517	2015
2A,1A	Pamlico	20	15	20	.429	2015	4A	Seventy-First	8	4	8	.333	2009
4A	Panther Creek	4	2	4	.333	2015	3A,2A	Shelby	9	1	9	.100	2014





# VOLLEYBALL STATE PLAYOFF RECORDS (ALL-TIME)



## RECORDS SINCE 1975

CLASS	SCHOOL	APP	W	L	PCT	LAST APP	CLASS	SCHOOL	APP	W	L	PCT	LAST APP
0,3A	Smith, Ben L.	3	1	3	.250	1999	4A,3A	Triton	18	36	18	.667	2015
0,4A	Smith, E.E.	16	1	16	.059	2013	3-4A,4A,3A	Tuscola	19	42	17	.712	2013
3-4A,4A	Smithfield-Selma	6	2	6	.250	2010	0,1A	Union	16	6	16	.273	2014
3A,2A	Smoky Mountain	16	26	13	.667	2015	1A	Union Academy	5	2	5	.286	2012
0,2A,3A	South Brunswick	17	16	17	.485	2015	2A,3A	Union Pines	16	10	16	.385	2015
4A	South Caldwell	8	2	8	.200	2015	1A	Uwharrie Charter	1	0	1	.000	2015
3A,4A	South Central	12	23	12	.333	2015	0	Vaiden-Whitley	1	0	2	.000	1975
2A	South Columbus	15	9	15	.375	2015	4A	Vance, Zebulon	7	2	7	.222	2002
1A	South Creek	6	0	6	.000	2015	1A	Voyager Academy	3	7	3	.700	2015
1A	South Davidson	6	1	6	.143	2015	3A	Waddell	1	0	1	.000	2006
2A,3A	South Granville	16	28	15	.651	2015	0,2A,3A,4A	Wake Forest-Rville	18	15	18	.455	2014
0,3A,4A,2A	South Iredell	20	19	19	.500	2015	4A	Wakefield	14	18	14	.000	2015
0,3-4A,4A,3A	South Johnston	23	10	23	.303	2015	1A	Walkertown	1	0	1		2013
2A	South Lenoir	23	19	23	.452	2015	0,1A	Wallace-Rose Hill	8	4	8	.333	2015
0,3-4A,4A	South Mecklenburg	20	12	20	.375	2015	2A	Warren County	1	0	1	.000	1998
0,3A	South Point	11	0	11	.000	2014	3A,2A	Washington	7	1	7	.125	2014
1A	South Robeson	6	3	6	.333	2014	0,3-4A,4A	Watauga	33	50	33	.602	2015
4A,3A	South Rowan	5	2	5	.286	2015	3A	Webb	12	18	12	.600	2015
1A	South Stanly	11	6	11	.353	2015	2A,3A,4A	Weddington	14	22	14	.611	2014
0,4A,1A,2A	South Stokes	13	8	13	.381	2015	1A	Weldon	3	0	3	.000	2008
0,3-4A,4A	South View	24	15	24	.385	2011	2A	West Bladen	8	1	8	.000	2015
0,3-4A,2A,3A	Southeast Guilford	7	3	7	.300	2011	2A,3A	West Brunswick	18	8	18	.308	2015
1A	Southeast Halifax	7	1	7	.125	2015	2A	West Caldwell	9	0	9	.000	2007
4A	Southeast Raleigh	11	4	11	.267	2014	0,3-4A,3A	West Carteret	21	23	21	.523	2015
0,3-4A,3A,4A	Southern Alamance	33	26	33	.441	2015	3-4A,4A	West Charlotte	16	24	14	.632	2002
0,3-4A,3A	Southern Durham	11	4	11	.267	2002	0,1-2A,2A,1A	West Columbus	10	3	10	.231	2009
0,3-4A,3A,2A	Southern Guilford	30	38	30	.559	2014	3A	West Craven	10	2	10	.167	2015
3A	Southern Lee	4	0	4	.000	2013	1-2A,1A,2A	West Davidson	25	46	25	.648	2015
3-4A,3A	Southern Nash	10	1	10	.091	2009	4A	West Forsyth	24	31	24	.564	2015
3A,2A	Southern Vance	19	29	18	.617	2014	0,3-4A,4A,3A,2A	West Henderson	32	79	28	.738	2015
3A	Southern Wayne	5	0	5	.000	2013	0,2A,3A	West Iredell	24	42	24	.636	2015
1A	Southside	7	2	7	.222	2011	4A	West Johnston	7	1	7	.125	2015
0,3-4A,3A,2A	SW Edgecombe	21	16	21	.432	2015	2A	West Lincoln	15	1	15	.063	2012
2A,3A,4A	Southwest Guilford	23	35	21	.625	2013	4A	West Mecklenburg	7	0	7	.000	2009
1-2A,1A,2A	Southwest Onslow	20	30	20	.600	2012	2A,1A	West Montgomery	21	17	21	.447	2015
1-2A,2A,3A	SW Randolph	26	38	25	.603	2015	2A,3A	West Rowan	7	3	7	.300	2006
1A	Spring Creek	6	7	6	.538	2015	2A	West Stanly	8	6	8	.429	2015
2A	St. Pauls	18	2	18	.100	2013	2A	West Stokes	8	3	8	.273	2015
0,3-4A,3A	St. Stephens	23	19	23	.452	2015	1A,2A	West Wilkes	9	10	9	.526	2015
1A,2A	Starmount	26	58	22	.725	2015	3-4A,3A,2A	Western Alamance	16	10	16	.385	2015
3A	Statesville	13	6	13	.316	2015	0,3-4A,2A,3A	Western Guilford	24	22	24	.478	2015
2A	Stuart W. Cramer	3	0	3	.000	2015	3A	Western Harnett	4	2	4	.333	2011
3A	Sun Valley	16	6	16	.273	2015	3-4A	Westover	1	2	1	.667	1985
1-2A,2A,1A	Surry Central	24	14	24	.368	2015	2A	Wheatmore	7	18	7	.720	2015
0,1-2A,1A	Swain County	30	31	30	.508	2015	3A	White Oak	13	3	13	.188	2012
0,1-2A,1A,2A,3A	Swansboro	34	73	28	.723	2015	0,1-2A,2A,1A	Whiteville	25	15	25	.375	2015
0,1-2A,2A	Sylva-Webster	5	4	5	.444	1987	3A,2A	Wilkes Central	7	0	7	.000	2014
1A	Tar Heel	8	8	8	.500	2000	1-2A,1A	Williams Township	4	0	4	.000	1989
3A	Tarboro	7	0	7	.000	2015	3-4A,4A,3A	Williams, Walter	14	8	14	.364	2014
0,2A	Thomasville	5	3	5	.375	2014	1A	Williamston	11	14	11	.560	2009
1A,3A	Topsail	16	24	16	.600	2015							
1A	Trask, Heidi	10	9	10	.500	2013							
0,3-4A,3A,2A	Trinity	21	16	20	.444	2015							





*“Oh, to be back in school.”*

Some of the best years of our lives are the ones we spend going to classes, having fun, and rooting for our team. Enjoy every minute.

**Wells Fargo is proud to salute the NCHSAA Cross Country State Championships!**

**wellsfargo.com**

© 2016 Wells Fargo Bank, N.A. All rights reserved. Member FDIC. (3400001\_19444)

Together we'll go far

