



NORTH CAROLINA HIGH SCHOOL ATHLETIC ASSOCIATION

**41st Annual
VOLLEYBALL STATE CHAMPIONSHIPS**

**TIME WARNER CABLE
SPORTS
CHANNEL**



**NOVEMBER 5, 2016
NC STATE UNIVERSITY, REYNOLDS COLISEUM**



Together

we make the right call

nchsaa.org



2016 NCHSAA VOLLEYBALL STATE CHAMPIONSHIPS

Presented By Time Warner Cable

Reynolds Coliseum • Raleigh • November 5th



THE FEATURES

- 3Welcome
- 42015 Championship Retrospectives
- 51A Bracket
- 92A Bracket
- 133A Bracket
- 174A Bracket
- 25Past Championship Information
- 27Championship Venue Info

THE SCHEDULE

2A CHAMPIONSHIP - NOON
CARRBORO vs. MAIDEN

3A CHAMPIONSHIP - 2:30 PM
CHAPEL HILL vs. COX MILL

4A CHAMPIONSHIP - 5:00 PM
GREEN HOPE vs. RONALD REAGAN

1A CHAMPIONSHIP - 7:30 PM
LOUISBURG vs. COMMUNITY SCHOOL OF DAVIDSON

THE MATCH UPS

- 6 **1A Championship Team Capsules**
Louisburg vs. Community School of Davidson
- 7 **1A Championship Team Rosters**
- 10 **2A Championship Team Capsules**
Carrboro vs. Maiden
- 11 **2A Championship Team Rosters**
- 14 **3A Championship Team Capsules**
Chapel Hill vs. Cox Mill
- 15 **3A Championship Team Rosters**
- 18 **4A Championship Team Capsules**
Green Hope vs. Ronald Reagan
- 19 **4A Championship Team Rosters**

Action photos by Carin Goodall-Gosnell (MaxPreps)

Live television of all four Championship Games available on Time Warner Cable Channels 77 & 323.

Available On-Demand on Channel 1020



November 5, 2016

Welcome to the 41st annual edition of the NCHSAA Volleyball Championships!

Today at historic Reynolds Coliseum we will crown four champions after a season full of hard work and dedication. We believe that this will be a tremendous experience for the student-athletes, the coaches, administrators and the fans of the schools who have won their way through the playoffs to reach this point.

We are grateful to all of those who have a hand in making these championships possible, including the host city sponsor, Greater Raleigh Sports Alliance, and our television partner, Time Warner Cable, who will provide live television coverage once again this year.

There are also a lot of volunteers and NCHSAA staff members who have worked tirelessly toward making this event the best it can be. If you are a high school athletics fan, then you are in the right place to enjoy a great day of volleyball competition!

We appreciate your support of high school athletics and hope you enjoy the best volleyball our state has to offer -- The NCHSAA state championships!

Que Tucker
Commissioner



TIME WARNER CABLE
SPORTS
CHANNEL

Welcome from the President

Fans,

Welcome to the NCHSAA Volleyball State Championship. Competing for the state title is a highlight in any high school athlete's career. Every team remembers the preseason workouts and the first weeks of practice thinking to themselves this will be our year to play for a state title. Now, here we are watching the two best volleyball teams compete for the right to be called a champion...a state champion.

The amount of time and effort by the athletes, the coaches and volunteers has paid off to punch a ticket to Raleigh today to finish strong and bring a state championship trophy home. For many of our seniors this is the last time to make an indelible mark for their school's sports legacy. Regardless of which team you are here today to cheer on to the title, we must never forget these are student-athletes who play volleyball for the love of the game and the competition it provides.

Ever since the NCHSAA was established in 1913, our core mission has been to provide opportunities for interscholastic competitions within the state of North Carolina. We offer this opportunity understanding that success in the classroom is key to success in life. Those students who play sports in high school learn valuable lessons about winning and losing, working hard, setting goals, building leadership characteristics to name just a few. Each year, at our annual meeting in May, we recognize those individuals and teams who excel in the classroom and on the field of competition. We also recognize teams from all four classifications who over the course of one year are also recognized for displaying sportsmanship in all of their athletic teams.

Prior to the match today we will be recognizing an athlete from each team which embodies sportsmanship and serves as ambassador for their team in the community. Sportsmanship is more important than ever in the world of high school athletics, especially when some of our professional athletes cannot display the same level of integrity as our high school athletes. The honorees at today's state championship exhibit sportsmanship not only during competition, but also during practice when they help a fellow teammate get up after being knocked down. These athletes are the role models we want all of our younger athletes to follow and look up to.

Most of all, I want to thank you the FAN for supporting your favorite team today. Regardless of the outcome, this is a special day for all of our athletes. Thank you for supporting the NCHSAA and all 409 member schools which makes this association the best in the country.

Sincerely,

Rodney Shotwell
President





Photo by: Carin Goodall-Gosnell (MaxPreps.com)

RALEIGH - South Granville libero, Cydney Scott, as the Vikings took a five set victory over Wheatmore in the 2A State Championship.

1-A: ALLEGHANY OUTLASTS DEFENDING CHAMP PRINCETON IN NCHSAA 1-A VOLLEYBALL CHAMPIONSHIP

RALEIGH— Senior middle hitter Jade Shepherd helped lead Alleghany to a four-set victory over defending champion Princeton in the 1-A volleyball championship at the Raleigh Convention Center. Alleghany jumped in front quickly, winning the first two sets by 25-20 and 25-21. Then Princeton got off to a quick start in the third set, going up 6-1 and holding on to take a 25-19 victory. The fourth set stayed close, with Princeton leading for a while until an Alleghany spurt gave the Lady Trojans an 18-14 lead and they went on to a 25-20 triumph.

Shepherd had 11 kills and only one error for the victorious Trojans and was named the championship Most Valuable Player. Jenna Eisner also had 11 kills for the winner and Mookie Miller had 15 digs. Daisy Eklund paced Princeton with 21 kills and 10 digs and Taylor Carroll was credited with 11 kills. Princeton was the defending champion & this year the Bulldogs were the third seed in the East finishing 27-2 overall. Alleghany, in its first trip to the NCHSAAA volleyball championship, wound up 26-1 and ended the season with a 25-match winning streak.

2-A: FIFTH SET GOES TO SOUTH GRANVILLE TO WIN NCHSAA 2-A VOLLEYBALL CHAMPIONSHIP

RALEIGH— It went down to the fifth and decisive set in the final match of the night, and South Granville outlasted Wheatmore to win the 2-A volleyball championship at the Raleigh Convention Center on Saturday night. Wheatmore jumped in front with a 25-20 victory in the first set, but South Granville evened it up with a 25-20 victory. South added a 25-19 victory in set three, although the Vikings had a sizable lead before Wheatmore made a run, and then Wheatmore evened it with a 25-21 triumph but after an eight-point lead had evaporated.

In the fifth set, it was back and forth. South held a 10-8 advantage when Wheatmore called timeout, and

then the Warriors came back to tie. But several dramatic kills gave South a 14-11 lead and the Vikings held on to win, 15-12. Megan Fuhr of South Granville had 20 kills and 17 digs and was named the championship Most Valuable Player. Outside hitter Jenna Pitzer added 17 kills for the winners and Cydney Scott had several key plays among her 20 digs. Macy Eidenburger led Wheatmore with 21 kills and 15 digs. South Granville ended the season with a 26-match winning streak and the Vikings finished the year at 29-3 overall. South was in the finals for the third time in the last four years, with runner-up finishes in 2012 and '14. Wheatmore, a relatively new school in just its seventh year, made its second trip to the finals after falling to Hendersonville in the 2013 2-A final. The Warriors wound up 25-2.

3-A: SOUTH IREDELL ROLLS TO VICTORY IN NCHSAA 3-A VOLLEYBALL CHAMPIONSHIP

RALEIGH— Senior outside hitter Julia Scoles led South Iredell to a convincing 3-0 sweep past Asheboro in the North Carolina High School Athletic Association state 3-A volleyball championship on Saturday at the Raleigh Convention Center on Saturday. The Vikings, in the NCHSAA state volleyball championships for the first time, won by 25-14, 25-11 and 25-9.

The 6-1 Scoles, who will continue her volleyball career at the University of North Carolina, was a unanimous choice for the Most Valuable Player award, with 23 kills in 32 attempts and no errors. Madison Peters added 11 kills for the winners while Taylor Berg came up with 19 digs. Jasmine Gaines paced Asheboro with eight kills and Emily Skoglund had 14 digs for the Blue Comets. South Iredell finished the season 27-1 while Asheboro, in its fourth trip to the championships but its first since 1995, wound up 25-4.

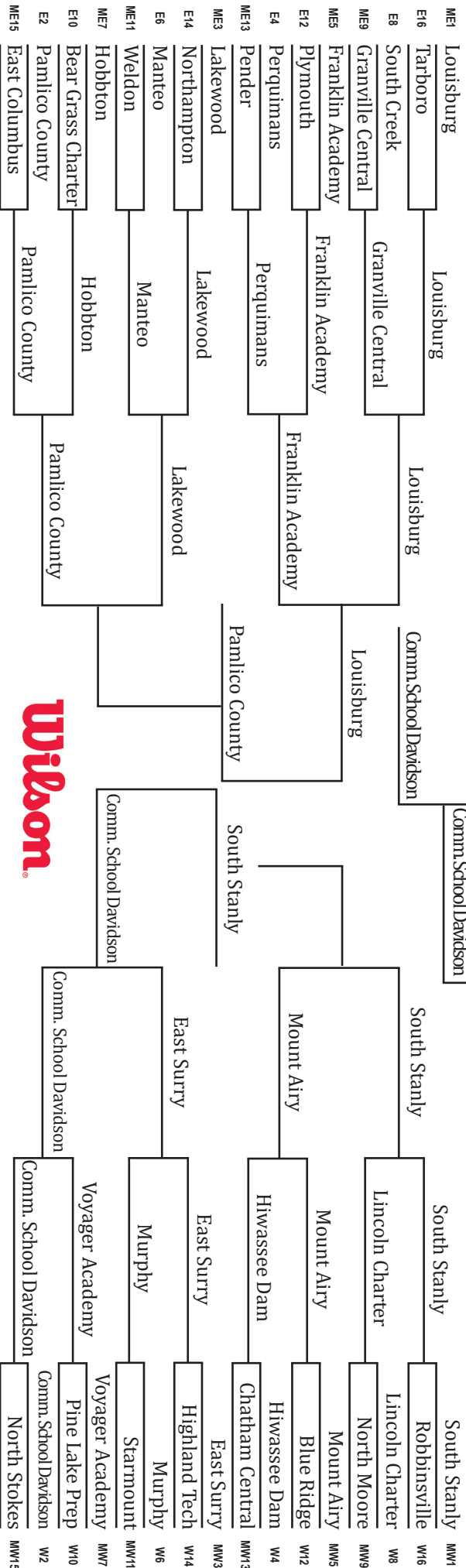
4-A: GIBBONS DOWNS NORTHWEST GUILFORD FOR 4-A VOLLEYBALL TITLE

RALEIGH— Cardinal Gibbons kept a long state title streak intact on Saturday afternoon in the North Carolina High School Athletic Association state 4-A volleyball championship at the Raleigh Convention Center. Gibbons swept past Northwest Guilford for the title in three straight sets by 25-18, 25-15 and 25-17. The Crusaders became the first NCHSAA team to win seven volleyball championships in a row, now across three classifications. 2015 was the Crusaders first year in the 4-A class, and Gibbons sports a 49-1 mark in postseason volleyball play in the last 10 years. Their 2015 season finished with a 20-3 overall record this season.

Senior outside hitter Briley Brind'Amour of Gibbons had 13 kills and Emma Longley added 11. But Crusader senior libero Mia Fradenburg, with a great all-around game, was chosen as the championship Most Valuable Player with 17 digs. Northwest Guilford, in its first visit to the state championship match although it has won 16 consecutive conference championships, ended the season with a 27-4 record. Kaitlyn Grube led the Viking attack with nine kills.



2016 1A Volleyball Championship Bracket



1A Championship Team Information



LOUISBURG WARRIORS



COMM. SCHOOL OF DAVIDSON SPARTANS

Location: Louisburg, N.C.

Conference: Tar Roanoke Athletic 1A

Colors: Orange & Blue

Principal: Glenn Dansky

Athletic Director: Erica Wammock

Head Coach: Erica Wammock

Assistant Coaches: Jina Stamey

Players to Watch: Summer Phillips, Whitney Bolton, Kaylee Saunders & Sarah Foster

Team Record: 27-1 (12-0)

Location: Davidson, N.C.

Conference: Southern Piedmont 1A

Colors: Blue, Gray and White

Principal: Joy Warner

Athletic Director: Jill Cashion

Head Coach: Molly Gwaltney

Assistant Coaches: None

Players to Watch: Sara Labadorf, Liza Mitchell, Isabella Di-Cristafaro & Shea Aichele

Team Record: 28-1 (16-0)

Date	Opponent	Result
8/16	@ Franklin Academy	3 - 2 (W)
8/18	East Wake Academy	3 - 0 (W)
8/22	North Johnston	3 - 0 (W)
8/24	@ Northern Vance	3 - 1 (W)
8/30	@ KIPP Pride*	3 - 0 (W)
8/31	Franklinton	3 - 0 (W)
9/6	Oxford Preparatory*	3 - 0 (W)
9/7	Bunn	3 - 2 (W)
9/12	@ North Johnston	3 - 0 (W)
9/15	Granville Central*	3 - 0 (W)
9/19	Northern Vance	3 - 0 (W)
9/20	KIPP Pride*	3 - 0 (W)
9/26	@ Franklinton	3 - 1 (W)
9/27	@ Southeast Halifax*	3 - 0 (W)
9/27	Southeast Halifax*	3 - 0 (W)
9/29	@ Oxford Preparatory*	3 - 0 (W)
10/3	@ Bunn	3 - 1 (W)
10/4	Northwest Halifax*	3 - 0 (W)
10/4	Northwest Halifax*	3 - 0 (W)
10/13	@ Weldon*	3 - 0 (W)
10/13	@ Weldon*	3 - 0 (W)
10/17	@ Granville Central*	3 - 0 (W)
10/26	Tarboro#	3 - 0 (W)
10/27	Granville Central#	3 - 0 (W)
10/29	Franklin Academy#	3 - 0 (W)
11/1	Pamlico County#	3 - 0 (W)
11/3	Riverside#	3 - 1 (W)
11/5	Community School of Davidson#	3 - 0 (L)

Date	Opponent	Result
8/15	@ Pine Lake Preparatory*	3 - 0 (W)
8/18	@ Thomas Jefferson Classical Academy*	3 - 0 (W)
8/20	Fort Mill (SC)	0 - 3 (L)
8/20	Rock Hill (SC)	2 - 1 (W)
8/23	Cherryville*	3 - 1 (W)
8/30	Bessemer City*	3 - 0 (W)
9/1	Lincoln Charter*	3 - 0 (W)
9/6	@ Highland Tech*	3 - 0 (W)
9/8	@ Piedmont Community Charter*	3 - 0 (W)
9/10	@ South Stanly	3 - 2 (W)
9/10	Anson	3 - 0 (W)
9/13	Mountain Island Charter*	3 - 0 (W)
9/15	Pine Lake Preparatory*	3 - 0 (W)
9/19	@ Bessemer City*	3 - 0 (W)
9/20	Thomas Jefferson Classical Academy*	3 - 0 (W)
9/22	@ Cherryville*	3 - 0 (W)
10/4	@ Lincoln Charter*	3 - 1 (W)
10/6	Highland Tech*	3 - 0 (W)
10/12	Piedmont Community Charter*	3 - 0 (W)
10/13	@ Mountain Island Charter*	3 - 0 (W)
10/17	Thomas Jefferson Classical Academy**	3 - 0 (W)
10/18	Pine Lake Preparatory**	3 - 0 (W)
10/19	Lincoln Charter**	3 - 2 (W)
10/26	North Stokes#	3 - 0 (W)
10/27	Voyager Academy#	3 - 0 (W)
10/29	East Surry#	3 - 1 (W)
11/1	@ South Stanly#	3 - 2 (W)
11/3	Roxboro Community#	3 - 0 (W)
11/5	Louisburg#	3 - 0 (W)

Depth and a strong upperclass group have helped the Louisburg Warriors reach the State Championship match for the ninth time in school history. The team is seeking the third State Championship in school history and their first since back-to-back championships in 1988 and 1989. The Warriors have not appeared in the State Finals since 2007 when a tough Hendersonville team defeated them winning the third consecutive title for that school.

Coach Erica Wammock attributes much of the team's success to versatile hitting options and the ability to get production from the team's bench. The Warriors compiled a 22-0 record in the regular season including critical wins over Bunn, Franklinton, Northern Vance and Franklin Academy.

The team rallied together in a pair of rivalry matches against cross-county rival Franklinton, beating the Red Rams twice on the year.

A group of six seniors lead a core of strong underclassmen from Community School of Davidson to the school's first appearance in the Volleyball State Championships. This group powered through conference play 16-0 and won the Southern Piedmont 1A Conference Tournament for the fifth year in a row.

The team came together in a tough conference tournament finals match against Lincoln Charter that saw the Spartans down two sets to none before coming back to win the match in five sets. Coach Molly Gwaltney said, "There is a lot to be said of a team that can dig out of a hole like that. We had the ability to stay focused on our team and what we needed to fix to come out on the winning side. A comeback like that gave us the confidence to overcome anything in our way during the playoffs."



Louisburg Warriors



#	NAME	YR	HT	P	#	NAME	YR	HT	P
1	Haley Marshall	12	5' 3"	DS	10	Kaylee Saunders	11	5' 5"	RS
3	Amber Newton	12	5' 4"	S	11	Taylor Ferguson	10	5' 6"	OH
4	Whitney Bolton	11	6' 0"	MH	12	Makayla Ball	11	5' 6"	L
5	Journee Hartsfield	10	5' 1"	S	13	Mackenzie Wood	12	5' 5"	DS
6	Sarah Foster	12	5' 6"	OH	14	Ashton Leonard	10	5' 6"	S
7	Kristen House	9	5' 7"	OH	15	Summer Phillips	12	5' 6"	OH
8	Hannah Nobles	12	5' 7"	OH	16	Adriane Sullivan	11	5' 8"	OH
9	Ti'Ashia Frazier	10	5' 10"	MH					



Community School of Davidson Spartans

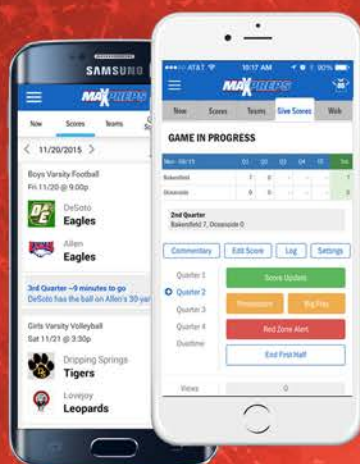


#	NAME	YR	Ht.	Pos.	#	NAME	YR	Ht.	Pos.
3	Emma Karant	9	5' 6"	OH	21	Molly Perkins	12	5' 6"	S
6	Shea Aichele	10	5' 11"	MH	23	Grace Erskine	11	6' 0"	MH
11	Anna Lorey	12	5' 2"	RS	24	Sara Labadorf	11	5' 6"	OH
14	Kate Hoffman	10	5' 7"	DS	25	Kendall Owens	10	6' 0"	DS
16	Grace Kwaitkowski	12	5' 9"	S	27	Megan Shea	10	5' 5"	DS
17	Sarah Hoffman	12	5' 6"	DS	28	Bella DiCristofaro	10	5' 10"	OH
18	Gabbi Montgomery	12	6' 1"	MH	29	Liza Mitchell	9	5' 9"	RS
19	Sarah Godkin	12	5' 7"	OH	30	Taylor Lilly	10	5' 11"	MH
20	Rachel Crawford	11	5' 9"	RS					

*Roster information provided by schools

MAXPREPS

***Official Statistician and Digital Media Partner
for North Carolina High School Athletic Association***



Download MaxPreps TODAY!

**Notifications & Live Scores
Follow your Favorite Teams
Rankings, Photos & Videos**



***Athletic Directors and Coaches, To obtain your team's access code please email
coachsupport@maxpreps.com or call 800.329.7324x1***



TIME WARNER CABLE
SPORTS
CHANNEL



2A Championship Team Information



CARRBORO JAGUARS



Location: Carrboro, N.C.
Conference: Mid-State 2A
Colors: Purple, Gold & White
Principal: LaVerne Mattocks
Athletic Director: April Ross
Head Coach: Stephen Scanga
Assistant Coach(es): Abby Hooker
Players to Watch: Destiny Cox - Mid-State 2A Player of the Year, All-Conference performer; Destiny Dorsey (libero); Grace Maggiore (captain).
Team Record: 30-0 (10-0)

MAIDEN BLUE DEVILS

Location: Maiden, N.C.
Conference: Southern District 7 Athletic 2A
Colors: Blue & White
Principal: Robert Bliss
Athletic Director: Caine Houser
Head Coach: Marsha Davis
Assistant Coach: Patricia Cantrell
Players to Watch: Holland Laxton (2X Conf. Player of the Year), Haley Watson (2X All-Conf.), Kylie Morgan (2X All-Conf.)
Team Record: 30-1 (14-0)

Date	Opponent	Result	Date	Opponent	Result
8/19	Chapel Hill	3 - 2 (W)	8/16	@ North Lincoln	3 - 0 (W)
8/20	Northwest Guilford	3 - 0 (W)	8/17	@ West Iredell	3 - 0 (W)
8/20	Hoggard	3 - 0 (W)	8/18	Alexander Central	3 - 0 (W)
8/20	@ East Chapel Hill	3 - 0 (W)	8/22	@ North Gaston	3 - 0 (W)
8/23	@ Chapel Hill	3 - 0 (W)	8/23	St. Stephens	3 - 0 (W)
8/25	@ Cardinal Gibbons	3 - 2 (W)	8/24	Foard	3 - 1 (W)
8/29	@ Cedar Ridge	3 - 0 (W)	8/30	Bunker Hill*	3 - 0 (W)
8/30	Chapel Hill	3 - 0 (W)	8/31	North Lincoln	3 - 0 (W)
9/7	@ East Chapel Hill	3 - 1 (W)	9/1	West Lincoln*	3 - 0 (W)
9/13	@ Bartlett Yancey*	3 - 0 (W)	9/6	@ Newton-Conover*	3 - 0 (W)
9/14	@ South Granville	3 - 2 (W)	9/8	@ East Lincoln*	3 - 0 (W)
9/15	Cummings *	3 - 0 (W)	9/13	West Caldwell*	3 - 0 (W)
9/20	Jordan-Matthews*	3 - 0 (W)	9/15	@ Lincolnton*	3 - 0 (W)
9/22	@ Graham*	3 - 0 (W)	9/20	Bandys*	3 - 0 (W)
9/27	@ Reidsville*	3 - 0 (W)	9/21	North Gaston	3 - 0 (W)
9/28	East Chapel Hill	3 - 0 (W)	9/22	@ Bunker Hill*	3 - 0 (W)
9/29	Bartlett Yancey*	3 - 0 (W)	9/27	@ West Lincoln*	3 - 0 (W)
10/4	@ Cummings*	3 - 0 (W)	9/29	Newton-Conover*	3 - 0 (W)
10/5	Cedar Ridge	3 - 0 (W)	10/4	East Lincoln*	3 - 0 (W)
10/6	@ Jordan-Matthews*	3 - 0 (W)	10/7	@ West Caldwell*	3 - 0 (W)
10/11	Graham*	3 - 0 (W)	10/11	Lincolnton*	3 - 0 (W)
10/13	Reidsville*	3 - 0 (W)	10/13	@ Bandys*	3 - 0 (W)
10/18	Cummings**	3 - 0 (W)	10/17	West Caldwell**	3 - 0 (W)
10/19	Bartlett Yancey**	3 - 0 (W)	10/18	East Lincoln**	3 - 0 (W)
10/26	Roanoke Rapids#	3 - 0 (W)	10/19	Bunker Hill**	3 - 0 (W)
10/27	Croatan#	3 - 0 (W)	10/26	Parkwood#	3 - 0 (W)
10/29	South Lenoir#	3 - 0 (W)	10/27	Forbush#	3 - 0 (W)
11/1	Farmville Central#	3 - 1 (W)	10/29	Hendersonville#	3 - 0 (W)
11/3	Currituck County#	3 - 0 (W)	11/1	Lake Norman Charter#	3 - 0 (W)
11/5	Maiden#	3 - 1 (W)	11/3	Wheatmore#	3 - 2 (W)
			11/5	Carrboro#	3 - 1 (L)

The maturity of a team that has been together for the last 3 years has helped this year's Carrboro Jaguars develop into one of the best teams in school history. The Jaguars started the year with a strong showing in a tournament at East Chapel Hill against 3A and 4A opponents, winning the tournament while only dropping two sets in four matches.

Carrboro then battled defending 4A State Champions, Cardinal Gibbons, beating the Crusaders on the road 3-2. After losing the fourth set 29-27, Jaguars coach Steve Scanga said, "It was great to see the team rally in the fifth set and believe they could win." Win they did, and the Jaguars have done a lot of that since then as well.

In Mid-State 2A Conference play, the Jaguars did not drop a single set, winning the conference championship for the fourth year in a row. Solid serve receive defense, quick setters and dominating hitters have been the key for Carrboro all season long.

The Maiden Blue Devils have come together for a perfect 30-0 season and make their school's first appearance in the Volleyball State Championships. The team has been dominating, only dropping a single set during the regular season and cruising past traditional power Hendersonville in three sets in round three of the playoffs.

The Blue Devils took on Wheatmore, last year's State Runner-up at 2A level, in the regional finals. The two teams split the opening two sets, and then split set three and four before a decisive fifth set sent Maiden to the finals with a 15-11 victory.

Maiden Head Coach Marcia Davis described this team saying, "This season has been one of triumph with both personal and team goals being achieved. Each athlete worked to improve their individual skill building towards our team goals of an undefeated conference season and winning the conference tournament championship."



CARRBORO JAGUARS



#	NAME	YR	HT	P	#	NAME	YR	HT	P
1	Destinee Dorsey	9	5' 6"	L	13	Diana Alcox	12	5' 10"	MB
7	Parker Zinn	9	5' 5"	DS	14	Grace Maggiore	12	5' 8"	S
8	Christine Alcox	12	5' 10"	OH	15	Destiny Cox	11	6' 1"	OH
9	Kelley Gosk	10	5' 7"	DS	16	Kirby Thornton	11	6' 2"	MB
10	Zoe Hurwitz	12	5' 5"	DS	17	Elizabeth Ollila	12	5' 10"	RS
11	Penny Newall	11	5' 9"	S	18	Sarah Montross	11	5' 10"	S
12	Emma Fritsch	11	5' 11"	MB	19	Millie McGuire	11	5' 9"	DS

MAIDEN BLUE DEVILS



#	NAME	YR	HT	P	#	NAME	YR	HT	P
1	Evan Sherrill	10	5' 9"	MB	17	Noelle Berry	12	5' 9"	MB
2	Kylie Morgan	11	5' 9"	OH	18	Lillie Sims	12	5' 8"	MB
3	Maracle Byrd	12	5' 9"	S	21	Holland Laxton	12	6' 2"	OH
5	Gracie Ingle	12	5' 7"	DS	22	Avery Poovey	12	5' 4"	DS
6	Juablai Yang	12	5' 0"	DS	25	Evenlyn Yang	12	5' 6"	RS
7	Abby Laney	11	5' 6"	MB	26	Emilee Buff	12	5' 7"	RS
14	Haley Watson	12	5' 6"	S	28	Bailey Carlton	12	5' 3"	L

*Roster information provided by schools

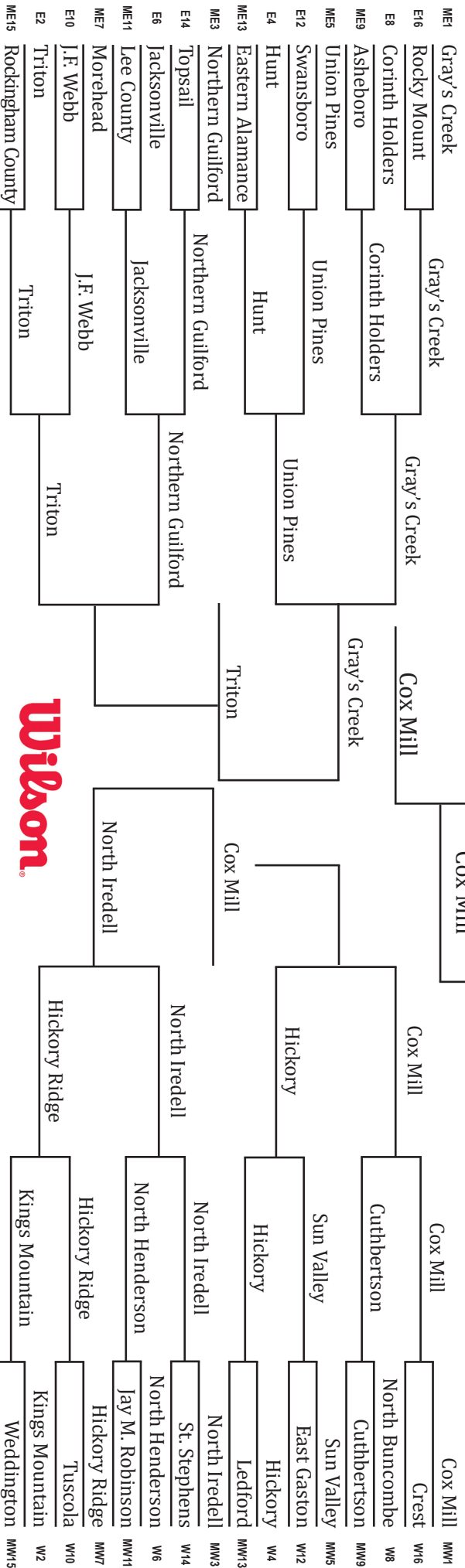


FUEL YOUR GAME FROM BEGINNING TO END. WIN FROM WITHIN.®

©2016 S-VC, Inc. GATORADE and the G BOLT design are registered trademarks of S-VC, Inc.



2016 3A Volleyball Championship Bracket



3A Championship Team Information



CHAPEL HILL TIGERS



COX MILL CHARGERS

Location: Concord, N.C.

Conference: South Piedmont 3A

Colors: Purple, Black & Teal

Principal: Todd A. Smith

Athletic Director: Brad Hinson

Head Coach: Michelle Phillips

Assistant Coach: Rebecca Dellinger

Players to Watch: Taylor Rowland, Courtney Weber, Ali Sierma & Lauren Phillips

Team Record: 34-0 (18-0)

Location: Chapel Hill, N.C.
Conference: Big Eight 3A
Colors: Black, Gold & White
Principal: Sulura Jackson
Athletic Director: Tim Bennett
Head Coach: Ross Fields
Assistant Coaches: Daphne Stam, Sandra Benedetto, Myka Elliot & Lee Childers
Players to Watch: Shea Golden, Katie Huge, Kyra Crider, Kaya Merkler, Hannah Wander & Courtney Zwikker
Team Record: 24-6 (11-1)

Date	Opponent	Result	Date	Opponent	Result
8/19	Carrboro	2 - 3 (L)	8/19	Tournament Opponent	2 - 0 (W)
8/20	Northwest Guilford	3 - 2 (W)	8/20	Ashley Hall (SC)	2 - 0 (W)
8/20	Hoggard	3 - 2 (W)	8/20	Charlotte Catholic	2 - 0 (W)
8/20	Southern Alamance	3 - 0 (W)	8/20	Marvin Ridge	2 - 1 (W)
8/23	Carrboro	0 - 3 (L)	8/20	Cardinal Gibbons	2 - 0 (W)
8/25	Jordan	3 - 1 (W)	8/23	@ East Rowan*	3 - 0 (W)
8/29	@ Northern Durham	3 - 1 (W)	8/25	@ Hickory Ridge*	3 - 0 (W)
8/30	@ Carrboro	0 - 3 (L)	8/30	Northwest Cabarrus*	3 - 0 (W)
9/6	Northwood*	3 - 1 (W)	9/1	South Rowan*	3 - 0 (W)
9/8	@ J.F. Webb*	3 - 1 (W)	9/6	@ Concord*	3 - 0 (W)
9/12	East Chapel Hill	3 - 2 (W)	9/7	Marvin Ridge	3 - 1 (W)
9/13	Cedar Ridge*	3 - 2 (W)	9/8	@ Jay M. Robinson*	3 - 0 (W)
9/15	@ Orange*	3 - 0 (W)	9/13	@ Central Cabarrus*	3 - 0 (W)
9/19	@ East Chapel Hill	3 - 0 (W)	9/15	West Rowan*	3 - 0 (W)
9/20	Northern Vance*	3 - 0 (W)	9/19	@ Jesse Carson*	3 - 0 (W)
9/22	@ Southern Durham*	3 - 0 (W)	9/20	East Rowan*	3 - 0 (W)
9/26	@ Jordan	3 - 0 (W)	9/22	Hickory Ridge*	3 - 0 (W)
9/29	@ Northwood*	3 - 0 (W)	9/27	@ Northwest Cabarrus*	3 - 0 (W)
10/4	J.F. Webb*	3 - 1 (W)	9/29	@ South Rowan*	3 - 0 (W)
10/6	@ Cedar Ridge*	0 - 3 (L)	10/3	Concord*	3 - 0 (W)
10/11	Orange*	3 - 0 (W)	10/6	Central Cabarrus*	3 - 0 (W)
10/13	@ Northern Vance*	3 - 0 (W)	10/8	Charlotte Catholic	3 - 0 (W)
10/14	Green Hope	1 - 3 (L)	10/11	@ West Rowan*	3 - 0 (W)
10/18	Southern Durham*	3 - 0 (W)	10/12	Jay M. Robinson*	3 - 0 (W)
10/26	Northern Nash#	3 - 0 (W)	10/13	Jesse Carson*	3 - 0 (W)
10/27	Cleveland#	3 - 2 (W)	10/17	East Rowan**	3 - 0 (W)
10/29	C.B. Aycock#	3 - 0 (W)	10/18	West Rowan**	3 - 0 (W)
11/1	@ West Carteret #	3 - 2 (W)	10/19	Jesse Carson**	3 - 1 (W)
11/3	@ Triton#	3 - 0 (W)	10/26	Crest#	3 - 0 (W)
11/5	Cox Mill#	3 - 0 (L)	10/27	Cuthbertson#	3 - 0 (W)
			10/29	Hickory#	3 - 1 (W)
			11/1	North Iredell#	3 - 0 (W)
			11/3	West Henderson#	3 - 1 (W)
			11/5	Chapel Hill#	3 - 0 (W)

Every practice at Chapel Hill begins with a question, "Are the teams fair?" The answer is always a resounding, "Of course not! Find a way to win!" in unison. Find a way to win is exactly what this year's Tigers have done. Battle tested in the early season through a tough slate of games against the likes of Carrboro, Northwest Guilford and others helped Chapel Hill know what they needed to focus on to get better each practice.

The Tigers realized they had a chance to go the distance this year when they won back-to-back five set matches in two nights against East Chapel Hill and Cedar Ridge. Chapel Hill makes its fourth appearance in an NCHSAA Volleyball Championship, having won two times. The Tigers brought home hardware in 1994 and their last appearance 2003.

The Chargers of Cox Mill make their first appearance in the NCHSAA Volleyball State Championship after rolling through an unbeaten season that only saw the Chargers drop three sets over the course of the regular season and conference tournament.

Cox Mill blew past West Henderson in the regional finals handing the Falcons a 3-1 loss and the only dropped sets of the tournament for West Henderson the #1 seed in the West sub-region. The Chargers are seeking to become the first volleyball champion from Cabarrus County as the first county team to even reach the final round of the playoffs. A tightly knit team, Cox Mill has worked together on and off the court, including for a "Be Bold for Gold" Pediatric Cancer awareness fundraiser game.



Chapel Hill Tigers



#	NAME
1	Nadiya Farrington
2	Marin Wolf
3	June Arricastres
4	Emma Kalish
5	Victoria Hoffman
6	Katie Huge
7	Hannah Wander
8	Caitlin Grubbs
9	Shea Golden

YR	HT	P
11	5' 4"	OH
12	5' 5"	DS
9	5' 8"	S
12	5' 10"	RS
11	5' 8"	S
12	5' 5"	S
10	5' 4"	L
10	5' 5"	DS
12	5' 11"	OH

#	NAME
10	Avery Korfes
11	Courtney Zwickler
12	Bailey Rose
13	Kyra Crider
14	Kaya Merkler
15	Samantha Breschi
16	Grace Dodge
17	Julia Charney
18	Lindsey Stillson

YR	HT	P
11	5' 5"	DS
9	6' 3"	MH
11	5' 11"	MH
12	5' 10"	RS
9	6' 3"	MH
9	5' 3"	DS
10	5' 8"	OH
9	5' 9"	OH
9	5' 4"	DS



COX MILL CHARGERS



#	NAME
1	Paige Baldelli
2	Emma Efird
3	Grace Guarino
4	Payton Taylor
5	Nia Bridges
6	Alison Siersma
7	Avery Wilson
8	Lauren Phillips

YR	HT	P
11	5' 6"	DS
12	5' 6"	DS
12	5' 7"	RS
11	5' 8"	RS
12	5' 4"	DS
11	5' 8"	MB
11	5' 10"	OPP
11	5' 10"	OH

#	NAME
9	Tyler Fitzpatrick
10	Melanie Jones
11	Courtney Weber
12	Taylor Rowland
13	Cristen Ledet
14	Carin Bridges
15	Lindsay Koenig

YR	HT	P
12	5' 9"	OPP
12	5' 4"	DS
11	6' 0"	S
11	6' 3"	OH
10	5' 9"	MH
10	5' 1"	DS
11	5' 6"	DS

*Roster information provided by schools

Host City Partners



**Supporting the North Carolina High School Athletic Association
in hosting the following championship events:**

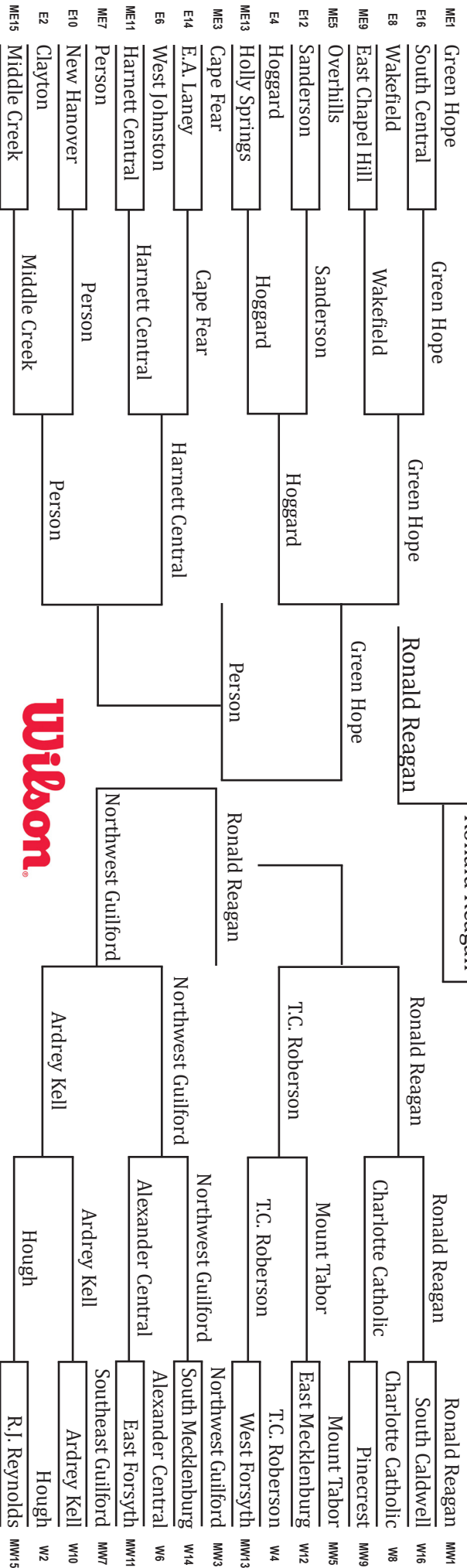
**Volleyball
Cheerleading
Football
Tennis
Swimming**

**Lacrosse
Softball
Baseball
Basketball
Diving**





2016 4A Volleyball Championship Bracket



4A Championship Team Information



GREEN HOPE FALCONS



REAGAN RAIDERS

Location: Cary, N.C.
Conference: SWAC-4A
Colors: Dark Green & Burgundy
Principal: Karen Summers
Athletic Director: Colin Fegeley
Head Coach: Karl Redelfs
Assistant Coaches: Amy Wagner, Lorraine Hudak, Amber Inman
Player(s) to Watch: Sydney Dowler
Team Record: 28-1 (15-1)

Location: Phafftown, N.C.
Conference: Central Piedmont 4A
Colors: Black, Teal & Platinum
Principal: Brad Royal
Athletic Director: Alexis McCoy
Head Coach: Doug Balser
Assistant Coaches: Emily Allen, Jamie Stancliff
Players to Watch: Nya Steele, Bailey Hatchett, & Hunter Beem
Team Record: 30-3 (11-1)

Date	Opponent	Result
8/15	Jordan	3 - 0 (W)
8/17	Knightdale	3 - 0 (W)
8/18	@ Sanderson	3 - 1 (W)
8/22	@ Jordan	3 - 0 (W)
8/23	@ Apex Friendship*	3 - 0 (W)
8/25	@ Fuquay - Varina*	3 - 0 (W)
8/30	Enloe	3 - 0 (W)
9/1	@ Panther Creek*	3 - 2 (W)
9/6	Apex*	3 - 1 (W)
9/8	@ Cary*	3 - 0 (W)
9/12	@ Wake Forest	3 - 0 (W)
9/13	Middle Creek*	3 - 1 (W)
9/15	Athens Drive*	3 - 0 (W)
9/20	@ Holly Springs*	3 - 2 (W)
9/22	Apex Friendship*	3 - 0 (W)
9/27	Fuquay - Varina*	3 - 0 (W)
10/4	Panther Creek*	2 - 3 (L)
10/6	@ Apex*	3 - 0 (W)
10/11	Cary*	3 - 0 (W)
10/12	@ Middle Creek*	3 - 1 (W)
10/14	@ Chapel Hill	3 - 1 (W)
10/17	Holly Springs*	3 - 0 (W)
10/18	@ Athens Drive*	3 - 0 (W)
10/26	South Central#	3 - 0 (W)
10/27	Wakefield#	3 - 1 (W)
10/29	Hoggard#	3 - 1 (W)
11/1	Person#	3 - 1 (W)
11/3	D.H. Conley#	3 - 2 (W)
11/5	Ronald Reagan#	3 - 1 (W)

Date	Opponent	Result
8/15	East Forsyth	3 - 0 (W)
8/18	Forbush	3 - 0 (W)
8/22	@ Glenn	3 - 0 (W)
8/23	Page	3 - 0 (W)
8/30	@ Davie*	3 - 0 (W)
9/1	@ North Davidson*	3 - 0 (W)
9/6	Parkland*	3 - 0 (W)
9/8	West Forsyth*	3 - 0 (W)
9/10	@ North Surry	3 - 0 (W)
9/10	Watauga	3 - 2 (W)
9/12	@ Jesse Carson	3 - 1 (W)
9/15	Mount Tabor*	1 - 3 (L)
9/17	@ Ardrey Kell	3 - 2 (W)
9/17	Northwest Guilford	1 - 3 (L)
9/19	North Surry	3 - 1 (W)
9/20	@ R.J. Reynolds*	3 - 1 (W)
9/22	Davie*	3 - 0 (W)
9/26	@ Page	3 - 0 (W)
9/27	North Davidson*	3 - 0 (W)
9/29	@ Parkland*	3 - 0 (W)
10/4	@ West Forsyth*	3 - 0 (W)
10/5	@ Northwest Guilford	3 - 0 (W)
10/11	@ Mount Tabor*	3 - 0 (W)
10/13	R.J. Reynolds*	3 - 0 (W)
10/17	Parkland**	3 - 0 (W)
10/18	Davie**	3 - 1 (W)
10/19	Mount Tabor**	3 - 1 (W)
10/26	South Caldwell#	3 - 0 (W)
10/27	Charlotte Catholic#	3 - 1 (W)
10/29	T.C. Roberson#	3 - 1 (W)
11/1	Northwest Guilford#	3 - 1 (W)
11/3	Watauga#	3 - 0 (W)
11/5	Green Hope#	3 - 1 (L)

Consistent and aggressive serving as well as ability to utilize the pin hitters has powered the Green Hope Falcons to the school's first ever appearance in the Volleyball State Championship match. Head Coach Karl Redelfs described his team saying, "Not only have we worked hard to improve our skills, but we have learned to be a scrappy and tenacious team."

That tenacity was no more evident than in a conference championship playoff game with rival Panther Creek when the Falcons swept the match 3-0 to claim the conference's top seed after splitting with the Catamounts during the regular season. They also clawed their way past a tough D.H. Conley team in the regional finals, as the Falcons battled to a fifth set victory, holding off the Vikings 15-12 to advance to the State Finals.

Team unity has been a key component to a very successful season for the Reagan Raiders. After losing seven players to graduation off of last year's regional finals squad and replacing the entire coaching staff, the team rallied around each other and have blossomed into a regional champion.

After an adjustment period at the beginning of the year, the team got off to an 11-0 start before injuries and set them back briefly. The team lost two games in a single week, but since then have refocused and pushed their way through to a conference championship and a place in the State Finals for the first time in school history.

Perhaps no moment in the year better describes the season than when the Raiders found themselves down 24-18 in the first set to Page. That's when Jenna Robbins rotated back to serve and reeled off three straight points before being removed with a concussion. The team rallied and served out the set winning 26-24.



GREEN HOPE FALCONS



#	Name	Yr.	Ht.	Pos.	#	Name	Yr.	Ht.	Pos.
3	Chloe Ruffieux	12	5' 7"	DS	11	Kayla Dowler	10	5' 11"	OH
4	Rachel Bevan	12	5' 6"	S	12	Amy Zhang	11	5' 10"	OH
5	Sydney Dowler	9	5' 10"	S	13	Erin Boone	11	6' 0"	S
6	Mary Wasilak	10	5' 9"	MB	14	Julia Parks	11	5' 8"	DS
7	Kara Adams	11	5' 7"	DS	15	Maureen Whittelsey	12	5' 11"	MB
8	Jordan Woodard	11	5' 10"	MB	16	Alexis Engelbrecht	9	6' 0"	OH
9	Luisa Lyons	11	5' 8"	OH	20	Erin McIndoe	10	5' 4"	L
10	Emma Wilcock	11	5' 8"	S	25	Bailey Henkel	11	5' 4"	L



REAGAN RAIDERS



#	NAME	YR	HT	P	#	NAME	YR	HT	P
1	Grace Delong	10	5' 9"	S	9	Taylor Hartis	11	5' 9"	OH
2	Ruth Jeffers	11	5' 5"	DS	10	Claire Shriver	12	5' 5"	DS
3	Madeline Winning	10	5' 10"	MH	11	Hunter Beem	11	5' 9"	RS
4	Ashton Pryce	11	5' 9"	L	12	Bailey Hatchett	11	6' 2"	OH
6	Taryn Pryce	9	5' 4"	DS	15	Adison Needham	12	6' 0"	MH
7	Katie McMahon	12	5' 11"	MH	17	Whitney Ward	10	5' 7"	DS
8	Nya Steele	11	5' 6"	S	21	Jenna Robbins	10	5' 8"	OH

*Roster information provided by schools



**WATCH *LIVE* HIGH SCHOOL
GAMES AND CHAMPIONSHIPS
EXCLUSIVELY ON CHANNEL 323**



THE TELEVISION HOME OF HIGH SCHOOL SPORTS

VISIT **TWCSPORTSCHANNEL.COM** FOR GAME SCHEDULES



TWCSPORTSCHANNELNCSC



TWCSPORTSNCSC



PROUD PARTNER

COMMUNITY SCHOOL OF DAVIDSON CLAIMS FIRST CROWN 3-0 OVER LOUISBURG

BY: James Alverson

RALEIGH, N.C. – After giving up the first five points of the match to Louisburg, the Community School of Davidson Spartans rallied back to nab the lead in the opening set 11-10. They did not look back, pushing on to take the first set 25-18 before sweeping the next two sets and claiming the school's first State Championship in volleyball.

Community School of Davidson blitzed past Louisburg 25-11 in the second set. The Warriors kept the third set close, but the Spartans eventually prevailed claiming the victory 25-18.

The Spartans finished the year 28-1, dropping only 13 sets over the course of the entire year, and only three during their six round playoff run. Junior middle hitter Grace Erskine was the match M.V.P. as she had seven kills in the match.

Community School of Davidson also got 13 kills from Bella Dicristofaro, Sarah Labadorf chipped in 11 kills and two services aces while Liza Mitchell added 10 kills.

The Warriors of Louisburg came up only a game shy of an undefeated season at 27-1. They lost only one set in the playoffs prior to the State Championship match. They were led on the night by Summer Phillips with nine kills. Journee Hartsfield had 14 assists on the night with 12 digs. Makenzie Wood added 23 digs.



RALEIGH - Community School of Davidson captured the school's first volleyball state title with a 3-0 win over Louisburg in the 1A Volleyball State Championship Match.

2016 1A Championship Statistics

	1	2	3	-	T
Louisburg -	18	11	18	-	0
Community School Davidson -	25	25	25	-	3

Team Statistics	LHS	CSD
Service Aces	0	8
Attacks	80	101
Kills	21	45
Blocks	2	18
Digs	66	31

Serves - Service Attempts / Aces / Service Errors

LHS: H. Marshall - 7/0/1, J. Hartsfield - 13/0/0, S. Foster - 6/0/1, K. Saunders - 8/0/0, T. Ferguson - 4/0/0, M. Wood - 4/0/0, S. Phillips - 6/0/1.

CSD: E. Karant - 11/0/1, K. Hoffman - 19/2/2, G. Kwaitkowski - 11/0/0, S. Hoffman - 20/3/0, S. Labadorf - 12/2/0, M. Shea - 15/1/0.

Attacks - Attacks / Kills / Errors

LHS: H. Marshall - 4/0/2, W. Bolton - 17/5/3, S. Foster - 22/2/4, K. Saunders - 4/0/2, M. Wood - 9/2/2, S. Phillips - 18/9/2, A. Sullivan - 6/3/1.

CSD: G. Kwaitkowski - 1/0/0, S. Godkin - 10/3/2, G. Erskine - 14/7/2, S. Labadorf - 23/11/2, K. Owens - 7/1/2, L. Mitchell - 25/10/3, B. Dicristofaro - 21/13/3.

Service Receptions - Receptions / Reception Errors

LHS: H. Marshall - 3/0, A. Newton - 1/0, S. Foster - 2/2, K. Saunders - 11/0, T. Ferguson - 7/0, M. Wood - 15/0, S. Phillips - 5/2.

CSD: K. Hoffman - 4/0, S. Hoffman - 7/0, G. Montgomery - 5/0, M. Shea - 6/0, L. Mitchell - 12/1, B. Dicristofaro - 10/0.

Blocks: Solos / Assists / Errors

LHS: W. Bolton - 1/1/0, K. Saunders - 0/1/0, S. Phillips - 1/0/0

CSD: G. Montgomery - 4/1/1, K. Owens - 0/1/0, G. Erskine - 11/6/2, L. Mitchell - 1/1/0, B. Dicristofaro - 2/0/1.

Digs - Digs / Errors

LHS: H. Marshall - 3/4, A. Newton - 2/0, W. Bolton - 2/0, J. Hartsfield - 12/6, S. Foster - 5/3, K. Saunders - 8/4, T. Ferguson - 5/2, M. Wood - 23/4, S. Phillips - 6/5.

CSD: E. Karant - 4/0, K. Hoffman - 6/1, G. Kwaitkowski - 4/0, S. Hoffman - 8/0, S. Labadorf - 6/3, M. Shea - 3/0.



RALEIGH - In the school's first trip to the State Championship Match, Carrboro blasted past Maiden 3 games to 1, completing an undefeated season at 30-0.

2016 2A Championship Statistics

	1	2	3	4	-	T
Carrboro -	25	25	18	25	-	3
Maiden -	20	17	25	18	-	1

Team Statistics	CHS	MHS
Service Aces	12	4
Attacks	149	103
Kills	49	20
Blocks	7	2
Digs	65	93

Serves - Service Attempts / Aces / Service Errors

CHS: D. Dorsey - 17/5/1, P. Zin - 1/0/0, K. Gosk - 7/0/0, Z. Hurwitz - 14/2/0, P. Newall 3/1/0, E. Fritsch - 1/0/1, D. Alcox - 6/1/3, G. Maggiore - 18/2/3, E. Ollila - 2/0/0, S. Montross - 5/1/2, M. McGuire - 8/0/4.

MHS: E. Sherrill - 13/1/1, K. Morgan - 16/1/0, M. Byrd - 12/1/1, H. Watson - 14/1/0, H. Laxton - 10/0/0, B. Carlton - 10/0/0.

Attacks - Attacks / Kills / Errors

CHS: C. Alcox - 23/8/4, E. Fritsch - 13/6/2, D. Alcox - 7/2/0, G. Maggiore - 16/6/2, D. Cox - 46/16/11, E. Ollila - 32/11/4, S. Montross - 1/0/0, M. McGuire - 1/0/0

MHS: E. Sherrill - 26/8/6, K. Morgan - 24/5/6, M. Byrd - 8/1/0, H. Watson - 3/0/0, H. Laxton - 41/6/6, B. Carlton - 1/0/0.

Service Receptions - Receptions / Reception Errors

CHS: D. Dorsey - 28/3, C. Alcox - 4/1, Z. Hurwitz - 12/0, E. Fritsch - 1/0, G. Maggiore - 1/0, D. Cox - 8/1, E. Ollila - 4/1, M. McGuire - 12/1.

MHS: K. Morgan - 21/3, M. Byrd - 1/0, G. Ingle - 4/0, H. Laxton - 3/1, B. Carlton - 44/4.

Blocks: Solos / Assists / Errors

CHS: Z. Hurwitz - 3/1/0, E. Fritsch - 0/2/0, D. Alcox - 2/3/0, G. Maggiore - 0/3/0, D. Cox - 1/2/1, E. Ollila - 1/1/0.

MHS: M. Byrd - 0/2/3, H. Watson - 0/0/1, N. Berry - 0/2/3, H. Laxton - 2/0/0.

Digs - Digs / Errors

CHS: D. Dorsey - 24/3, C. Alcox - 3/0, Z. Hurwitz - 13/0, D. Alcox - 1/0, G. Maggiore - 17/4, D. Cox - 2/1, S. Montross - 3/0, M. McGuire - 2/1.

MHS: E. Sherrill - 9/1, K. Morgan - 16/3, M. Byrd - 10/1, G. Ingle - 8/3, H. Watson - 17/6, N. Berry - 1/0, H. Laxton - 7/2, B. Carlton 25/8.

CARRBORO NABS FIRST TITLE WITH 3-1 WIN OVER MAIDEN

BY: James Alverson

RALEIGH, N.C. – Carrboro won the school's first volleyball state championship by a three games to one count over Maiden, completing an undefeated season. The Jaguars were led by the 2A Championship M.V.P. Destiny Cox, who had 16 kills on the day in four sets and drew a lot of attention from the Maiden defense all match long.

The Jaguars fell behind early in the first set as Maiden jumped out to an 8-4 advantage before the Jags found their footing and tied the set at 12. Then Carrboro edged in front for the first time at 21-20 before closing out the set without allowing another point at 25-20.

Carrboro cruised through set two, winning the set easily 25-17. Maiden would not go down without a fight as the Blue Devils showed a lot of heart in building a 14-11 lead in the third set before ripping off a 25-18 victory, closing out the set on a tap down at the net by two-time Southern District 7 2A player of the year, Holland Laxton.

Carrboro's power proved too much in the fourth set as the Jaguars swung their heavy hitters to a 25-12 victory in the set to close out the match. The Jaguars finished the season at 30-0, earning their first appearance in the state title game.

Maiden finished the season at 30-1, making the school's first appearance in a State Championship game in any Women's sport.

COX MILL SWEEPS THROUGH CHAPEL HILL TO WIN FIRST CHAMPIONSHIP

BY: James Alverson

RALEIGH, N.C. – Cox Mill dominated all three sets in their sweep of Chapel Hill to win the school's first volleyball championship at historic and newly renovated Reynolds Coliseum. The Chargers got 22 kills from the match M.V.P. Taylor Rowland.

In their first appearance in the State Championship, Cox Mill breezed through the first two sets by identical 25-15 scores using some early big hitting between the two teams in set one set the tone for a power match. The Chargers closed out the match in set three by a score of 25-18.

The Chargers wrapped up the year 34-0 on the season, only dropping 5 sets over the course of the entire season. They only lost two sets in the six rounds of the playoffs. Courtney Weber had 18 assists on the night and Melanie Jones contributed 15 digs to the effort.

Chapel Hill finished the year 24-6 on the season. Katie Huge dished out 13 assists and had five digs in the match. Hannah Wander added nine digs and 3 service aces. The Tigers made their first appearance in the NCHSAA Volleyball finals since they won the championship in 2003.



RALEIGH - Cox Mill powered past Chapel Hill in three sets securing the first title in school history. Taylor Rowland had 22 kills and was named the match M.V.P.

2016 3A Championship Statistics

	1	2	3	-	T
Chapel Hill -	15	15	18	-	0
Cox Mill -	25	25	25	-	3

Team Statistics	CHHS	CMHS
Service Aces	5	0
Attacks	71	76
Kills	16	39
Blocks	3	3
Digs	23	48

Serves - Service Attempts / Aces / Service Errors

CHHS: N. Farrington - 6/0/1, M. Wolf - 4/0/0, K. Huge - 9/1/1, H. Wander - 9/3/1, C. Grubbs - 2/0/1, S. Golden - 8/0/1, A. Korfas - 9/1/1, C. Zwikker - 1/0/0, K. Crider - 1/0/1, S. Breschi - 1/0/0.

CMHS: E. Efir - 12/0/0, N. Bridges - 15/0/5, L. Phillips - 13/0/2, M. Jones - 12/0/2, C. Weber - 10/0/2, T. Rowland - 11/0/0.

Attacks - Attacks / Kills / Errors

CHHS: N. Farrington - 5/0/1, K. Huge - 2/1/0, C. Grubbs - 4/0/1, S. Golden - 22/6/4, C. Zwikker - 6/1/0, B. Rose - 3/0/1, K. Crider - 7/1/4, K. Merkler - 22/7/5.

CMHS: A. Siersma - 15/7/2, L. Phillips - 16/7/2, T. Fitzpatrick - 6/2/1, T. Rowland - 37/22/5, C. Ledet - 2/1/0.

Service Receptions - Receptions / Reception Errors

CHHS: N. Farrington - 14/3, K. Huge - 2/0, H. Wander - 11/1, C. Grubbs - 12/0, S. Golden - 7/0, A. Korfas - 1/0, K. Crider - 1/0, K. Merkler - 9/1.

CMHS: E. Efir - 3/1, N. Bridges - 5/1, A. Wilson - 2/0, L. Phillips - 13/3, M. Jones - 9/1, C. Weber - 1/1, T. Rowland - 3/0.

Blocks: Solos / Assists / Errors

CHHS: K. Huge - 0/1/1, C. Zwikker - 1/0/0, K. Crider - 1/3/0, K. Merkler - 1/2/1.

CMHS: A. Siersma - 1/2/0, L. Phillips - 1/0/0, C. Weber - 0/5/0, C. Ledet - 1/2/0.

Digs - Digs / Errors

CHHS: N. Farrington - 2/0, M. Wolf - 1/0, K. Huge - 5/0, H. Wander - 9/0, C. Grubbs - 4/0, S. Golden - 1/0, A. Korfas - 1/0.

CMHS: E. Efir - 5/3, N. Bridges - 10/0, L. Phillips - 5/0, T. Fitzpatrick - 4/0, M. Jones - 15/1, C. Weber - 2/2, T. Rowland - 7/2.



RALEIGH - Green Hope battled back from a first set loss to take the next three over Reagan on their way to the first volleyball title in school history.

GREEN HOPE BATTLES BACK FROM TOUGH FIRST SET TO TAKE FIRST TITLE OVER REAGAN 3-1

BY: James Alverson

RALEIGH, N.C. – In a hyper-competitive match between two schools making their first appearance in an NCHSAA Volleyball State Championship Match, it was the team that dropped the opening set that came out on top. The Green Hope Falcons battled back after dropping the first set to Reagan 25-18.

2016 4A Championship Statistics

	1	2	3	4	-	T
Green Hope -	18	25	25	25	-	3
Reagan -	25	22	20	17	-	1

Team Statistics	GHHS	RHS
Service Aces	8	4
Attacks	136	114
Kills	43	42
Blocks	11	16
Digs	59	80

Serves - Service Attempts / Aces / Service Errors

GHHS: C. Ruffieuz - 9/2/2, S. Dowler - 25/3/2, M. Wasilak - 1/0/0, K. Adams - 7/1/2, L. Lyons - 10/0/0, K. Dowler - 10/1/0, A. Zhang - 5/0/0, E. Boone - 2/0/1, E. McIndoe - 16/1/0.

RHS: A. Pryce - 19/1/0, N. Stelle - 17/0/0, T. Hartis - 7/0/0, H. Beem - 15/0/0, B. Hatchett - 12/1/0, W. Ward - 20/2/1, J. Robbins - 12/0/1.

Attacks - Attacks / Kills / Errors

GHHS: S. Dowler - 13/5/2, K. Adams - 1/0/0, L. Lyons - 16/5/5, K. Dowler - 31/12/6, A. Zhang - 35/9/5, E. Boone - 18/6/1, A. Engel - 22/7/4.

RHS: K. McMahon - 7/3/1, N. Stelle - 3/2/0, T. Hartis - 4/1/1, H. Beem - 30/13/2, B. Hatchett - 38/10/7, A. Needham - 5/2/0, W. Ward - 1/0/0, J. Robbins - 26/11/3.

Service Receptions - Receptions / Reception Errors

GHHS: K. Adams - 6/2, K. Dowler - 11/0, A. Zhang - 8/1, E. McIndoe - 22/2, B. Henkel - 1/0.

RHS: A. Pryce - 13/5, T. Hartis - 1/0, H. Beem - 19/2, B. Hatchett - 28/6, A. Needham - 1/0, W. Ward - 9/0, J. Robbins - 6/1.

Blocks: Solos / Assists / Errors

GHHS: S. Dowler - 3/3/3, L. Lyons - 0/0/2, A. Zhang - 0/3/0, E. Boone - 2/0/1, M. Whittelsey - 0/1/0, A. Engel - 6/5/1.

RHS: K. McMahon - 2/3/2, N. Stelle - 2/2/1, H. Beem - 4/2/0, B. Hatchett - 1/2/1, A. Needham - 3/4/2, J. Robbins - 4/2/2.

Digs - Digs / Errors

GHHS: S. Dowler - 7/2, K. Adams - 1/1, L. Lyons - 2/2, K. Dowler - 15/8, A. Zhang - 10/3, E. Boone - 5/1, A. Engel - 3/0, E. McIndoe - 16/17.

RHS: A. Pryce - 22/3, N. Stelle - 16/3, T. Hartis - 2/1, H. Beem - 11/3, B. Hatchett - 12/6, W. Ward - 7/2, J. Robbins - 10/2.

The Falcons trailed the Raiders by as many as nine in the opening frame before battling back to within two at 18-16. Reagan took control of the opening set after that brief Green Hope rally, but the the Falcons turned the early momentum and built some confidence in that rally.

That confidence building rally gave way to a seesaw second set that saw numerous ties and lead changes throughout. The two teams were tied at 19, 20 and 21 in the second set before the Falcons took three straight service points and then the set 25-22.

Another nip-and-tuck set went the way of Green Hope in the third set as the Falcons stretched the lead out to 20-15 off of a Sydney Dowler spike. The Falcons managed to hang on to a five-point lead to close out the set 25-20. Green Hope then battled past the Raiders 25-17 in the fourth set, closing out the match and handing the Falcons their first State Championship in volleyball.

Green Hope freshman setter Sydney Dowler had 32 assists on the day, adding three blocks and 5 kills to go with three service aces on her way to match M.V.P. honors. Her older sister, Kayla Dowler, added 12 kills and an ace. The Falcons finished the season 28-1 despite only having three seniors on the roster.



VOLLEYBALL STATE CHAMPIONSHIP RESULTS

OPEN CLASSIFICATION

	CHAMPION	RUNNER-UP	SCORES
1976	Dudley	T. C. Roberson	15-10, 15-11, 16-14
1977	Grimsley	Forbush	15-5, 15-9
1978	Sanderson	Lee County	5-15, 15-10, 15-6
1979	T. C. Roberson	Dudley	15-4, 15-12
1980	Sanderson	Lumberton	15-8, 15-13
1981	Ledford	T. C. Roberson	15-7, 15-6
1982	Enka	Parkland	15-6, 15-11
1983	Jordan	Enka	15-6, 15-11
1984	Jordan	West Henderson	15-13, 15-11

PLAY WENT TO TWO CLASSIFICATIONS IN 1985

YEAR	CHAMPION	1A/2A RUNNER-UP	SCORES	YEAR	CHAMPION	3A/4A RUNNER-UP	SCORES
1985	Ledford	Swansboro	15-6, 12-15, 15-12, 8-15, 15-9	1985	Jordan	Tuscola	15-10, 15-1, 15-6

PLAY WENT TO FOUR CLASSIFICATIONS IN 1986

1A Championships				MVP
YEAR	CHAMPION	RUNNER-UP	SCORES	
1986	Swansboro	Edneyville	2-15, 15-2, 15-11, 15-6	Nicole Wagner, Swansboro
1987	Edneyville	Southwest Onslow	15-6, 15-8, 15-4	Amy Freeman, Edneyville
1988	Edneyville	Swansboro	15-9, 5-15, 15-1, 15-9	Tammy Lyda, Edneyville
				Lynn Riggs, Swansboro
1989	Dixon	Murphy	15-6, 15-7, 16-14	Bobbi Pate, Dixon
1990	Swansboro	Hendersonville	15-9, 13-15, 13-15, 15-8, 15-7	Peace Shepard, Swansboro
1991	Hendersonville	Southwest Onslow	9-15, 15-10, 15-10, 15-8	Mary Goeble, Hendersonville
1992	Hendersonville	Swansboro	15-10, 15-8, 1-15, 10-15, 15-9	Mary Goeble, Hendersonville
1993	Swansboro	Elkin	15-6, 15-6, 16-14	Natalie Moore, Swansboro
1994	Swansboro	Elkin	15-3, 8-15, 15-6, 15-11	Natalie Moore, Swansboro
1995	Swansboro	Elkin	6-15, 9-15, 15-6, 15-5, 15-13	Stephanie Matthews, Swansboro
1996	Elkin	Swansboro	15-1, 15-3, 15-8	Cheryl Foster, Elkin
1997	Hendersonville	Louisburg	15-6, 16-14, 2-15, 11-15, 15-1	Molly Pyles, Hendersonville
1998	Hendersonville	Bunn	15-13, 15-11, 15-8	Molly Pyles, Hendersonville
1999	Hendersonville	Perquimans	15-1, 15-10, 15-6	Molly Pyles, Hendersonville
2000	Hendersonville	Perquimans	15-5, 15-6, 15-7	Molly Pyles, Hendersonville
2001	Durham Sch. of Arts	Hendersonville	13-15, 15-10, 15-12, 2-15, 15-11	Katrelle Armwood, DSA
2002	Rosman	Midway	15-5, 15-6, 15-8	Heather Koontz, Rosman
2003	Starmount	Topsail	25-14, 25-20, 21-25, 25-14	Kerry Wooten, Starmount
2004	Starmount	Farmville Central	25-22, 25-20, 27-25	Yancey Moose, Starmount
2005	Hendersonville	Heide Trask	25-12, 25-16, 25-21	Bailey Hunter, Hendersonville
2006	Hendersonville	Pender	23-25, 26-24, 25-23, 25-20	Bailey Hunter, Hendersonville
2007	Hendersonville	Louisburg	25-21, 25-17, 25-16	Bailey Hunter, Hendersonville
2008	Swain County	Pender	25-14, 25-19, 25-17	Cayla Crawley, Swain
2009	Pender	Rosman	25-18, 17-25, 25-22, 25-20	Jenna Baranowski, Pender
2010	Pender	Rosman	25-17, 25-21, 26-24	Haley Lanier, Pender
2011	North Stokes	NC Science & Math	25-21, 20-25, 25-19, 25-23	Kierston Garner, North Stokes
2012	Hendersonville	Raleigh Charter	25-20, 25-22, 25-20	Hailey Cook, Hendersonville
2013	Starmount	Raleigh Charter	25-10, 25-14, 25-15	Erin Barr, Starmount
2014	Princeton	East Surry	26-24, 25-22, 15-25, 14-25, 15-12	Charley Cox, Princeton
2015	Alleghany	Princeton	25-20, 25-21, 19-25, 25-20	Jade Shepherd, Alleghany
2016	Comm. School Davidson	Louisburg	25-17, 25-11, 25-18	Grace Erskine, Comm. School Davidson



VOLLEYBALL STATE CHAMPIONSHIP RESULTS



2A Championships

YEAR	CHAMPION	RUNNER-UP	SCORES	MVP
1986	Mount Airy	Louisburg	15-10, 15-6, 15-9	Natalie Nester, Mount Airy
1987	Mount Airy	Pender	15-11, 15-9, 15-13	LouAnn Thomas, Mount Airy
1988	Louisburg	Mount Airy	16-14, 11-15, 15-11, 8-15, 16-14	Genie Riggan, Louisburg
1989	Louisburg	Mount Airy	9-15, 15-9, 13-15, 15-13, 15-5	Crystal Cofield, Louisburg
1990	Mount Airy	Louisburg	10-15, 15-12, 15-6, 15-5	Sara Knott, Mount Airy
1991	Southwestern Randolph	Charlotte Catholic	4-15, 15-3, 14-16, 15-11, 15-4	Holly Hill, SW Randolph
1992	Southwestern Randolph	Louisburg	15-9, 15-3, 15-13	Holly Hill, SW Randolph
1993	Mooreville	Louisburg	14-16, 15-7, 15-9, 15-2	Tish McLaughlin, Mooreville
1994	Mooreville	Southern Guilford	15-7, 15-4, 15-0	Star Dyk, Mooreville
1995	Southwest Guilford	Forbush	15-9, 16-14, 15-11	Lori Schott, Southwest Guilford
1996	Forbush	Southwest Guilford	15-5, 15-9, 15-7	Laura Greene, Forbush
1997	Forbush	Southern Guilford	15-3, 15-6, 15-8	Karen Shore, Forbush
1998	Forbush	Southern Guilford	15-7, 15-13, 15-11	Laura Greene, Forbush
1999	Charlotte Catholic	Swansboro	15-11, 15-7, 18-16	Erin Street, Charlotte Catholic
2000	Charlotte Catholic	Southern Guilford	15-2, 15-12, 15-4	Brittany Zahn, Charlotte Catholic
2001	Charlotte Catholic	Southern Vance	15-13, 15-5, 15-10	Erin Street, Charlotte Catholic
2002	Southern Vance	West Iredell	7-15, 15-5, 15-13, 16-14	Arlene Mitchell, Southern Vance
2003	West Henderson	Pender	25-14, 25-16, 25-19	Brooke Stanley, West Henderson
2004	West Henderson	Cedar Ridge	25-16, 25-11, 25-12	Jessie Sims, West Henderson
2005	Cardinal Gibbons	West Henderson	25-17, 25-22, 25-23	Christina Falcone, Card. Gibbons
2006	Cardinal Gibbons	West Henderson	23-25, 25-16, 25-16, 25-21	Katie Kabbes, Cardinal Gibbons
2007	Cardinal Gibbons	Starmount	25-16, 25-13, 25-20	Katie Kabbes, Cardinal Gibbons
2008	West Henderson	Cardinal Gibbons	16-25, 28-26, 25-21, 19-25, 15-10	Erica Cantrell, West Henderson
2009	North Surry	Cedar Ridge	25-13, 25-21, 25-17	Courtney Campbell, North Surry
2010	Starmount	Northeastern	20-25, 25-21, 26-24, 25-23	Ashton Gregory, Starmount
2011	Newton-Conover	Northeastern	25-14, 25-21, 25-19	Isabella Zaliagiris, Newton-Conover
2012	North Surry	South Granville	25-19, 26-24, 19-25, 16-25, 19-17	Malaya Johnson, North Stokes
2013	Hendersonville	Wheatmore	25-20, 26-24, 22-25, 25-21	Cassie Born, Hendersonville
2014	Hendersonville	South Granville	25-14, 28-26, 25-12	Cassie Born, Hendersonville
2015	South Granville	Wheatmore	20-25, 25-21, 25-19, 21-25, 15-12	Megan Fuhr, South Granville
2016	Carrboro	Maiden	25-20, 25-17, 18-25, 25-12	Destiny Cox, Carrboro

3A Championships

YEAR	CHAMPION	RUNNER-UP	SCORES	MVP
1986	D. H. Conley	Enka	16-14, 15-11, 16-14	Trellaney Boyd, D. H. Conley
1987	Trinity	Enka	15-0, 15-11, 15-5	Gail White, Trinity
1988	West Carteret	North Surry	15-11, 10-15, 15-3, 15-8	Shannon McKay, West Carteret
1989	West Henderson	D. H. Conley	15-9, 15-11, 15-11	Josie Youngblood, West Henderson
1990	West Henderson	D. H. Conley	15-2, 15-12, 16-18, 15-11	Josie Youngblood, West Henderson
1991	Smoky Mountain	D. H. Conley	15-10, 15-9, 15-11	Pam Sumner, Smoky Mountain
1992	Smoky Mountain	D. H. Conley	15-6, 5-15, 15-13, 15-13	Pam Sumner, Smoky Mountain
1993	Smoky Mountain	Asheboro	15-7, 15-9, 15-9	Brandi Young, Smoky Mountain
1994	Asheboro	Smoky Mountain	15-7, 6-15, 12-15, 15-4, 15-9	Cody Cross, Asheboro
1995	Fred T. Foard	Asheboro	15-13, 15-2, 11-15, 15-6	Linette Ramseur, Fred T. Foard
1996	Fred T. Foard	Beddingfield	15-2, 15-9, 15-2	Linette Ramseur, Fred T. Foard
1997	Fred T. Foard	Southwest Guilford	15-10, 11-15, 15-7, 15-6	Crissy Harrison, Fred T. Foard
1998	Kings Mountain	East Chapel Hill	18-16, 15-9, 13-15, 15-8	Kristie Brinkley, Kings Mountain
1999	East Henderson	East Chapel Hill	15-5, 15-12, 9-15, 15-13	Juliet Pack, East Henderson
2000	East Henderson	East Chapel Hill	15-10, 15-11, 14-16, 15-4	Juliet Pack, East Henderson
2001	Kings Mountain	East Chapel Hill	15-3, 15-13, 15-4	Carrie Brinkley, Kings Mountain
2002	Fred T. Foard	East Chapel Hill	15-5, 16-14, 15-6	Audra Harrison, Fred T. Foard
2003	Fred T. Foard	Manteo	25-17, 25-11, 25-21	Audra Harrison, Fred T. Foard
2004	Mooreville	Orange	25-22, 25-16, 25-15	Noell Dyk, Mooreville
2005	Fred T. Foard	D.H. Conley	25-21, 25-16, 25-16	Mai Zoua Lo, Fred T. Foard
2006	Southwest Guilford	J.F. Webb	25-22, 25-19, 25-20	Sarah Schermerhorn, SW Guilford
2007	D.H. Conley	West Iredell	20-25, 25-15, 21-25, 25-22, 15-7	Stephanie Lombardo, D.H. Conley
2008	North Iredell	D.H. Conley	25-18, 25-22, 25-17	Molly Rhyne, North Iredell
2009	Cardinal Gibbons	West Henderson	25-14, 25-12, 25-18	Madison Bugg, Cardinal Gibbons
2010	Cardinal Gibbons	North Iredell	25-22, 21-25, 25-21, 25-8	Madison Bugg, Cardinal Gibbons
2011	Cardinal Gibbons	North Iredell	25-19, 25-20, 25-21	Madison Bugg, Cardinal Gibbons
2012	Cardinal Gibbons	Jesse Carson	26-24, 25-18, 25-20	Haleigh Nelson, Cardinal Gibbons
2013	Cardinal Gibbons	Jesse Carson	25-19, 25-13, 26-24	Cheyenne Wood, Cardinal Gibbons
2014	Princeton	East Surry	26-24, 25-22, 15-25, 14-25, 15-12	Charley Cox, Princeton
2015	South Iredell	Asheboro	25-14, 25-11, 25-9	Julia Scoles, South Iredell
2016	Cox Mill	Chapel Hill	25-15, 25-15, 25-18	Taylor Rowland, Cox Mill



VOLLEYBALL STATE CHAMPIONSHIP RESULTS



2A Championships

YEAR	CHAMPION	RUNNER-UP	SCORES	MVP
1986	Mount Airy	Louisburg	15-10, 15-6, 15-9	Natalie Nester, Mount Airy
1987	Mount Airy	Pender	15-11, 15-9, 15-13	LouAnn Thomas, Mount Airy
1988	Louisburg	Mount Airy	16-14, 11-15, 15-11, 8-15, 16-14	Genie Riggan, Louisburg
1989	Louisburg	Mount Airy	9-15, 15-9, 13-15, 15-13, 15-5	Crystal Cofield, Louisburg
1990	Mount Airy	Louisburg	10-15, 15-12, 15-6, 15-5	Sara Knott, Mount Airy
1991	Southwestern Randolph	Charlotte Catholic	4-15, 15-3, 14-16, 15-11, 15-4	Holly Hill, SW Randolph
1992	Southwestern Randolph	Louisburg	15-9, 15-3, 15-13	Holly Hill, SW Randolph
1993	Mooreville	Louisburg	14-16, 15-7, 15-9, 15-2	Tish McLaughlin, Mooreville
1994	Mooreville	Southern Guilford	15-7, 15-4, 15-0	Star Dyk, Mooreville
1995	Southwest Guilford	Forbush	15-9, 16-14, 15-11	Lori Schott, Southwest Guilford
1996	Forbush	Southwest Guilford	15-5, 15-9, 15-7	Laura Greene, Forbush
1997	Forbush	Southern Guilford	15-3, 15-6, 15-8	Karen Shore, Forbush
1998	Forbush	Southern Guilford	15-7, 15-13, 15-11	Laura Greene, Forbush
1999	Charlotte Catholic	Swansboro	15-11, 15-7, 18-16	Erin Street, Charlotte Catholic
2000	Charlotte Catholic	Southern Guilford	15-2, 15-12, 15-4	Brittany Zahn, Charlotte Catholic
2001	Charlotte Catholic	Southern Vance	15-13, 15-5, 15-10	Erin Street, Charlotte Catholic
2002	Southern Vance	West Iredell	7-15, 15-5, 15-13, 16-14	Arlene Mitchell, Southern Vance
2003	West Henderson	Pender	25-14, 25-16, 25-19	Brooke Stanley, West Henderson
2004	West Henderson	Cedar Ridge	25-16, 25-11, 25-12	Jessie Sims, West Henderson
2005	Cardinal Gibbons	West Henderson	25-17, 25-22, 25-23	Christina Falcone, Card. Gibbons
2006	Cardinal Gibbons	West Henderson	23-25, 25-16, 25-16, 25-21	Katie Kabbes, Cardinal Gibbons
2007	Cardinal Gibbons	Starmount	25-16, 25-13, 25-20	Katie Kabbes, Cardinal Gibbons
2008	West Henderson	Cardinal Gibbons	16-25, 28-26, 25-21, 19-25, 15-10	Erica Cantrell, West Henderson
2009	North Surry	Cedar Ridge	25-13, 25-21, 25-17	Courtney Campbell, North Surry
2010	Starmount	Northeastern	20-25, 25-21, 26-24, 25-23	Ashton Gregory, Starmount
2011	Newton-Conover	Northeastern	25-14, 25-21, 25-19	Isabella Zaliagiris, Newton-Conover
2012	North Surry	South Granville	25-19, 26-24, 19-25, 16-25, 19-17	Malaya Johnson, North Stokes
2013	Hendersonville	Wheatmore	25-20, 26-24, 22-25, 25-21	Cassie Born, Hendersonville
2014	Hendersonville	South Granville	25-14, 28-26, 25-12	Cassie Born, Hendersonville
2015	South Granville	Wheatmore	20-25, 25-21, 25-19, 21-25, 15-12	Megan Fuhr, South Granville
2016	Carrboro	Maiden	25-20, 25-17, 18-25, 25-12	Destiny Cox, Carrboro

3A Championships



Championship Venue Information

NC STATE - REYNOLDS COLISEUM

The William Neal Reynolds Coliseum, home of NC State women's basketball, women's gymnastics, women's volleyball and wrestling, is one of the most tradition filled and exciting places in America to watch collegiate athletics. March 2015 saw the beginning of construction on the \$35 million Reynolds Coliseum renovation and the Walk of Fame and History project.

When the renovations are completed in August of 2016, the "new" Reynolds will seat 5,500 and continue the wonderful home court advantage that has been enjoyed by the Wolfpack dating back to the first game on Dec. 2, 1949, when the men's basketball team defeated Washington & Lee by the score of 67-47.

- Courtesy GoPack.com



Wilson®

**EVERY
BALL WE'VE
GOT FOR
EVERYTHING
YOU GIVE.**

**THE OFFICIAL BALL OF
NCHSAA SPORTS.**





VOLLEYBALL STATE CHAMPIONSHIP APPEARANCES



RECORDS SINCE 1975

School	App.	W	L	Pct.	Last App.	School	App.	W	L	Pct.	Last App.
Alleghany	1	1	0	1.000	2015	Myers Park	1	0	1	0.000	2007
Apex	1	1	0	1.000	2010	Newton-Conover	1	1	0	1.000	2011
Asheboro	4	1	3	0.250	2015	N.C. School Science & Math	1	0	1	0.000	2011
Beddingfield	1	0	1	0.000	1996	Northeastern	2	0	2	0.000	2011
Bunn	1	0	1	0.000	1998	North Iredell	3	1	2	0.333	2011
Cardinal Gibbons	11	10	1	0.875	2015	North Stokes	1	1	0	1.000	2011
Carrboro	1	1	0	1.000	2016	North Surry	3	2	1	0.667	2012
Carson, Jesse	2	0	2	0.000	2013	Northwest Guilford	1	0	1	0.000	2015
Cedar Ridge	2	0	2	0.000	2009	Orange	1	0	1	0.000	2004
Chapel Hill	4	2	2	0.500	2016	Parkland	1	0	1	0.000	1982
Charlotte Catholic	4	3	1	0.750	2001	Pender	6	2	4	0.333	2010
Community School Davidson	1	1	0	1.000	2016	Perquimans	2	1	1	0.500	2006
Conley, D. H.	8	2	6	0.250	2008	Person	3	2	1	0.333	2007
Cox Mill	1	1	0	1.000	2016	Pinecrest	2	1	1	0.500	1988
Crest	1	0	1	0.000	1993	Princeton	2	1	1	0.500	2015
Dixon	1	1	0	1.000	1990	Providence	8	5	3	0.625	2014
Dudley	2	1	1	0.500	1979	Raleigh Charter	2	0	2	0.000	2013
Durham School of the Arts	1	1	0	1.000	2001	Reagan, Ronald	1	0	1	0.000	2016
East Chapel Hill	5	0	5	0.000	2002	Reynolds, R. J.	1	1	0	1.000	1994
East Henderson	2	2	0	1.000	2000	Riverside	3	2	1	0.500	2001
East Surry	1	0	1	0.000	2014	Roberson, T.C.	3	1	2	0.333	1981
Edneyville	3	2	1	0.667	1988	Rose	4	3	1	0.750	2014
Elkin	4	1	3	0.250	1996	Rosman	3	1	2	0.333	2010
Enka	4	1	3	0.250	1987	Sanderson	2	2	0	1.000	1980
Farmville Central	1	0	1	0.000	2004	Smoky Mountain	3	2	1	0.667	1994
Foard, Fred T.	6	6	0	1.000	2005	South Granville	3	1	2	0.333	2015
Forbush	5	3	2	0.600	1998	South Iredell	1	1	0	1.000	2015
Freedom	1	1	0	1.000	2000	Southern Guilford	4	0	4	0.000	2000
Green Hope	1	1	0	1.000	2016	Southern Vance	2	1	1	0.500	2002
Grimsley	1	1	0	1.000	1977	Southwest Guilford	4	2	2	0.500	2006
Hendersonville	14	12	2	0.857	2014	Southwest Onslow	2	0	2	0.000	1991
Hoggard	5	0	5	0.000	2011	Southwestern Randolph	2	2	0	1.000	1992
Hough, W.A.	1	0	1	0.000	2013	Starmount	5	4	1	0.800	2013
Jordan, C.E.	6	6	0	1.000	1990	Swain County	1	1	0	1.000	2008
Kell, Ardrey	2	1	1	0.500	2012	Swansboro	9	5	4	0.556	1999
Kings Mountain	2	2	0	1.000	2001	Topsail	1	0	1	0.000	2003
Laney	1	0	1	0.000	1996	Trask, Heide	1	0	1	0.000	2005
Ledford	2	2	0	1.000	1985	Trinity	1	1	0	1.000	1987
Lee County	1	0	1	0.000	1978	Tuscola	8	1	7	0.125	1992
Leesville Road	1	0	1	0.000	2012	Wakefield	1	1	0	1.000	2013
Louisburg	9	2	7	0.222	2016	Watauga	2	0	2	0.000	1998
Lumberton	1	0	1	0.000	1980	Webb, JF	1	1	0	1.000	1988
Maiden	1	0	1	0.000	2016	West Carteret	2	2	0	1.000	2000
Manteo	1	0	1	0.000	2003	West Charlotte	2	2	0	1.000	2000
Midway	1	0	1	0.000	2002	West Henderson	10	5	5	0.500	2014
Millbrook	3	3	0	1.000	1995	West Iredell	2	0	2	0.000	2007
Mooresville	3	3	0	1.000	2004	Wheatmore	2	0	2	0.000	2015
Mount Airy	5	3	2	0.600	1990						
Mount Tabor	1	0	1	0.000	2008						
Murphy	1	0	1	0.000	1990						



VOLLEYBALL STATE PLAYOFF RECORDS (ALL-TIME)



RECORDS SINCE 1975

CLASS	SCHOOL	APP	W	L	PCT	LAST APP	CLASS	SCHOOL	APP	W	L	PCT	LAST APP
O,1-2A,1A	Acme-Delco	10	3	10	.231	1991	1A	Chatham Central	16	8	16	.333	2016
1A	Albemarle	16	15	15	.500	2014	1A	Cherokee	10	0	10	.000	2012
O,4A	Alexander Central	16	9	16	.360	2016	1A	Cherryville	11	4	11	.267	2016
O,1A	Alleghany	27	39	26	.600	2016	1-2A,1A	Chocowinity	7	3	7	.300	1996
1A	Andrews	13	7	13	.350	2016	1-2A,3A,4A	Clayton	13	6	13	.316	2016
O,3-4A,3A	Andrews, T.W.	7	9	6	.600	2010	3A	Cleveland	6	5	6	.455	2016
4A,3A	Anson	12	4	12	.250	2015	2A	Clinton	11	3	11	.214	2016
4A	Apex	24	36	33	.522	2016	1A	Columbia	13	1	13	.071	2014
4A	Ardrey Kell	10	21	9	.700	2016	1A	Comm. Sch. Davidson	5	16	4	.800	2016
4A	Ashbrook	4	1	4	.200	2008	3A	Concord	10	4	10	.286	2013
O,1-2A,1A,2A	Ashe Central	12	4	12	.250	2009	O,3-4A,4A,3A	Conley, D. H.	35	90	32	.738	2016
O,3A	Asheboro	21	26	20	.565	2016	2A,3A	Corinth-Holders	6	5	6	.455	2016
4A,3A	Asheville	3	1	3	.250	2012	2A,3A	Cox Mill	7	12	6	.667	2016
4A	Ashley	11	6	11	.353	2016	4A,3A	Crest	24	19	24	.442	2016
4A	Athens Drive	17	13	17	.433	2015	1A	Creswell	8	2	8	.200	2012
O,1A	Aurora	9	6	9	.400	1997	2A	Croatan	11	11	11	.500	2016
O,2A,1A	Avery County	23	13	23	.361	2016	O,1-2A,1A	Cullowhee	4	3	4	.429	1986
2A,3A	Aycock, C.B.	18	16	18	.471	2016	O,3A	Cummings	3	0	3	.000	2014
O,1-2A,2A	Ayden-Grifton	17	4	17	.190	2016	1A,2A,3A	Currituck	23	21	23	.477	2016
2A	Bandys	20	11	20	.355	2016	2A	Cuthbertson	4	2	4	.333	2016
3A, 2A	Bartlett Yancey	13	9	13	.409	2016	O,4A	Davie County	22	8	22	.267	2016
1A	Bear Grass	10	1	10	.091	2016	1-2A,1A	Denton	2	0	2	.000	1986
4A,3A,2A	Beddingfield	18	17	18	.486	2013	1A,2A	Dixon	26	34	26	.567	2016
4A	Berry Academy	7	0	7	.000	2015	2A	Draughn, Jimmy C.	8	6	8	.429	2016
3A	Bertie	6	0	6	.000	2008	O,3-4A,4A	Dudley	14	18	14	.563	2013
2A,1A	Bessemer City	8	0	8	.000	2015	O,3-4A	Durham	2	2	2	.500	1985
O	Bethany	1	0	1	.000	1976	1A,2A	Durham Sch. Of Arts	14	14	14	.500	2016
1A	Bishop McGuinness	10	11	10	.524	2016	2A,1A	East Bladen	15	11	15	.423	2015
1A	Bladenboro	7	1	7	.125	2000	4A,2A	East Burke	13	4	13	.235	2016
1A	Blue Ridge	15	2	15	.118	2016	O,2A,1A	East Carteret	19	8	19	.296	2016
O	Bowman	2	1	2	.333	1977	3A,4A	East Chapel Hill	16	28	16	.636	2016
O,3A,2A	Brevard	16	21	16	.568	2016	2A,1A	East Columbus	16	1	16	.059	2016
4A	Britt, Jack	5	4	5	.444	2013	1-2A,2A	East Davidson	20	9	20	.310	2016
O,4A	Broughton, Needham	23	23	23	.500	2016	1-2A,2A	East Duplin	23	34	23	.596	2016
O,3-4A,4A	Brown, A.L.	5	6	5	.545	1986	O,3-4A,4A	East Forsyth	18	2	18	.100	2016
2A	Bunker Hill	7	8	7	.545	2016	O,3-4A,3A,4A	East Gaston	18	3	18	.143	2016
1-2A,2A,1A	Bunn	22	22	22	.500	2016	O,3A,2A	East Henderson	16	20	14	.588	2016
3A	Burns	4	0	4	.000	2013	3A,2A	East Lincoln	14	7	14	.333	2016
4A	Butler	15	7	15	.318	2016	O,4A	East Mecklenburg	6	7	6	.538	2016
O,4A	Byrd, Douglas	7	4	7	.364	1994	1A	East Montgomery	21	3	21	.125	2013
1A	Camden	25	45	25	.643	2016	3-4A,3A	East Rowan	17	7	17	.292	2015
O,4A	Cape Fear	9	8	9	.471	2016	3-4A,3A,2A	East Rutherford	18	5	18	.217	2016
1A	Cape Hatteras	7	2	7	.222	2016	1-2A,2A,1A	East Surry	28	39	28	.582	2016
2A,3A, 4A	Cardinal Gibbons	12	66	2	.971	2016	3-4A,3A,4A	East Wake	20	7	20	.259	2015
2A	Carrboro	9	18	8	.692	2016	1A	East Wake Academy	3	1	3	.250	2016
3A	Carson, Jesse	8	17	8	.680	2016	1A	East Wilkes	12	6	12	.333	2015
O,4A	Cary	15	11	15	.423	2012	O,2A,3A	Eastern Alamance	14	10	14	.417	2016
2A,3A	Cedar Ridge	13	35	13	.714	2015	3A	Eastern Guilford	3	3	3	.500	2006
1A	Central Academy	5	1	5	.167	2012	O,1A	E. NC Sch. f/t Deaf	3	1	3	.250	1989
3-4A,3A,4A	Central Cabarrus	20	15	20	.429	2007	3A,2A	Eastern Randolph	18	7	18	.280	2016
3A	Central Davidson	16	12	16	.429	2015	3A	Eastern Wayne	7	5	7	.417	2016
1A	Challenger	1	0	1	.000	2009	2A	Edneyville	14	20	12	.625	1992
O,3-4A,4A,3A	Chapel Hill	30	61	28	.685	2016	O,1-2A,1A	Elkin	15	27	14	.659	2006
2A,3A,4A	Charlotte Catholic	29	59	26	.694	2016	O,3-4A,3A	Enka	32	55	31	.640	2016
O,3-4A,3A,2A	Chase	8	2	8	.200	2012	4A	Enloe	7	6	7	.462	2013



VOLLEYBALL STATE PLAYOFF RECORDS (ALL-TIME)



RECORDS SINCE 1975

CLASS	SCHOOL	APP	W	L	PCT	LAST APP	CLASS	SCHOOL	APP	W	L	PCT	LAST APP
3A	Erwin, Clyde	8	7	8	.467	2014	1A	Jamesville	14	4	14	.222	2009
2A	Fairmont	18	10	18	.357	2016	O	Jay, Allen	1	1	1	.500	1977
1A	Falls Lake Academy	1	0	1	.000	2016	1A	Jefferson, Thomas	2	0	2	.000	2014
2A,1A,2A	Farmville Central	20	20	20	.500	2016	1A	Jones Senior	1	0	1	.000	2015
3-4A,4A,3A	Fike, Ralph L.	19	12	15	.444	2016	0,3-4A,4A	Jordan, C.E.	28	50	22	.694	2015
2A	First Flight	13	21	13	.618	2016	1A	Jordan-Matthews	5	0	5	.000	2012
0,3A	Foard, Fred T.	30	58	27	.682	2016	2A,1A	Kenan, James	15	3	15	.167	2014
0,3-4A,2A	Forbush	38	79	35	.693	2016	1A	Kestrel Heights	1	0	1	.000	2013
2A	Forest Hills	4	0	4	.000	2009	1A	KIPP Pride	3	0	3	.000	2013
3A	Forestview	12	3	12	.200	2016	3-4A,3A	Kings Mountain	30	39	28	.582	2016
0,3-4A,3A,2A	Franklin	22	19	22	.463	2015	3A	Kinston	2	0	2	.000	2012
1A	Franklin Academy	4	4	4	.500	2016	4A	Knightdale	5	0	5	.000	2015
2A,1A	Franklinton	19	11	19	.367	2016	3A,4A	Lake Norman	10	13	10	.500	2015
4A	Freedom	15	18	14	.563	2011	1A,2A	Lake Norman Charter	7	16	7	.000	2016
2A,3A,4A	Fuquay-Varina	14	12	14	.462	2016	0,1-2A,1A	Lakewood	20	23	20	.535	2016
0,4A	Garinger	8	7	8	.467	2005	0,3-4A,4A	Laney	25	21	25	.457	2016
4A	Garner	13	5	13	.278	2015	0,1-2A,2A,3A	Ledford	37	37	35	.514	2016
1A	Gates County	22	15	22	.405	2016	0,3-4A,4A	Lee County	18	17	17	.500	2016
4A,3A	Glenn	16	2	16	.111	2016	4A	Leesville Road	8	13	8	.619	2016
4A,3A	Goldsboro	4	0	4	.000	2016	0,1A	Lejeune	12	6	12	.333	2014
0,2A,1A	Graham	13	1	13	.071	2016	1A	Lincoln Charter	6	8	6	.571	2016
2A,1A	Granville Central	7	3	7	.300	2016	3A,2A	Lincolnton	9	1	9	.100	2008
1A	Gray Stone Day	11	4	11	.267	2016	0,1-2A,2A,1A	Louisburg	36	70	33	.680	2016
3A	Gray's Creek	12	10	12	.455	2016	0,3-4A	Lumberton	12	8	12	.400	2013
4A	Green Hope	14	26	13	.667	2016	2A	Madison	5	1	5	.167	2012
0,2A	Greene Central	4	0	4	.000	2008	2A,1A	Maiden	20	20	20	.500	2016
0,4A	Grimsley	19	14	19	.424	2016	4A	Mallard Creek	5	3	5	.375	2016
1A	Hallsboro	5	2	5	.286	1991	1A,2A,3A	Manteo	25	32	25	.561	201
0,3-4A,4A	Harding	12	10	12	.455	2010	3A	Marvin Ridge	10	17	10	.630	2016
3A	Harnett Central	17	13	17	.433	2016	1A	Mattamuskeet	5	1	5	.167	2016
3A	Havelock	13	11	13	.458	2011	4A	McDowell County	11	7	11	.389	2014
1A	Hayesville	15	11	15	.423	2016	3A,2A	McMichael	23	18	23	.439	2016
0,1-2A,1A,2A	Hendersonville	32	95	21	.819	2016	4A	Middle Creek	3	2	3	.400	2016
4A	Heritage	2	3	2	.600	2015	1-2A,1A,2A	Midway	28	20	28	.417	2016
3A	Hertford	7	0	7	.000	2016	0,3-4A,4A	Millbrook	26	45	22	.672	2016
3-4A	Hibriten	2	1	2	.333	1996	1-2A,2A	Mitchell County	21	12	21	.364	2014
3A	Hickory	13	16	13	.552	2016	0,2A,3A,4A	Mooresville	25	37	22	.627	2013
3A	Hickory Ridge	10	9	10	.474	2016	3A	Morehead	20	7	20	.259	2016
0,3A	High Point Central	10	3	10	.231	2015	2A,1A	Mount Airy	17	31	14	.689	2016
1A	Highland Tech	7	2	7	.222	2016	2A	Mount Pleasant	18	10	18	.357	2016
1A	Highlands	16	4	16	.200	2015	4A	Mount Tabor	12	21	12	.636	2016
0,4A	Hillside	3	4	3	.571	1991	0,2A	Mountain Heritage	14	8	14	.364	2016
1A	Hiwassee Dam	13	9	13	.409	2016	1A	Mountain Island Ch.	1	0	1	.000	2016
1A	Hobbs	11	2	11	.154	2016	1A	Murphy	23	25	23	.521	2016
0,3-4A,4A	Hoggard	34	78	34	.696	2016	3-4A,4A	Myers Park	24	32	24	.593	2016
4A	Hoke County	9	1	9	.100	2016	1A	Nakina	3	3	3	.500	1991
4A	Holly Springs	8	2	8	.200	2016	1A	Nantahala	6	0	6	.000	2014
2A	Holmes, J.A.	10	9	10	.474	2009	3A	Nash County	3	0	3	.000	2010
4A	Hopewell	13	9	13	.409	2016	2A,1A	NC Sch of Sci & Math	14	14	14	.500	2016
4A	Hough	7	20	7	.741	2016	4A	New Bern	10	8	10	.444	2016
3A	Hunt	17	9	17	.346	2016	4A	New Hanover	9	3	9	.250	2016
4A,3A,2A	Hunter Huss	6	0	6	.000	2015	0,2A	Newton-Conover	28	35	27	.565	2016
4A	Independence	6	0	6	.000	2014	0,2A	North Brunswick	9	3	9	.250	2016
4A	Jack Britt	9	11	9	.550	2016	3A	North Buncombe	13	9	13	.409	2016
4A,3A	Jacksonville	15	8	15	.348	2016	3A,4A	North Davidson	17	4	17	.190	2016



VOLLEYBALL STATE PLAYOFF RECORDS (ALL-TIME)



RECORDS SINCE 1975

CLASS	SCHOOL	APP	W	L	PCT	LAST APP	CLASS	SCHOOL	APP	W	L	PCT	LAST APP
1A	North Duplin	12	8	12	.400	2015	3A,4A	Porter Ridge	10	3	10	.231	2016
1-2A,1A	North Edgecombe	16	2	16	.111	2014	1A	Princeton	24	38	23	.623	2016
3-4A,4A	North Forsyth	12	11	12	.478	2006	4A	Providence	28	77	23	.770	2016
0,3A	North Gaston	15	4	15	.211	2015	2A	Providence Grove	9	11	9	.550	2016
2A,3A	North Henderson	20	30	20	.600	2016	4A	Purnell Swet	6	0	6	.000	2013
0,3-4A,3A	North Iredell	23	40	23	.635	2016	1A	Queen's Grant	1	0	1	.000	2015
1A,2A	North Johnston	18	8	18	.308	2016	0,3-4A,3A,4A	Ragsdale	22	14	22	.389	2015
3-4A,3A,2A	North Lenoir	18	17	18	.486	2016	1A	Raleigh Charter	12	23	12	.657	2016
1A,2A,3A	North Lincoln	13	7	13	.350	2016	2A	Randleman	13	13	13	.500	2016
4A	North Mecklenburg	23	20	23	.465	2015	3A,4A	Reagan	11	22	11	.667	2016
1A	North Moore	28	15	28	.349	2016	1A	Red Springs	6	0	6	.000	2016
1-2A,2A	North Pitt	22	12	22	.353	2016	0,3-4A,4A	Reidsville	5	3	5	.375	1986
3A,2A	North Rowan	8	0	8	.000	2015	1A	Research Triangle	1	0	1	.000	2015
2A	North Stanly	10	1	10	.091	2016	3-4A,4A	Reynolds, A.C.	19	15	19	.441	2016
1A	North Stokes	10	16	9	.640	2016	3-4A,4A	Reynolds, R. J.	13	12	13	.480	2016
0,3-4A,3A,2A	North Surry	27	54	26	.675	2016	1A,2A	Richlands	11	9	11	.450	2015
0,2A	North Wilkes	7	5	7	.417	2016	3-4A,4A	Richmond Senior	18	9	18	.333	2016
1A	Northampton	2	0	2	.000	2016	1A	River Mill Academy	1	0	1	.000	2015
1A	Northampton Co-West	3	0	3	.000	2011	4A	Riverside	19	36	19	.655	2015
1A	Northampton Co-East	7	0	7	.000	2011	1A	Riverside (Martin)	7	21	7	.750	2016
3A	Northeast Guilford	6	3	6	.333	2008	2A	Roanoke Rapids	6	0	6	.000	2016
4A,2A	Northeastern	16	29	16	.644	2016	0,1A	Roanoke	4	0	4	.000	2006
0,4A	Northern Durham	11	5	11	.313	2009	1A	Robbinsville	16	9	16	.360	2016
3A	Northern Guilford	9	8	9	.471	2016	0,3-4A,3A,4A	Roberson, T.C.	18	30	17	.638	2016
0,3-4A,4A,3A	Northern Nash	23	9	23	.281	2016	3A,4A	Robinson, Jay M.	13	2	13	.000	2016
3A,2A	Northern Vance	14	4	14	.222	2016	3A	Rockingham County	17	7	17	.292	2016
1A	Northside (Pinetown)	11	4	11	.267	2016	4A,3A	Rocky Mount	19	4	19	.174	2016
2A	Northside (Jax)	9	2	9	.182	2016	4A	Rolesville	1	0	1	.000	2016
1A	Northwest Ashe	5	3	5	.375	1997	3-4A,4A	Rose	26	42	23	.646	2016
3A	Northwest Cabarrus	9	1	9	.100	2014	1A	Rosewood	20	14	20	.412	2016
3A,4A	Northwest Guilford	27	45	27	.625	2016	1A	Rosman	24	50	23	.685	2016
2A	Northwood	4	1	4	.200	2016	3A,2A	R-S Central	23	9	23	.281	2016
1A	Ocracoke	1	0	1	.000	2015	1A	Roxboro Community	7	13	7	.650	2016
4A,3A	Olympic	18	0	18	.000	2016	3A,2A	Salisbury	11	3	11	.214	2016
3A,2A	Orange	13	24	13	.778	2016	0,3-4A,4A	Sanderson, Jesse O.	23	21	23	.477	2016
3A,4A	Overhills	8	2	8	.200	2016	0,4A,3A	Sanford, Terry	24	16	24	.400	2016
2A	Owen, Charles D.	13	4	13	.235	2013	4A	Scotland	15	15	15	.500	2016
1A	Oxford Preparatory	2	0	2	.000	2016	4A	Seventy-First	8	4	8	.333	2009
0,3-4A,4A	Page	26	15	26	.366	2016	3A,2A	Shelby	9	1	9	.100	2014
1A,2A	Pamlico	21	18	21	.462	2016	0,3A	Smith, Ben L.	3	1	3	.250	1999
4A	Panther Creek	5	3	5	.375	2016	0,4A	Smith, E.E.	16	1	16	.059	2013
0,3-4A,3A	Parkland	10	11	10	.524	2009	3-4A,4A	Smithfield-Selma	6	2	6	.250	2010
2A,3A	Parkwood	8	0	8	.000	2016	3A,2A	Smoky Mountain	16	26	13	.667	2015
2A	Pasquotank	7	2	7	.222	2013	0,2A,3A	South Brunswick	18	17	18	.486	2016
2A,3A	Patton	6	2	6	.250	2013	4A	South Caldwell	9	2	9	.182	2016
0,1-2A,3A,2A,1A	Pender	32	64	30	.681	2016	3A,4A	South Central	13	23	13	.333	2016
1A	Perquimans	27	42	27	.609	2016	2A	South Columbus	16	11	16	.407	2016
0,4A	Person	18	31	16	.660	2016	1A	South Creek	7	0	7	.000	2016
3A	Piedmont	5	4	5	.444	2014	1A	South Davidson	7	2	7	.222	2016
0,4A	Pine Forest	11	4	11	.267	2015	2A,3A	South Granville	17	30	16	.652	2016
1A	Pine Lake Preparatory	2	0	2	.000	2016	0,3A,4A,2A	South Iredell	21	19	20	.487	2016
0,4A	Pinecrest	29	41	29	.586	2016	0,3-4A,3A,4A	South Johnston	23	10	23	.303	2015
3A,2A	Pisgah	17	20	17	.541	2015	2A	South Lenoir	24	21	24	.467	2016
2A,1A	Plymouth	6	3	6	.333	2016	0,3-4A,4A	South Mecklenburg	21	12	21	.364	2016
1A,2A	Polk County	19	23	19	.548	2016	0,3A	South Point	11	0	11	.000	2014



VOLLEYBALL STATE PLAYOFF RECORDS (ALL-TIME)



RECORDS SINCE 1975

CLASS	SCHOOL	APP	W	L	PCT	LAST APP	CLASS	SCHOOL	APP	W	L	PCT	LAST APP
1A	South Robeson	6	3	6	.333	2014	2A,3A,4A	Weddington	15	22	15	.595	2016
4A,3A	South Rowan	6	2	6	.250	2016	1A	Weldon	4	0	4	.000	2016
1A	South Stanly	12	9	12	.429	2016	2A	West Bladen	9	1	9	.000	2016
0,4A,1A,2A	South Stokes	14	8	14	.364	2016	2A,3A	West Brunswick	18	8	18	.308	2015
0,3-4A,4A	South View	25	15	25	.375	2016	2A	West Caldwell	9	0	9	.000	2007
0,3-4A,2A,3A	Southeast Guilford	8	3	8	.273	2016	0,3-4A,3A	West Carteret	22	26	22	.542	2016
1A	Southeast Halifax	7	1	7	.125	2015	3-4A,4A	West Charlotte	16	24	14	.632	2002
4A	Southeast Raleigh	11	4	11	.267	2014	0,1-2A,2A,1A	West Columbus	10	3	10	.231	2009
0,3-4A,3A,4A	Southern Alamance	34	27	34	.443	2016	3A	West Craven	10	2	10	.167	2015
0,3-4A,3A	Southern Durham	11	4	11	.267	2002	1-2A,2A,1A	West Davidson	26	47	26	.644	2016
0,3-4A,3A,2A	Southern Guilford	30	38	30	.559	2014	4A	West Forsyth	25	31	25	.554	2016
3A	Southern Lee	4	0	4	.000	2013	0,3-4A,4A,3A,2A	West Henderson	33	83	29	.741	2016
3-4A,3A	Southern Nash	10	1	10	.091	2009	0,2A,3A	West Iredell	25	43	25	.632	2016
3A,2A	Southern Vance	19	29	18	.617	2014	4A	West Johnston	8	1	8	.111	2016
3A	Southern Wayne	5	0	5	.000	2013	2A	West Lincoln	15	1	15	.063	2012
1A	Southside	8	2	8	.200	2016	4A	West Mecklenburg	7	0	7	.000	2009
0,3-4A,3A,2A	Southwest Edgecombe	21	16	21	.432	2015	2A,1A	West Montgomery	22	19	22	.463	2016
3A,2A,4A	Southwest Guilford	24	36	22	.621	2016	3A,2A	West Rowan	8	3	8	.273	2016
1-2A,1A,2A	Southwest Onslow	20	30	20	.600	2012	2A	West Stanly	9	7	9	.438	2016
1-2A,2A,3A	SW Randolph	27	40	26	.606	2016	2A	West Stokes	9	3	9	.250	2016
1A	Spring Creek	7	7	7	.500	2016	1A,2A	West Wilkes	10	10	10	.500	2016
2A	St. Pauls	18	2	18	.100	2013	3-4A,3A,2A	Western Alamance	17	11	17	.393	2016
0,3-4A,3A	St. Stephens	24	19	24	.442	2016	0,3-4A,3A,2A	Western Guilford	25	22	25	.468	2016
2A,1A	Starmount	27	58	23	.716	2016	3A	Western Harnett	5	2	5	.286	2016
3A	Statesville	14	7	14	.333	2016	3-4A	Westover	1	2	1	.667	1985
2A	Stuart W. Cramer	4	0	4	.000	2016	2A	Wheatmore	8	22	8	.733	2016
3A	Sun Valley	17	7	17	.292	2016	3A	White Oak	13	3	13	.188	2012
1-2A,2A,1A	Surry Central	24	14	24	.368	2015	0,1-2A,2A,1A	Whiteville	26	17	26	.395	2016
0,1-2A,1A	Swain County	31	31	31	.500	2016	3A,2A	Wilkes Central	7	0	7	.000	2014
0,1-2A,1A,2A,3A	Swansboro	35	73	29	.716	2016	1-2A,1A	Williams Township	4	0	4	.000	1989
0,1-2A,2A	Sylva-Webster	5	4	5	.444	1987	3-4A,3A,4A	Williams, Walter	15	8	15	.348	2016
1A	Tar Heel	8	8	8	.500	2000	1A	Williamston	11	14	11	.560	2009
3A	Tarboro	8	0	8	.000	2016							
0,2A	Thomasville	5	3	5	.375	2014							
1A,3A	Topsail	17	24	17	.585	2016							
1A	Trask, Heidi	10	9	10	.500	2013							
0,3-4A,3A,2A	Trinity	22	16	21	.432	2016							
4A,3A	Triton	19	40	19	.678	2016							
3-4A,4A,3A	Tuscola	20	42	18	.700	2016							
0,1A	Union	16	6	16	.273	2014							
1A	Union Academy	6	2	6	.250	2016							
2A,3A	Union Pines	17	12	17	.414	2015							
1A	Uwharrie Charter	1	0	1	.000	2015							
0	Vaiden-Whitley	1	0	2	.000	1975							
4A	Vance, Zebulon	7	2	7	.222	2002							
1A	Voyager Academy	4	8	4	.667	2016							
3A	Waddell	1	0	1	.000	2006							
0,2A,3A,4A	Wake Forest-Rolesville	18	15	18	.455	2014							
4A	Wakefield	15	19	15	.559	2016							
1A	Walkertown	1	0	1	.000	2013							
0,1A	Wallace-Rose Hill	9	7	9	.438	2016							
2A	Warren County	1	0	1	.000	1998							
3A,2A	Washington	8	1	8	.111	2016							
0,3-4A,4A	Watauga	34	54	34	.614	2016							
3A	Webb	13	19	13	.594	2016							



“Oh, to be back in school.”

Some of the best years of our lives are the ones we spend going to classes, having fun, and rooting for our team. Enjoy every minute.

Wells Fargo is proud to salute the NCHSAA Cross Country State Championships!

wellsfargo.com

© 2016 Wells Fargo Bank, N.A. All rights reserved. Member FDIC. (3400001_19444)

Together we'll go far





NORTH CAROLINA HIGH SCHOOL ATHLETIC ASSOCIATION

41st Annual VOLLEYBALL STATE CHAMPIONSHIPS

