



# 2015 Championship Retrospectives



## 1A - PLYMOUTH DOWNS ROBBINSVILLE 28-20

WINSTON-SALEM, N.C. - The Plymouth Vikings jumped out to a 21-0 lead in the opening quarter and held off Robbinsville 28-20 to win the school's third football championship. Chad Dance opened the scoring on a 54-yard touchdown run to give the Vikings a lead they would not relinquish. Chris Kelly tacked on a one-yard touchdown run to put Plymouth up 14-0 before Dion McDonald recovered a fumble and rumbled 17 yards for a score to give the Vikings their largest lead of the day at 21-0 with 4:53 to play in the first.

Dance accounted for 113 yards on the ground with 15 carries. He was only out performed by teammate Chris Kelly who rushed for 150 yards on 27 attempts, including two touchdowns on his way to being named the game's M.V.P.

Robbinsville responded with Colby Hemphill crossing the plane from 3 yards out with 1:41 to go in the first and adding a two-point conversion to trim the lead to 21-8. Hemphill also scored in the fourth quarter, but the conversion failed and kept the Knights down 28-14 with six minutes to play. Hemphill accounted for 60 yards rushing with two touchdowns on the afternoon. Lane Millsaps, who rushed for 132 yards on 16 carries to lead Robbinsville, caught a 9-yard pass for a score from Colton Millsaps trimming the lead to 28-20 with 2:17 to go, but the conversion again failed and Plymouth hung on to secure the victory and wrap up a 14-2 season.

## 1AA - WALLACE-ROSE HILL BAGS BACK-TO-BACK TITLES WITH 48-28 TRIMUPH OVER MITCHELL

WINSTON-SALEM, N.C. - Wallace-Rose Hill rode running back Johnnie Glaspie's five touchdown performance to a 48-28 victory over Mitchell, claiming the school's fifth football state championship. The Bulldogs out rushed the Mountaineers 423-169, largely thanks to Glaspie's efforts, as he compiled 261 yards on 25 carries, averaging better than 10 yards per carry. He was named the game's M.V.P.

Glaspie opened the scoring with an 11-yard run just 4:17 into the game. He also scored from 4, 3, 59 and 76 yards on the afternoon. The Bulldogs also got 117 yards from Johnnta Wilson who carried the ball 16 times.

Mitchell's Tre Carson caught three touchdown passes among his 8 receptions for 139 yards. His third touchdown catch, his longest reception of the day at 57 yards, cut the Wallace-Rose Hill lead to 10 at 38-28 with just 33 seconds to go in the third quarter. However, that would be the final score for Mitchell in the game, as the Bulldog defense stiffened in the fourth while the WRH offense tacked on 10 more points, a Yahir Cano 28 yard field goal and the icing 76-yard run by Glaspie with 3:17 to play.

Turnovers were the Mountaineers undoing as the Bulldogs picked off three Ben Young passes. The Bulldogs only had one turnover as Mitchell pounced on a single fumble on the day. Wallace-Rose Hill finished the season 15-1, winning back-to-back state championships and capturing the school's fifth title.

## 2A - SHELBY RIPS OFF THIRD STRAIGHT CHAMPIONSHIP BEATING KINSTON 57-21

RALEIGH, N.C. - Shelby's Darquez Lee threw five touchdown passes, two to Jayden Borders, as the Golden Lions secured their eighth, and third consecutive, state football championship beating Kinston 57-21. Lee's five touchdown passes came on 15-31 passing for 256 yards and included an 80-yard bomb to Borders to open the scoring just 20 seconds into the contest. Borders caught six passes for 135 yards on the afternoon, the other score coming from just one yard out.



Photo by MaxPreps.com

RALEIGH - The Monroe Redhawks celebrate the 2AA State Championship, the school's first football state title, after a 38-19 win over Bunn.

The Shelby defense stifled the Viking rushing attack all day, bottling Kinston backs up for just 9 yards on the ground on 21 attempts. The Golden Lions also forced four turnovers, three interceptions and a fumble recovery, to go along with a safety. Meanwhile, Shelby's offense racked up 214 yards on 41 carries helping the Golden Lions jump out to a 36-0 lead before Kinston cracked the scoreboard with 47 seconds to play in the first half on a 15-yard touchdown pass from Thomas Vermillion to Kam'ryn Webster cutting the lead to 36-6 at the half.

## 2AA - Monroe's first title, Wall's four touchdown passes carry Monroe past Bunn 38-19

RALEIGH, N.C. - Zephaniah Wall was simply unstoppable as he led the Monroe offense, racking up 283 yards through the air on 16-25 passing, including four touchdowns as Monroe won the school's first state championship beating Bunn 38-19. Wall opened the scoring finding Desmen Robinson in the end zone from two yards out giving the Redhawks an early 7-0 lead with 7:32 to go in the first. He added two more touchdown passes in the second quarter, one of 26 yards to Braxton Knotts and another from 23 yards away to Jadarius McManus, to give Monroe a 21-0 halftime advantage.

McManus then busted the second play of the second half 60 yards on another Wall pass to give the Redhawks a 28-0 lead in the early third. McManus accounted for 171 yards on seven receptions Knotts took Monroe's next play 51 yards to the house on a handoff to extend the lead to 35-0 with 8:13 to go in the third. He racked up 111 yards on 12 carries including the 51 yard touchdown run.

Bunn finally got on the board on a 1-yard Chris Bumpers run with 1:19 to play in the third, trimming the Redhawks lead to 35-7. The Redhawks kept Bunn star running back Tevin Perry in check for much of the game. Perry had 158 yards on 28 carries, but just had one score. The Wildcats only completed one pass on the day for 44 yards.

## 3A - ROCKY MOUNT STORMS BACK TO WIN OT THRILLER OVER SOUTH POINT 24-21

CHAPEL HILL, N.C. - Excitement was the word right from the opening kickoff as Rocky Mount's B.J. Sanders streaked 81 yards on the opening kickoff for a touchdown to give the Gryphons the early



# 2015 Championship Retrospectives



Photo by MaxPreps.com

RALEIGH - Southern Durham put up some points, but couldn't keep up with Tre Harbison and Crest who won the 3AA title 55-21.

7-0 lead. The opening play a precursor to one of the most intense games of the 2015 football season in the 3A State Championship game that eventually found its way to overtime where Rocky Mount prevailed over South Point 24-21.

On the first offensive drive of the game, South Point methodically moved the ball down the field, 8 plays, 59 yards leading to a 2-yard touchdown scamper by Ryland Etherton to tie the game at 7. Both defenses settled in at that point, and the two teams headed into the locker rooms all square.

South Point took their first lead of the game in the early fourth when quarterback Diontre King kept the ball around the end for a 27-yard touchdown and a 21-14 lead. Things began to look grim for the Gryphons then, but senior quarterback Forest Bell converted on a third down and 16 in his own end of the field with about 5 minutes to play, giving the Rocky Mount side some life. That conversion kept alive a drive that went a total of 18 plays, 89 yards and chewed up 7:23 off the fourth quarter clock. The Gryphons capped that drive with another Bynum touchdown run, this one from four yards, tying the game at 21.

In overtime the Rocky Mount defense was able to hold the Raiders out of the end zone, forcing a field goal attempt that missed wide. The Gryphon offense went to work with the school's third state championship hanging in the balance. They gained seven yards on their first two plays, then electing to send the field goal team onto the field. That's when Chase Miller walked on the field, booting a 20-yard field goal through the south endzone uprights at Kenan Stadium and lifting Rocky Mount to a 24-21 victory.

## 3AA - HARBISON'S 7 TD'S LIFT CREST PAST SOUTHERN DURHAM 55-21

CHAPEL HILL, N.C. - Tre Harbison rushed for 295 yards on just 24 carries, scoring seven times to lift his Crest Chargers to their sixth state championship in school history, 55-21 over Southern Durham. The championship was their third in a row. The Spartans were without their starting quarterback Jalen Greene, sidelined with an injury, so starting running back Jordon Brown sliding in to the signal caller role. Brown gave the Spartans a brief lead with their first drive as he hit Jermaine Russell for a 15-yard touchdown pass capping off a 12 play, 60 yard drive and making the score 7-3 with 4:48 to go. That was Southern Durham's only lead of the game.

Harbison answered with a 28-yard touchdown run just three plays later giving Crest a lead they did not give up. Harbison actually scored the next three touchdowns, all in the second quarter, helping the Chargers expand the lead from three points to 31-7 at the 1:37 remaining mark in the first half. Brown tacked on two rushing touchdowns for the Spartans and threw for 225 yards on the day, but it wasn't enough to stem the tide of the Crest rushing attack. Crest rolled up 305 yards on the ground to just 40 for Southern Durham.

Crest finished the season a perfect 16-0. Harbison's mark of 7 touchdowns tied him for second all-time for single game rushing touchdowns, just a single touchdown behind T.J. Logan's eight score night in the 3AA State Championship Game in 2012.

## 4A - CHARLOTTE CATHOLIC HOLDS OFF J.H. ROSE 27-20

WINSTON-SALEM, N.C. - Fireworks exploded early in the 4A State Title Game as J.H. Rose's Cornell Powell returned the opening kickoff 90 yards for a touchdown giving the Rampants an early 7-0 lead over Charlotte Catholic. The next two scores went to the Cougars, and Charlotte Catholic as Jonathan Newman found John Walton for a 16-yard touchdown pass and Jaret Anderson cashed in from 32 yards out to take a 13-7 lead after one quarter.

Rose sustained an 11 play, 80 yard drive in the second quarter, capped off by a Powell touchdown pass to Mydron Vines that gave Rose a halftime lead 14-13. The Catholic defense was the story of the second half, as they held an explosive Rose offense to just a single second half score. Rose's Dontavies Harris knotted the game up at 20 with a 16-yard run with 3:28 to go in the third quarter, the point after no good. The Cougars took advantage of great field position late in the game, as they took over at the Rose 31 with 3:56 to play. Six plays later, Anderson carried 14 yards into the end zone, his second touchdown of the second half, giving Charlotte Catholic the winning margin at 27-20. The Cougars finished the season 15-0, winning the school's fourth state championship and first since 2015.

## 4AA - MALLARD CREEK ROLLS TO THIRD STRAIGHT CHAMPIONSHIP

RALEIGH, N.C. - The Mavericks of Mallard Creek are no strangers to the 4AA Championship Game and it showed as they blew out Page 49-6. They claimed their third consecutive state title with the victory. Thaddeus Mekhi provided the lone score of the first quarter as he hauled in a 6-yard touchdown catch from Jason Smith with 8:25 to go in the first quarter to give Mallard Creek a 7-0 lead.

The second quarter was all Mavericks as things got out of control quickly for Page. Smith found Ryan Jones for a 14 yard passing score on the first play of the quarter giving the Mavericks a 14-0 lead. A Page turnover inside their own 10 set up Mallard Creek with a short field and Chauncery Bowman capitalized on the first play of the drive scoring from four yards out and making it 21-0. The next two scores were Bowman 1 yard runs, extending the Mallard Creek advantage to 35-0. Smith added a 1-yard rushing score of his own with 2:27 to play in the first half to make it 42-0 where things stood at the half.

Mallard Creek got the opening kick to start the second half and it only took 6 plays for Smith to find Corey Sutton for a 24-yard touchdown pass stretching the lead to 49-0. Smith threw for 172 yards and three scores adding 65 yards and touchdown via the ground.

Page's lone score of the game came in the fourth quarter as Will Jones hit Javon Leake for a 71-yard touchdown pass. The Pirates were held to -29 yards rushing in the game.



## FIRST ROUND







# 2016 1A Championship Team Information



## Plymouth Vikings



## Murphy Bulldogs

**Location:** Plymouth, N.C.

**Conference:** Coastal 10 1A

**Colors:** Blue, Vegas Gold & White

**Principal:** Sharon Cherry

**Athletic Director:** Cory Crossen

**Head Coach:** Robert Cody

**Assistant Coaches:** Cory Crossen, Robert Moore, William Hunt, Milo Alexander, Ronnie Cherry, James Robinson

**Players to Watch:** Javeion Spruill (TE/DT), Wayne Johnson (LB/TE) & Josh Downing (RB/DB/LS)

**Team Record:** 12-3 (7-0)

Date	Opponent	Result
8/19	@ Northeastern	0 - 34 (L)
8/26	@ Riverside-Martin	27 - 47 (L)
9/2	John A. Holmes	0 - 42 (L)
9/16	Camden County*	41 - 7 (W)
9/23	Columbia*	52 - 0 (W)
9/30	@ Washington	17 - 14 (W)
10/7	Creswell*	34 - 8 (W)
10/14	@ Perquimans*	54 - 19 (W)
10/21	Mattamuskeet*	54 - 6 (W)
10/28	@ Manteo*	42 - 7 (W)
11/4	@ Gates County*	37 - 20 (W)
11/18	Weldon#	62 - 6 (W)
11/25	Jones Senior#	49 - 13 (W)
12/2	North Edgecombe#	21 - 8 (W)
12/9	Southside#	7 - 2 (W)
12/17	Murphy#	

Plymouth is in the NCHSAA football championship game for the sixth time overall and in their fifth straight year. The Vikings won the 1A title last year with a thrilling 28-20 victory over Robbinsville. The victory came just a year after losing to Robbinsville in 2014, 21-18.

The Vikings have seen Murphy in the state finals as well, as the two teams split in 2013 and 2012. The Vikings took the 2012 edition 20-15 taking the lead in the final minute of the contest while the Bulldogs stunned them in the 2013 game 35-34. The Vikings only other appearance in the championship came in a 2007 win over North Duplin 20-13.

Plymouth was the top-seeded team in the 1A East and are in the playoffs for the 25th time since 1972, compiling a 42-21 record in that stretch. The Vikings are built on solid defense and have held opponents to eight points or less six times this year. The defense is complimented by a strong running game that features Josh Downing at running back and grinds out more than 300 yards per game and has scored more than 40 points seven times this season.

The Vikings are built on tradition as they have won 10 of the last 11 Conference Championships and have compiled 140 wins during that time frame, including the school's three state championships.

**Location:** Murphy, N.C.

**Conference:** Smoky Mountain 1A

**Colors:** Black & Vegas Gold

**Principal:** Tommy Graham

**Athletic Director:** Ray Guterrez

**Head Coach:** David Gentry

**Assistant Coaches:** Joseph Watson, Thomas Nelson, Gary Thompson, Rick Hincke, Ryan Stiles, Erik Brinke, Josh Sullivan, Shane Allison & Heath Curtis

**Players to Watch:** Joey Curry (#1), Colton Posey (#21), Kadrian McRae (#34), Joseph Deetz (#66), Adam Powell (#76), Isaac Stafford (#78) & Slade McTaggart (#32)

**Team Record:** 14-1 (6-0)

Date	Opponent	Result
8/19	@ Hendersonville	21 - 17 (W)
8/26	Franklin	7 - 42 (L)
9/2	@ Carolina Wildcats (SC)	42 - 0 (W)
9/9	North Georgia (GA)	51 - 0 (W)
9/16	@ Gilmer (GA)	27 - 6 (W)
9/23	Cherokee*	42 - 13 (W)
9/30	@ Robbinsville*	49 - 7 (W)
10/7	Andrews*	48 - 0 (W)
10/21	@ Hayesville*	55 - 0 (W)
10/28	Swain County*	35 - 3 (W)
11/4	@ Rosman*	43 - 8 (W)
11/18	South Robeson#	50 - 6 (W)
11/25	Winston-Salem Prep#	42 - 18 (W)
12/2	Mountain Island Charter#	35 - 34 (W)
12/9	Mitchell#	38 - 13 (W)

Good senior leadership has helped propel the Murphy Bulldogs back to the State Championship for the 11th time since 1972 and first time since 2013 when they defeated Plymouth 35-34 in a wild 1A final.

The Bulldogs are a balanced squad that has seen their first team defense only allow three points during conference play this year with an equally balanced offense. That balance has helped the Bulldogs reel off 13 straight wins since a 42-7 loss to 2A Franklin, including a Smoky Mountain Conference Championship. The defense has only allowed 154 points on the year and is led by Adam Powell who leads the team with 122 tackles including ten tackles for loss.

The Bulldogs offense is piloted by quarterback Joey Curry who has thrown for 1,589 yards and 16 touchdowns on the season without throwing an interception. On the ground, Kadrian McRae and Slade McTaggart have combined for 1,526 yards and 22 touchdowns.

Murphy won a wild third round game against Mountain Island Charter that never saw either team lead by more than one score. The Bulldogs trailed 34-28 with 3:02 to play before Murphy marched down the field, scoring with 53 seconds remaining and converting the PAT to take a 35-34 victory.




# PLYMOUTH VIKINGS ROSTER



#	NAME	YR	HT	WT	P	#	NAME	YR	HT	WT	P
1	Eddie Judkins	9	5' 5"	125	CB	38	Elijah Carmack	10	5' 8"	180	RB/LB
2	Cedez Norman	9	6' 0"	147	CB	40	Keondre Swain	11	5' 10"	165	LB
3	Jameer Bond	10	5' 11"	135	FS	47	Willie McNair	12	5' 8"	155	LB
4	Tiyon Simmons	9	5' 10"	185	LB	48	Corey Holley	9	5' 10"	155	DE
5	Tariq Jackson	10	5' 10"	150	MLB	50	Kwanandre Rhines	12	6' 1"	225	MLB
6	Elijah Hill	9	5' 11"	165	ATH	51	Jshaun Webb	9	5' 8"	225	OL
7	Ayrn Gibson	11	5' 10"	145	QB/FS	52	Andre Webb	12	5' 9"	235	OL
10	Tyrese Cherry	10	5' 8"	158	TE	54	Darrel Andrews	12	6' 2"	175	OL
11	Leiquan Drayden	12	5' 7"	155	DB/RB	56	Jimmie Sanders	10	6' 0"	235	OL
14	Ishyne Bond	12	5' 5"	155	CB	58	Nicholas Davis	11	5' 8"	195	OL
15	Samyr Cooper	10	5' 8"	155	QB	61	Joseph "Jabree" Carr	9	5' 10"	225	DL
16	Jayvian Wright	9	5' 10"	165	CB	64	Aveon Braxton	11	6' 1"	285	G
17	Jay Castenado	11	5' 4"	125	K	65	Colon Cherry	11	6' 2"	275	OL
20	Josh Downing	12	5' 8"	135	RB	66	Tramaine Bowser	12	5' 7"	165	LB
21	Victor Bryant	10	5' 9"	143	CB	68	Jeremiah Bazemore	12	5' 10"	220	OL
22	Jose Castenada	12	5' 10"	155	K	72	Domiinic Hill	12	5' 7"	220	DT
23	Ta'Quaun White	11	6' 0"	150	FS	73	Eliseo Varona	9	6' 1"	216	OL
24	Diedre Whitehead	12	6' 2"	165	DL	76	Ronald Tann	10	6' 0"	185	OL
27	Ronald Wilkins	12	5' 10"	165	WB	79	Jordan Kelley	9	5' 10"	225	G/DT
28	Aaron Wilkins	11	5' 5"	125	RB	81	Calvin Singleton	10	6' 2"	168	DE
29	Jeromy Goddard	11	5' 8"	165	RB	83	Fredrick Spruill	9	6' 0"	156	OLB
32	Wayne Johnson	12	6' 0"	175	FB/LB	86	Davonjae Freeman	9	5' 10"	225	DT
33	Ja'veion Spruill	12	6' 3"	183	DT	89	Christian Chesson	11	5' 11"	155	DT
35	Ji'quay Jackson	11	5' 11"	190	FB/DT						



# MURPHY BULLDOGS ROSTER



#	NAME	YR	HT	WT	P	#	NAME	YR	HT	WT	P
1	Joey Curry	11	6' 2"	190	QB	53	Jackson Hall	9	5' 7"	176	OL/DL
2	Micah Nelson	10	6' 1"	165	SS/WR	54	Cory Farmer	11	6' 2"	185	DE/LB
4	Deandre Jackson	11	5' 9"	135	WR/CB	55	Luke Newton	12	5' 8"	185	G/LB
5	Brady Graves	11	5' 11"	146	FS	56	Cody Cantrell	11	5' 8"	170	DT/G
9	Kendal Keating	11	6' 0"	145	WR/FS	58	Collin Cruse	10	5' 10"	191	G/LB
10	Reid Beal	10	5' 9"	148	WR/CB	60	Hunter Cornwell	10	6' 1"	253	T/DT
11	Coulter Clement	11	6' 3"	172	LB/WR	61	Parker Posey	9	5' 10"	176	OL/DL
12	Hagan Newton	11	6' 3"	180	WR	62	Ryan Russell	9	5' 8"	205	OL/DL
14	Joey Helton	12	5' 5"	120	K	63	Brady Satterfield	9	5' 4"	172	OL/LB
17	Leland Larson	9	6' 3"	165	QB/DB	64	Chase Teesateskie	11	6' 1"	227	T/DE
20	Ian Davis	12	6' 1"	183	WR/CB	66	Joe Deetz	12	6' 3"	240	DE/T
21	Colton Posey	12	6' 2"	165	WR/CB	67	Bailey McTaggart	9	5' 10"	176	OL/DL
23	Ethan Sneed	12	5' 10"	128	WR/DB	68	Evan Sneed	11	6' 2"	173	G/DE
24	Colby Hensley	12	5' 10"	170	SS/WR	70	Jake Hincke	11	6' 1"	212	C/DT
25	Tanner Creelman	11	5' 10"	160	CB/WR	71	Patrick Allen	10	5' 11"	228	C/DE
28	Devonte Murray	9	5' 10"	175	HB/DB	72	Jackson Sullivan	11	5' 9"	270	T/DT
30	Nick Wells	10	5' 3"	125	CB/WR	73	Wyatt Rayburn	11	6' 0"	287	T/DT
31	Kj Allen	10	5' 6"	193	FB/LB	75	Hayden Phillips	10	6' 1"	287	T/DT
32	Slade McTaggart	10	5' 10"	165	LB/RB	76	Adam Powell	12	6' 1"	253	OT/DT
34	Kadrian McRae	11	5' 9"	194	RB/QB	78	Isaac Stafford	12	5' 10"	251	OL/DL
35	Bryson Sneed	10	5' 6"	95	WR/CB	79	Tj Raby	10	6' 1"	235	T/DT
40	Chase Roberts	10	6' 1"	185	LB/FB	83	Hunter Shope	10	6' 1"	234	TE/DE
48	Kyle Wright	10	5' 9"	153	WR/LB	84	Christian Gentry	10	5' 6"	145	LB/RB
50	Noah Herrin	10	5' 7"	211	G/DT	88	Trae Carson	12	6' 3"	195	LB/TE
51	Colby Stalcup	9	5' 8"	195	OL/DL						





# 2016 1AA Football Championship Bracket





# 2016 1AA Championship Team Information



## Wallace-Rose Hill Bulldogs



## West Montgomery Warriors

**Location:** Teachey, N.C.

**Conference:** Four County 1A/2A

**Colors:** Orange & Black

**Principal:** M.D. Guthrie

**Athletic Director:** Cory Lovelace

**Head Coach:** Joey Price

**Assistant Coaches:** Jarret Price, Adam Scronce, Aaron James, Graham Walker, William Jeffers, Michael Castro, Scott Imwalle & Jason Rouse

**Players to Watch:** Javante Williams, Aliza Carter, Desmond Newkirk & Yahir Cano

**Team Record:** 14-1 (6-1)

Date	Opponent	Result
8/19	@ E.A. Laney	28 - 13 (W)
8/26	@ East Duplin	17 - 7 (W)
9/2	James Kenan	34 - 0 (W)
9/9	South Columbus	41 - 0 (W)
9/23	@ Heide Trask*	46 - 6 (W)
9/30	@ West Bladen*	49 - 6 (W)
10/6	Union*	44 - 0 (W)
10/21	East Bladen*	41 - 21 (W)
10/28	@ Pender*	49 - 0 (W)
11/4	Clinton*	21 - 35 (L)
11/10	@ Midway*	45 - 14 (W)
11/18	Pender#	63 - 7 (W)
11/25	Union#	38 - 0 (W)
12/2	@ Lakewood#	35 - 0 (W)
12/9	Tarboro#	35 - 17 (W)
12/16	West Montgomery#	

The Bulldogs make their third straight appearance in the 1AA Championship game, winners of the last two. They are led by a powerful and balanced ground attack that has rolled up over 3,900 yards on the year and features four players with more than 500 yards on the season.

Junior RB Desmond Newkirk leads WRH with 159 carries on the season and 1081 yards, scoring 14 times on the ground. Senior QB Aliza Carter has been effective when called up to throw, compiling 1154 yards and 14 touchdowns against just 3 interceptions.

The Wallace-Rose Hill defense has been a force this year as well, picking off 14 passes and recovering 19 fumbles. They've also sacked opposing QB's 30 times in the year while shutting out opponents six times over the course of the season.

With many players back off of back-to-back State Championship teams, the Bulldogs know what it takes to play at a State Championship level. The lone loss of the season came against 2A conference foe Clinton, which the Bulldogs credit with showing them where they could improve in hopes of getting back to the Championship game.

Wallace-Rose Hill makes their ninth appearance in a State Championship Game and are 5-3 in thier trips to a title game.

**Location:** Mt. Gilead, N.C.

**Conference:** Yadkin Valley 1A

**Colors:** Red & Black

**Principal:** Benjie Brown

**Athletic Director:** Seth Dunlap

**Head Coach:** Nick Eddins

**Assistant Coaches:** Ken Neal, James Johnson, Clay McKnight, Eddie Swan, Daniel Coggins, Kenny Young, Bradley Hammil, Chris Brown & Terry Callicutt

**Players to Watch:** Jo Leake, Damon Rhone, Jake Allen, Jaivius Morrison, Jackson Dozier & Robert Woodward

**Team Record:** 15-0 (8-0)

Date	Opponent	Result
8/19	Jordan-Matthews	70 - 32 (W)
8/26	West Stanly	35 - 18 (W)
9/3	@ Thomasville	22 - 6 (W)
9/9	@ Chatham Central*	56 - 6 (W)
9/16	North Moore*	32 - 6 (W)
9/30	@ Union Academy*	55 - 0 (W)
10/6	Albemarle*	63 - 7 (W)
10/14	@ North Stanly*	56 - 7 (W)
10/21	South Stanly*	49 - 0 (W)
10/28	@ South Davidson*	7 - 0 (W)
11/4	East Montgomery*	50 - 7 (W)
11/18	Starmount# (Boonville, NC)	54 - 7 (W)
11/25	Swain County#	70 - 42 (W)
12/2	East Montgomery# (Biscoe, NC)	23 - 20 (W)
12/9	Mount Airy#	31 - 21 (W)

West Montgomery wasn't picked by many to be in the State Championship, and that's fine with Coach Nick Eddins who says that slight just gave his guys an edge. He said, "These kids just took that as motivation to grow together and play for each other and for their community. Each week they have gotten better and come to work each day knowing the next game will be a bigger challenge than the one the week before."

The Warriors have a pair of tremendous running backs as Jo Leake, a senior, and Damon Rhone Jr., a sophomore, have both tallied better than 1,000 yards on the season. Leake powered the Warriors past Swain County in record-tying fashion, as he scored eight touchdowns in the second round victory, a performance that tied a mark set by T.J. Logan of Northern Guilford in the 2011 3AA State Championship Game. Leake has scored 30 times on the year with Rhone accounting for 22 rushing TD's.

Senior QB Jackson Dozier has been effiecent this season, completing better than 57% of his passes for more than 1,600 yards this season, 21 TD's to just 6 INT's. The defense has recovered 15 fumbles and intercepted 22 passes while racking up 45 sacks.

The Warriors are making the school's fourth State Championship appearance, their first since 2013. They are still looking for their first football state championship.






# WALLACE-ROSE HILL BULLDOGS ROSTER



#	NAME	YR	HT	WT	P	#	NAME	YR	HT	WT	P
1	Malcolm Gray	11	5' 6"	170	RB/DB	50	Nick Dobson	9	6' 1"	177	LB/RB
2	Xavier Smith	12	6' 0"	175	RB/SS	51	Jalon Mott	12	5' 8"	210	G/LB
3	Javonte Williams	11	5' 11"	195	RB/LB	52	Zerrick Hayes	12	6' 0"	259	OL/DL
4	Dennis Nichols	11	5' 7"	153	RB/DB	53	Easton Duff	12	5' 9"	185	DE/G
5	Aliza Carter	12	6' 0"	184	QB/DB	54	Zechariah Dobson	11	5' 9"	195	DL/OL
6	Jalyn Pollock	12	6' 2"	170	WR/DB	57	Deunta Cromity	10	6' 0"	240	OL/DL
7	Patrick Farrior	11	5' 10"	165	RB/DB	58	Ellis Parker	12	5' 11"	181	OL/DE
9	Quavion Basyden	11	6' 0"	185	RB/LB	60	Eric James	12	6' 0"	273	NG/C
10	Kahrelle Mcmillian	11	5' 8"	156	RB	63	Juan Sanchez	11	5' 8"	220	OL/DL
11	Sumarayon Smith	12	5' 9"	160	DB/WR	65	Raekwon Bryant	9	5' 11"	185	OL/DE
14	Yahir Cano	12	6' 1"	142	K	67	Ramontre Huffin	11	5' 10"	220	OL/DL
17	Juan Vargas	9	5' 10"	160	K	72	Hunter Hanchey	12	6' 2"	240	OL/DL
20	Vohaunce Murphy	10	5' 9"	172	LB/RB	74	Elijah Simmons	10	5' 9"	243	DL/OL
21	Desmond Newkirk	11	6' 0"	185	RB/LB	75	Gerson Sosa	10	5' 10"	225	OL/DL
23	Davon Harper	11	5' 10"	170	RB/DB	76	Justin Carney	11	5' 10"	250	OL/DL
24	Daylen Wilson	12	6' 0"	160	WR/DB	77	Michael Amra	12	6' 2"	200	OL/DL
25	Raheem Chasten	12	6' 2"	245	TE/DL	79	Rajah Amra	12	6' 2"	200	OL/DL
30	Chris Leak-sutton	10	5' 10"	170	RB/DL	80	Kishon Bannerman	11	6' 0"	160	WR/DE
31	Michael Basden	10	6' 0"	180	QB/LB	81	Lavar Spencer	11	6' 0"	150	WR/DB
35	Rarkell Simmons	11	5' 11"	202	DE/RB	82	Xavier Murray	11	6' 0"	195	TE/DE
40	Cameron Dalrymple	9	5' 9"	165	RB/DB						



# WEST MONTGOMERY WARRIORS ROSTER



#	NAME	YR	HT	WT	P	#	NAME	YR	HT	WT	P
1	Kesean Thomas	11	5' 9"	160	WR/DB	30	Jake Allen	12	6' 2"	185	LB/TE
2	Chase Chappell	9	5' 6"	116	QB/FS	34	Holden Brown	11	5' 9"	155	TE/LB
2	Makel Horne	11	5' 10"	155	QB/LB	36	Mason Coble	11	6' 0"	170	TE/LB
3	Jaivius Morrison	12	6' 1"	165	WR/DB	40	Eli Futrell	12	6' 5"	205	DL
4	Raekwon Graham	12	5' 7"	160	WR/DB	45	Ian Habjanic	12	6' 0"	190	OL/DL
5	Kameron Batten	12	6' 0"	175	DB/WR	50	Jahqwez Legrand	11	6' 0"	225	OL/DL
6	Lamarcus Nicholson	11	5' 10"	158	WR/CB	51	Nic King	9	5' 6"	215	OL/DL
7	Damon Rhone jr	10	5' 10"	174	RB/FS	52	Jordan Smith	9	6' 0"	195	OL/DL
8	Jackson Dozier	12	6' 0"	170	QB/P	54	Evan Hurley	9	5' 10"	178	OL/DL
9	Jo Leake	12	5' 9"	160	RB/CB	55	Robert Woodward	12	6' 0"	200	OL/LB
9	Jaiden Petway	9	5' 5"	124	RB/SS	56	Payton Coble	10	5' 11"	195	LB/C
12	Keshawn Baldwin	11	6' 0"	175	WR/CB	60	Devin Cotton	9	6' 0"	192	LB
12	Tyrone Parter	9	5' 8"	133	QB	60	Devin Snead	11	6' 2"	285	OL/DL
14	Landon Williams	11	5' 9"	180	LB/WR	64	Walker Heath	12	6' 0"	220	OL/DL
15	Dakorian Graham	9	5' 7"	120	RB	66	Jaleel Leake	10	6' 2"	285	OL/DL
16	Cato Kelly	11	5' 10"	150	WR/CB	67	Adrian Ross	11	5' 9"	265	OL/DL
17	Pedro Sustaita	12	5' 9"	170	K/P	68	Jacob Smith	12	5' 10"	240	OL/DL
24	Laqwan Ewing	9	5' 6"	150	RB/CB	72	Zack Almond	12	5' 10"	205	G/NG
24	Jeffery Villabos	11	5' 3"	145	K	74	Tommy Hunsucker	12	6' 5"	275	T/NG
25	Jataviun Leake	11	6' 1"	200	RB/DE	77	Nick Lee	11	5' 7"	260	OL/DL
28	Tyreke Christian	12	5' 9"	160	RB/LB						



# 2016 2A Football Championship Bracket







# 2016 2A Championship Team Information



## John A. Holmes Aces



## Reidsville Rams

**Location:** Edenton, N.C.

**Conference:** Northeastern Coastal 2A

**Colors:** Royal Blue, White & Gold

**Principal:** Steve Wood

**Athletic Director:** Wes Mattera

**Head Coach:** Paul Hoggard

**Assistant Coaches:** Mike Kesler, Matt Brinson, Maurice Downing, Charles Harden, Mitch Stanly, Andy Downing, Jon Nixon, Mike James, Wes Mattera & Matt Jones

**Players to Watch:** Keimon Bailey, Deshaun Hall & Luke Hoggard

**Team Record:** 13-2 (5-1)

Date	Opponent	Result
8/19	@ Southwest Edgecombe	46 - 13 (W)
8/26	Perquimans	55 - 12 (W)
9/2	@ Plymouth	42 - 0 (W)
9/9	Rocky Mount	17 - 28 (L)
9/16	Washington (Norfolk, VA)	52 - 0 (W)
9/23	@ Pasquotank County*	56 - 18 (W)
10/3	Hertford County*	48 - 12 (W)
10/14	@ Northeastern*	14 - 48 (L)
10/21	First Flight*	60 - 28 (W)
11/4	Bertie*	35 - 6 (W)
11/10	@ Currituck County*	42 - 13 (W)
11/18	Beddingfield#	45 - 22 (W)
11/25	Kinston#	51 - 33 (W)
12/2	@ Northeastern#	35 - 21 (W)
12/9	@ South Columbus#	50 - 14 (W)

It has been a year to remember in tradition-rich Edenton, as the Holmes Aces are making the school's first appearance in a football State Championship in the modern era (since 1972). The program won it's 600th game in history when the Aces bested Pasquotank 56-18 on September 23rd. The team finished in a three-way tie for first in the tough Northeastern Coastal 2A Conference with Northeastern and Hertford County.

Great participation in summer workouts and a very productive 10-days of skill development in the spring is what the staff has credited with a team that truly works well together. The football program is under the direction of Paul Hoggard for the second year since his arrival from another tradition-rich program at Richmond County.

The Aces are rushing for a phenomenal 370.3 yards per game and Keimon Bailey is a huge reason for it. The junior has racked up 2,738 yards and 35 TD's on the year. Senior Deshaun Hall has also rushed for more than 1,000 yards to go along with 17 TD's. Senior QB Luke Hoggard pilots the Aces offense behind a strong offensive line.

The Holmes defense tallied 15 interceptions with 8 fumbles recovered on the year. The Aces have applied plenty of pressure to opposing QB's racking up 37.5 sacks on the year.

**Location:** Reidsville, N.C.

**Conference:** Mid-State 2A

**Colors:** Blue & Vegas Gold

**Principal:** Ann Mitchell

**Athletic Director:** Joe M. Walker, III

**Head Coach:** Jimmy Teague

**Assistant Coaches:** Albert Hendricks, Steve Knowles, Erik Teague, Doug Marrs, Jaime Jackson, Brian Knowles, Wayne Hamilton, Eric Greer & Isiah Robinson

**Players to Watch:** Tanner Wilson, Brandon Lee, Quiron (Key-ron) Johnson, Austyn Chestnut & Jaron Letterlough

**Team Record:** 15-0 (5-0)

Date	Opponent	Result
8/19	McMichael	57 - 3 (W)
8/26	@ Rockingham County	50 - 0 (W)
9/2	Morehead	63 - 0 (W)
9/9	@ T. Wingate Andrews	37 - 14 (W)
9/16	@ Northern Guilford	45 - 28 (W)
9/30	@ Northwest Guilford	24 - 14 (W)
10/7	@ Graham*	75 - 0 (W)
10/14	Cummings*	66 - 0 (W)
10/21	@ Jordan-Matthews*	57 - 0 (W)
10/28	Bartlett Yancey*	64 - 0 (W)
11/4	Carrboro*	71 - 0 (W)
11/18	Madison#	64 - 7 (W)
11/25	Mountain Heritage#	45 - 16 (W)
12/2	North Rowan#	30 - 13 (W)
12/9	Lincolnton#	28 - 7 (W)

Great senior leadership has helped pilot the Reidsville Rams back to the State Championship Game for a Reidsville Rams team making it's 7th appearance in the modern era (since 1972). The Rams are 5-1 in those last six appearances and Reidsville claims an incredible 15 State Championships dating all the way back to their first in 1930.

Reidsville plowed through a tough early season schedule including wins over Northern Guilford and 4A Northwest Guilford, which gave the team plenty of confidence heading into conference play. The confidence showed as the Rams did not allow a single point to a conference opponent in 2016.


Offensively, senior QB Tanner Wilson is completing better than 63% of his passes on the year and has thrown for just under 2,400 yards. Wilson has passed for 36 TD's against just 5 interceptions on the season and likes to find fellow senior Austyn Chestnut who has caught 12 of his scoring passes. Chestnut leads the team with 755 yards receiving on 46 receptions.

Senior RB Jaron Letterlough leads the ground attack with 609 yards on the year and 15 TD's. Overall the Rams ground game has totaled 2,478 yards and 51 scores on the year. They are averaging 6.3 yards per carry.

Reidsville's last Championship Appearance came in 2009 against Newton-Conover as the Rams capped back-to-back-to-back Championships



# JOHN A. HOLMES ACES ROSTER



#	NAME	YR	HT	WT	P	#	NAME	YR	HT	WT	P
2	Khalil Blount	12	5' 8"	142	CB/WR	34	Donnell White	12	6' 2"	190	TE/DL
3	Tim White	11	5' 8"	170	RB/DL	40	Ahmad Trafton	11	5' 11"	136	WR/DB
4	Nata Rankins	11	4' 9"	116	WR/CB	41	Zakeem Brooks	10	5' 7"	145	RB/DB
5	Luke Hoggard	12	6' 0"	210	QB/LB	42	Antwan Sharpe	10	5' 8"	153	RB/LB
6	Dequantae Spruill	11	5' 7"	165	RB/LB	44	Chace Kelly	10	5' 9"	145	WR/DB
7	Qatias Boone	11	6' 3"	185	WR/DB	50	Nick Casper	11	5' 7"	185	OL/DL
8	Keimon Bailey	11	5' 6"	170	RB/LB	51	Jarvis Riddick	12	5' 8"	200	OL/DL
9	Quamari Williams	11	5' 9"	157	RB/DB	53	Stanley White	12	5' 11"	195	OL/DL
11	Kory Gilliam	12	5' 9"	143	QB/WR	54	Kyvaughn Rome	11	5' 9"	192	OL/DL
12	Caleb Daniels	11	6' 2"	160	WR/DB	55	Raymark Bembury	11	5' 9"	187	OL/DL
13	Deshaun Hall	12	5' 8"	171	RB/CB	56	Jarvi Thomas	12	6' 1"	266	OL/DL
15	Kentreaz Coston	10	5' 11"	152	QB/DB	58	Jabari Stanley	9	5' 9"	170	DL/LB
16	Mitjanta Stanley	9	5' 7"	140	QB/RB	60	Dajon Fleming	11	5' 8"	211	OL/DL
17	Graham Tunney	12	6' 0"	165	K	61	Mason Bateman	10	5' 7"	175	OL/DL
20	J'Shon Bryant	11	5' 5"	126	WR/DB	62	Joe Collins	11	5' 10"	220	OL/DL
21	James Cofield	12	5' 10"	170	WR/CB	65	Elijah Owenby	11	5' 8"	226	OL/DL
22	Davon Coston	12	5' 9"	193	TE/LB	66	David Lassiter	12	5' 10"	260	OL/DL
23	Eric Phelps	11	5' 10"	167	RB/DB	74	Tamrik Hamer	11	5' 7"	248	OL/DL
24	Jael Bennett	12	5' 3"	125	RB/DB	75	Jayquan Crutch	11	5' 7"	208	OL/DL
25	Nahaj Wilson	10	6' 0"	170	TE/DB	80	Nekevin Hill	10	5' 5"	137	WR/DB
28	Vantrell Harris	12	5' 10"	179	TE/LB	88	Wes Privott	10	6' 0"	148	WR/K
32	Kyrese Phelps	12	5' 7"	202	TE/DL	90	Kel Boston	10	6' 0"	170	TE/LB
33	Xavius Capehart	11	5' 7"	175	RB/LB						



# REIDSVILLE RAMS ROSTER



#	NAME	YR	HT	WT	P	#	NAME	YR	HT	WT	P
1	Austyn Chestnut	12	5' 9"	165	WR/DB	33	Navl McGhee	10	5' 6"	135	WR
2	Greg Stockton	12	6' 4"	198	WR	34	Jaron Letterlough	12	5' 10"	180	RB/LB
3	Bryson Durham	12	5' 11"	180	RB/LB	40	Jalen Settle	10	5' 11"	215	RB/LB
4	Brandon Lee	12	6' 2"	205	OL/DL	41	Kwame Davis	9	5' 10"	175	RB
5	Isaiah Hayes	12	5' 8"	160	CB/WR	42	JR Reynolds	10	5' 6"	175	QB/LB
6	TJ Alverson	12	5' 6"	145	WR/DB	43	Lionel Long	9	5' 11"	150	RB/DB
7	Titus Jones	11	5' 11"	160	QB	44	Joseph Blackburn	10	5' 10"	165	WR/LB
8	Jalen Foster	12	5' 11"	170	WR/DB	50	Anthony Slade	11	6' 0"	245	OL/DL
9	Justin Hairston	12	5' 8"	158	CB/WR	52	Mikal Carter	11	5' 9"	250	OL/DL
10	Brandon Lipscomb	11	6' 2"	172	WR/DB	53	Mario Moore	12	5' 11"	175	OL/DL
11	Cameron Galloway	11	6' 0"	167	WR/DB	55	Jordan Lindsay	9	5' 11"	240	DT/G
12	Alec Abel	11	6' 1"	175	WR/LB	60	Jamal Herbin	10	5' 10"	210	OL/DL
14	Isaac Hill	11	6' 1"	185	WR/DB	64	David Lawson	10	6' 3"	230	DE/T
15	Logan Graves	10	5' 7"	145	WR	65	Jordan Pickard	12	6' 2"	200	OL/DL
16	Coley Thomas	11	6' 0"	215	LB/QB	66	Johnnie William Foster, III	12	6' 0"	235	G/T
17	Dalour Tatum	11	5' 10"	140	WR/DB	67	Cole Setliff	11	5' 10"	224	OL/DL
18	Tanner Wilson	12	6' 2"	210	QB	70	Bryson Edwards	12	5' 11"	234	OL/DL
20	Michael Thompson	12	5' 7"	160	RB/LB	72	Zach Perdue	10	6' 0"	202	OL/DL
21	Jalen Easley	11	5' 11"	156	RB	72	Cordell Stallworth	10	6' 0"	250	OL/DL
22	Brad Green	12	6' 2"	167	K	73	Quiron Johnson	12	6' 3"	305	G/DE
23	Travion Canada	10	5' 9"	165	RB/DB	75	Alec Robertson	11	6' 1"	225	OL/DL
23	Travion Canada	10	5' 9"	175	RB/LB	76	Carl Wilkerson	12	5' 8"	186	DL
24	Zion Wade	11	6' 0"	170	OLB	77	Jaquan Harrston	12	6' 2"	280	DL
24	Zion Wade	11	6' 0"	175	LB	78	Donovan Pinnix	11	5' 9"	230	OL/DL
25	Josh King	10	5' 8"	196	RB/LB	80	Victor Dalton	11	6' 0"	165	LB
30	Jasahn Rankin	10	5' 11"	210	OL/LB	83	Bennett Cole	10	5' 4"	101	K
32	Finch Tyler	11	5' 9"	203	LB/RB	90	Zach Baber	11	5' 10"	200	K





# 2016 2AA Football Championship Bracket



FIRST ROUND


SECOND ROUND

THIRD ROUND

THIRD ROUND

SECOND ROUND

FIRST ROUND





# 2016 2AA Championship Team Information



## Northside-Jacksonville Monarchs



## Shelby Golden Lions

**Location:** Jacksonville, N.C.

**Conference:** East Central 2A

**Colors:** Navy, Vegas Gold & White

**Principal:** Maria Johnson

**Athletic Director:** Bob Eason (Head); Kendrick Pollock (Assistant)

**Head Coach:** Kendrick Pollock

**Assistant Coaches:** Jeff Cobb, John Davis, Sr., Chris Harris, Ryan Jacobs, Dustin Johns, John Knowles, Bill Lovewell & Chad Miller

**Players to Watch:** Jonte McMullen, Demetrius Jones, Jireh Wilson, Jaquis Koonce, Daiquan Baker, Antoine Jones & Tyson Moore

**Team Record:** 12-3 (4-1)

Date	Opponent	Result
8/22	West Carteret	26 - 7 (W)
8/26	@ White Oak	49 - 0 (W)
9/2	@ Jacksonville	46 - 29 (W)
9/9	@ Clinton	16 - 35 (L)
9/16	Havelock	0 - 28 (L)
9/30	Jones Senior	44 - 0 (W)
10/6	@ Dixon*	34 - 0 (W)
10/14	@ Croatan*	35 - 0 (W)
10/21	East Duplin*	7 - 17 (L)
10/28	North Brunswick*	27 - 7 (W)
11/4	@ Southwest Onslow*	44 - 0 (W)
11/18	@ Randleman#	41 - 6 (W)
11/25	@ Bunn#	15 - 7 (W)
12/2	@ Clinton#	21 - 14 (W)
12/9	@ East Duplin#	14 - 7 (W)

The Monarchs have battled their way through four rounds of road playoff games to make their first appearance in a State Championship Game in their first year under head coach Kendrick Pollock. The Monarchs had a strong season, with two tough non-conference losses, one to Clinton that they would avenge in round three of the playoffs, and the other against 3A powerhouse Havelock.

Tied at 14 with a little over 3 minutes to play, Northside marched 80 yards for the winning touchdown against Clinton. The Monarchs then avenged their only conference loss of the year as they took a 14-7 win over East Duplin in the Regional Finals.

The offense runs through senior QB, Jonte McMullen who has accounted for more than 2,600 yards of total offense on the year. McMullen has racked up 186 carries on the year with 1,126 yards rushing including 17 TD's. He has passed for 1,610 yards with another 15 TD's through the air. Senior RB Jaquis Koonce has also rushed for more than 1,000 yards at 1,022 on the year with 15 TD's. Senior Dwayne Washington is just 78 yards shy of 1,000 on the season.

The Northside defense has been tremendous all year. The Monarchs have allowed 7 or less points an incredible 10 times in games this season. Junior Antonie Jones leads the team in tackles with 61 on the campaign. He is second on the team in sacks with 4, a half sack behind senior Tyson Moore.

**Location:** Shelby, N.C.

**Conference:** South Mountain Athletic 2A/3A

**Colors:** Black & Old Gold

**Principal:** David Allen

**Athletic Director:** Lance Ware

**Head Coach:** Lance Ware

**Assistant Coaches:** Chris Emery, Justin Hawn, Michael Wilbanks, Jamie Dunaway, Brian Huffstetler, Damon Scott, Aubrey Hollifield, Ray Barkley & Van Eskridge

**Players to Watch:** Jayden Borders (#6), Malik Sarratt (#12), Truck Sims (#13), Devine Gullatte (#7), Dax Hollifield (#44), Michael Carson (#4)

**Team Record:** 15-0 (8-0)

Date	Opponent	Result
8/19	Freedom	49 - 0 (W)
8/26	@ A.C. Reynolds	35 - 14 (W)
9/1	South Point	24 - 0 (W)
9/9	R-S Central*	54 - 13 (W)
9/16	@ Chase*	48 - 17 (W)
9/23	Kings Mountain*	39 - 9 (W)
9/30	@ East Burke*	49 - 9 (W)
10/6	East Rutherford*	45 - 7 (W)
10/14	@ Burns*	35 - 7 (W)
10/28	Draughn*	56 - 0 (W)
11/4	@ Crest*	21 - 19 (W)
11/18	North Surry#	55 - 7 (W)
11/25	Franklin#	41 - 0 (W)
12/2	Huss#	48 - 33 (W)
12/9	Monroe#	28 - 7 (W)


A senior class championship sweep, that's what the Shelby squad is looking to accomplish as the Golden Lions make their fourth straight appearance in a State Championship Game coming off of back-to-back-to-back championships. The Lions are seeking their ninth state title in their 13th total appearance since 1972.

This year's squad has dynamic playmakers all over the field, including the explosive Jayden Borders at wide receiver. The senior Borders has accounted for 21 touchdowns and 1,638 yards on 76 receptions this season. For his career, borders has 257 catches and 4,565 yards receiving, which is good enough for second all-time in NCHSAA history behind Mohamed Massaquoi from Independence.

Malik Sarrat, junior QB, has been steady all season, completing 64% of his passes for 3,471 yards and 42 TD's. Meanwhile the Shelby rushing attack has totaled 1,972 yards on the year with senior Juwan Sims over 700 yards on the season and junior Xavier Brooks over 500 on the campaign.

The Golden Lions defense, anchored by leading tackler Dax Hollifield has allowed seven point or less in 8 games this year, including three times in the playoffs. Hollifield has made 130 tackles and 49 tackles for loss on the year. Michael Carson has added 80 tackles with 39 behind the line.

# N NORTHSIDE-JACKSONVILLE MONARCHS ROSTER N




#	NAME	YR	HT	WT	P	#	NAME	YR	HT	WT	P
2	Rashawn Canady	12	5' 10"	160	WR/DB	40	Cole Ezelle	11	5' 9"	185	RB/LB
3	Jamari McMullen	11	6' 0"	183	QB/DB	41	Rashard Anderson	10	5' 9"	139	RB/LB
5	Jireh Wilson	11	6' 2"	182	WR/CB	42	Lacy Williams	10	5' 9"	138	WR/DB
6	Thomas McCaskill	12	5' 9"	160	WR/DB	43	Tyler Gambrell	10	5' 8"	149	WR/DB
7	Damian Sullivan	11	5' 8"	140	WR/DB	44	Naiyiem Kelly	10	5' 5"	122	WR/DB
8	Jonte McMullen	12	5' 11"	184	QB/FS	50	Carlos Rivera	11	5' 9"	216	OL/DL
9	Antonie Jones	11	5' 9"	192	RB/LB	53	Jalen Thomas	11	6' 2"	215	OL/DL
10	Cameron Rogers	11	6' 1"	175	WR/LB	54	Elijah Fergerson	12	5' 11"	178	OL/DL
11	Demetrius Jones	11	6' 3"	160	WR/DB	55	Aaron Jackson	12	6' 5"	259	OL/DL
12	Naequan Nelson	11	5' 7"	165	RB/DB	56	Daiquan Baker	11	5' 10"	215	OL/LB
13	Elliot Dangerfield Jr.	11	6' 3"	146	WR/DB	62	Justin Quiram	11	5' 8"	277	OL/DL
16	Wyatt Biles	12	5' 9"	156	TE/LB	64	Steven Cleaves	10	6' 0"	219	OL/DL
20	Jaquavius Wooten	12	5' 11"	230	TE/DL	65	Antony Moten	11	5' 10"	200	OL/DE
21	Notrae Andrews	9	5' 7"	137	QB/FS	70	Maurice McIntrye	11	6' 3"	292	OL/DL
22	Dwayne Washington	12	5' 9"	190	RB/LB	73	Marque Carter	10	5' 9"	250	OL/DL
23	Fredrick Wheeler	12	5' 7"	154	WR/DB	74	Lamar Hunt	9	5' 10"	191	OL/DL
24	Jaquis Koonce	12	5' 8"	172	CB/RB	75	Alexzander Garcia	12	5' 8"	279	OL/DL
29	Drew Brown	11	5' 6"	154	TE/LB	76	Josh Allen	12	6' 0"	280	OL/DL
30	Timothy Vu Khane	10	5' 6"	109	K	80	Tyson Moore	12	6' 0"	183	WR/DL
32	Edrise Washington	12	6' 1"	181	TE/LB	81	Chad Miller	12	5' 10"	155	WR/DB
34	Tywan Bell	11	5' 4"	144	RB/LB	82	Kyreek Scott	10	6' 1"	170	TE/DE
35	Costello Bussey	12	6' 4"	195	TE/DE	84	Aaron Cagle	10	6' 1"	164	TE/DE
36	Zack Soares	11	5' 10"	147	WR/DB	85	Xavier Sanchez	12	5' 4"	116	WR/DB





# SHELBY GOLDEN LIONS ROSTER



#	NAME	YR	HT	WT	P	#	NAME	YR	HT	WT	P
2	Joshua Smith	11	6' 2"	169	DB	43	Caleb Goss	11	5' 10"	140	K
3	Isaiah Etchison	12	5' 6"	145	WR	44	Dax Hollifield	11	6' 2"	225	LB
4	Michael Carson	12	5' 10"	175	DL	45	Jaylon Goodson	12	5' 7"	190	LB
5	Jaylon Scott	10	6' 2"	217	LB	50	Trey Darlington	11	6' 2"	205	DL
6	Jayden Borders	12	5' 11"	175	WR	51	Chase Hartman	10	5' 11"	202	OL
7	Devin Gullatte	12	6' 1"	180	SS/WR	52	Michael Wright	12	6' 1"	255	OL
8	Darius Fuller	12	6' 3"	180	WR	53	Myson Anderson	11	5' 10"	190	LB
9	Rhaja Kirkland	11	6' 1"	200	DL	54	Lewis Telle	9	5' 10"	180	LB
10	Fabian Pettis	10	5' 10"	172	WR	55	Nasir McMullens	12	5' 9"	190	LB
11	Maleek McMullens	11	6' 1"	180	WR	56	Rashon George	11	5' 11"	220	OL
12	Malik Sarratt	11	6' 0"	190	QB	59	Bryant Spencer	11	6' 1"	200	LB
13	Juwan Sims	12	5' 9"	190	RB	60	Spencer Triplett	9	6' 2"	210	OL
14	Xavier Brooks	11	5' 7"	160	RB	61	Teyshawn Houston	12	6' 0"	235	OL
14	Zondre Cherry	10	6' 1"	175	WR	62	Dabrion Gill	10	5' 10"	235	OL/DL
15	Jacalon Shell	10	5' 11"	170	QB	65	Lake Barnes	12	5' 11"	240	OL
16	Nick Stites	9	6' 1"	180	QB	68	Gesus Hartgrove	12	6' 0"	260	OL/DL
17	Jhalen Cannon	11	5' 11"	150	WR	70	Daniel Floyd	12	6' 2"	280	OL
18	Damien Key	12	6' 1"	200	DB	71	Turner Smith	11	6' 3"	280	OL
19	Shaimez Poston	11	6' 2"	187	DB	72	Cedric Vinson	12	6' 0"	210	OL
20	Ja'kavian Hopper	11	5' 6"	140	DB	74	Shantez Banks	11	6' 0"	240	OL
21	Aaron Jolly	12	6' 0"	180	DB	75	Darius Clark	12	6' 2"	270	OL
22	George Dunlap	9	5' 9"	190	RB	76	Darius Archie	12	6' 0"	283	OL
23	Cj Ross	12	5' 10"	170	DB	77	Isaac Williams	10	5' 10"	190	OL
24	Joc Washington	11	5' 11"	200	RB/DB	78	Thomas Hougas	9	6' 1"	215	OL
25	Mj Allen	10	5' 9"	160	WR	79	Steven Lattimore	10	6' 1"	240	OL
26	Rashad Greene	12	5' 10"	165	RB	80	Ethan Triplett	12	5' 11"	180	K
27	Dashun Christopher	9	5' 11"	165	WR/DB	81	Izayah Beam	11	6' 0"	150	WR
28	Dorian Davis	10	6' 0"	158	CB	85	Jamichael Dawkins	12	6' 1"	170	WR
29	KJ Washington	10	5' 10"	165	DB	87	Chase Hendricks	11	5' 7"	140	K
30	Keelyn Surratt	11	5' 7"	150	WR	88	Lathan Kee	12	5' 11"	165	WR
32	Donye Fuller	9	5' 10"	165	RB	89	Nathan Kee	12	5' 11"	170	WR
33	Will Stites	11	5' 10"	175	LB	90	Tre' Jolly	10	6' 1"	195	DE
34	Trace Collins	12	5' 11"	195	LB	91	Tywon Hill	9	6' 5"	350	OL/DL
36	Brandon Davis	12	5' 8"	220	LB	95	O.J. Ross	12	6' 3"	276	DL
40	Joslen McGill	12	5' 10"	200	DL	98	Warren Eskridge	12	6' 0"	205	DL
41	Ahric Lipscomb	11	5' 10"	155	DB	99	Isaac Greene	10	6' 0"	195	DL



# 2016 3A Football Championship Bracket



FIRST ROUND

SECOND ROUND

THIRD ROUND

THIRD ROUND

SECOND ROUND

FIRST ROUND

E1 West Craven

Hibriten W1

56-7



56-28

ME8 Northeast Guilford

West Craven

Hibriten

McMichael MW8

ME4 Eastern Alamance

Eastern Alamance

36-7

West Craven

62-28

Burns

North Forsyth MW4

35-21

24-7

48-23

E5 Nash Central

Havelock

Burns W5

E3 Havelock

Hibriten

Crest W3

42-14

49-20

60-40

ME6 W.M. Williams

Havelock

West Rowan

East Rowan MW6

ME2 Orange

Orange

14-7

35-7

West Rowan

West Rowan MW2

48-7

REGIONAL FINALS

STATE  
CHAMPIONSHIP

E7 Fike

Havelock

Freedom W7

34-33

Rocky Mount

Rocky Mount

Hibriten

South Point

CHAMPION

26-0

South Point

South Point MW1

30-15

59-0

ME1 Southern Nash

Southern Nash

West Henderson W8

E8 Northern Nash

27-21

45-6

South Point

E4 Rocky Mount

Rocky Mount

Rocky Mount

Tuscola

Tuscola W4

30-28

49-20

23-18

ME5 Southern Lee

Southern Guilford

Anson MW5

ME3 Southern Guilford

37-0

42-0

South Point

Forestview MW3

E6 West Carteret

Southern Guilford

Pisgah

Patton

Patton W6

29-7

22-13

35-17

E2 Eastern Wayne

South Johnston

Pisgah

Pisgah W2

52-7

20-13

ME7 South Johnston

Jesse Carson MW7

Wilson



WELLS  
FARGO



# 2016 3A Championship Team Information



## Rocky Mount Gryphons



## South Point Red Raiders

**Location:** Rocky Mount, N.C.

**Conference:** Big East 3A

**Colors:** Vegas Gold & Blue

**Principal:** Leon Farrow

**Athletic Director:** Michael Gainey

**Head Coach:** Jason Battle

**Assistant Coaches:** Jermaine Jones, Koron Nickelson, Carter Varnell, William Cherry, Michael Peebles, Sam Watson, Fonte' Lyles, & Robert Hart

**Players to Watch:** Sherrod Greene, Detrell Revis, Artavious Richardson, Thomas Battle, B.J. Sanders, Deangelo Collins & Kevjorick Edwards

**Team Record:** 13-2 (4-1)

Date	Opponent	Result
8/19	South Granville	48 - 0 (W)
8/26	Middle Creek	25 - 37 (L)
9/2	Hertford County	35 - 14 (W)
9/9	@ John A. Holmes	28 - 17 (W)
9/16	@ J.H. Rose	66 - 41 (W)
9/23	@ Hoke County	35 - 7 (W)
10/7	@ Nash Central*	20 - 14 (W)
10/21	Fike*	47 - 14 (W)
10/28	@ Southern Nash*	10 - 21 (L)
11/4	Northern Nash*	14 - 7 (W)
11/11	@ Hunt*	17 - 0 (W)
11/18	Southern Lee#	30 - 28 (W)
11/25	@ Southern Nash#	27 - 21 (W)
12/2	@ Southern Guilford#	49 - 20 (W)
12/9	@ Havelock#	34 - 33 (W)
12/17	South Point#	

It's hard to knock out defending champs, and teams should never count out this Rocky Mount squad, the defending 3A champions. Last year faced with a fourth quarter deficit against South Point, the Gryphons rallied to force overtime and took a 24-21 victory. This season has been a similar story.

The Gryphons struggled with consistency throughout the conference season according to head coach Jason Battle. When his team found themselves with their backs against the wall in round one against Southern Lee, the Rocky Mount side rallied to take a late victory and advance to take on the only team in the Big East that had beaten them in the year. The storybook continued with a thrilling triple overtime win over Havelock in the regional finals.

The Gryphons rely on a powerful rushing attack that has produced just four yards shy of 4,000 rushing yards on the season. B.J. Sanders has carried the ball 192 times for 1,296 yards and 15 TD's. His backfield mate, Deangelo Collins, has toted the ball 166 times for 974 yards and 9 scores.

Rocky Mount's defense is led by Detrell Revis, a junior with 80 tackles on the year. Rod'Quon White and Sherrod Greene, a pair of seniors, have each contributed 76 tackles on the season for the Gryphon defense.

**Location:** Belmont, N.C.

**Conference:** Big South 2A/3A

**Colors:** Red & Black

**Principal:** Gary Ford

**Athletic Director:** Kent Hyde

**Head Coach:** Mickey Lineberger

**Assistant Coaches:** Phil Tate, Adam Hodge, Brian Andrews, Joe Shepherd, Scott Lee, James Justice & Mike Hicks

**Players to Watch:** James Granson, Jake Alexander, Nick Muse & Phillip Davis

**Team Record:** 11-4 (6-1)

Date	Opponent	Result
8/19	Crest	27 - 12 (W)
8/26	Lincolnton	24 - 25 (L)
9/1	@ Shelby	0 - 24 (L)
9/9	@ Clover (SC)	14 - 17 (L)
9/23	@ East Gaston*	58 - 7 (W)
9/30	Huss*	16 - 21 (L)
10/7	@ Ashbrook*	45 - 12 (W)
10/14	Forestview*	45 - 3 (W)
10/21	@ Lake Norman Charter*	48 - 0 (W)
10/28	North Gaston*	64 - 6 (W)
11/4	@ Stuart Cramer*	63 - 0 (W)
11/18	West Henderson#	59 - 0 (W)
11/25	Tuscola#	45 - 6 (W)
12/2	Pisgah#	42 - 0 (W)
12/9	@ Hibriten#	26 - 0 (W)
12/17	Rocky Mount#	

It was a rocky start to the season for the defending 3A Western Regional Champions, as the Red Raiders dropped three straight in the early portion of the season against some of the top competition in the state. Those tough losses weren't unexpected for South Point, after all, the team lost 24 seniors to graduation from a team that made a state championship appearance a season ago, but the losses did help prepare the Raiders for the post-season. The growth has been evident.

Head Coach Mickey Lineberger said, "It took a while to get the pieces of the puzzle in the right places working together." He added, "Our defense has been outstanding all year and our offense has been green and growing."

The Red Raiders make their fifth appearance in an NCHSAA Championship game, and have won 3 of their four appearances, the last title coming in 2009 versus South Johnston. Junior Running Back Jake Alexander paces the ground attack for South Point. He's tallied 267 carries for 1530 yards and 19 TD's on the season. No other back is over 500 yards on an offense that has amassed 3,470 yards via the rushing game.

Defensively, senior Nick Muse has made 147 tackles to lead the team. Junior Nathan Hamilton is right on his heels with 145 tackles. Tanner Canterbury and Matthew Robinson are both over 100 tackles on the year at 119 each.





# ROCKY MOUNT GRYPHONS ROSTER



#	NAME	YR	HT	WT	P	#	NAME	YR	HT	WT	P
1	B.J. Daniels-Sanders	12	5' 9"	188	RB	42	Christopher Harper	12	5' 10"	175	OLB
2	Shyheim Battle	10	6' 2"	170	CB/WR	43	Rodell Bridges	10	5' 11"	190	ILB
3	Kevjorick Edwards	12	5' 9"	165	WR/CB	44	Sherrod Greene	12	6' 1"	220	LB/FB
4	Kevon Daniels	11	5' 7"	175	OLB	51	Jalon Hill	12	5' 8"	175	G
5	Rajah McCowan	10	5' 9"	155	WR	52	Dequan Horne	9	5' 9"	160	LB
6	Rod'quon White	12	5' 11"	210	ILB	53	Justin Francis	10	6' 0"	195	DT
7	Isaac Edge	12	5' 7"	150	CB	55	Marice White	12	6' 1"	265	DL
8	Shabios Lynch	12	5' 10"	170	QB	56	Tyrick Roberts	10	6' 0"	215	DL
9	Artavious Richardson	12	6' 2"	210	DE/TE	60	Desmond Barnes	10	5' 10"	260	OL
17	Jaquan Lynch	9	5' 10"	140	QB	61	Ahmad Gamble	10	5' 10"	185	DT
18	Mckenzy Wright	12	6' 2"	190	QB	63	Gabriel Bynum	10	5' 10"	180	DE
20	Donomesion Brown	11	5' 6"	146	RB	64	Saylor Newton	10	5' 6"	160	K
21	Deangelo Collins	12	5' 9"	155	RB/WR	65	Arafat Alzer	12	5' 9"	250	OL
22	Charlie Williams III	11	5' 9"	170	RB	70	David Keck	12	6' 3"	220	OL
23	Donte Whitaker	11	6' 0"	191	ILB	72	Thomas Battle	12	6' 0"	310	DL
24	Rahmel Lucas	11	5' 9"	165	OLB	73	Marcus Braswell	11	5' 10"	265	OL
25	Tavaughan Parker	10	5' 11"	150	C	77	Kera Robinson	12	6' 3"	320	OL
28	Joshua Deans	12	5' 11"	150	DB	80	Cedric Baker	10	5' 11"	175	OLB
30	Monte Whitaker	12	6' 1"	152	DB	81	Alex Brown	12	5' 9"	200	P
31	Detrell Revis	11	5' 9"	165	DB/WR	82	Scott Swartz	12	5' 10"	155	WR
32	Jalen Watson	11	5' 9"	205	FB	85	Dontea Evans	11	6' 4"	185	DE
34	Marquez Pittman	11	5' 9"	160	LB	85	Dontea Evans Jr	10	6' 4"	190	WR
39	Tashawn Lawrence	9	5' 5"	140	RB	86	Mar'Queveon Ricks	9	5' 11"	155	S
40	Tariq Drewery	11	5' 9"	155	LB	90	Alandis Trevathan	10	5' 10"	175	TE
41	Chase Miller	12	6' 3"	185	K/P						



# SOUTH POINT RED RAIDERS ROSTER



#	NAME	YR	HT	WT	P	#	NAME	YR	HT	WT	P
5	Nathan Silver	12	6' 0"	178	S/SE	44	Naseem Jones	9	6' 0"	172	CB/WB
7	Tre Glenn	9	5' 10"	137	SE/CB	45	Nolan Cochran	10	6' 1"	205	DE
8	Keaton Hale	10	5' 11"	160	QB	46	Jacob Blackert	9	5' 11"	165	DE
9	Nick Farmer	12	5' 10"	160	C/WB	51	Riley Nichols	11	5' 10"	180	T
10	Alex Campbell	9	6' 0"	150	SE/S	52	Aryn Moore	10	5' 10"	230	C
11	Zane Andrews	10	5' 10"	135	SE/S	54	Payton Graham	12	6' 1"	225	DT
12	Scottie Lee	11	5' 11"	155	QB	55	Ethan Jackson	11	5' 10"	195	C
14	Max Mead	12	6' 1"	185	S/QB	60	Zack Whitman	10	5' 9"	155	LB/T
19	Matthew Robinson	11	6' 3"	205	DE	61	Sean Burns	11	6' 0"	195	OT
20	Caleb Gibson	10	5' 8"	145	DB	62	Wesley Barker	11	5' 10"	210	OG
21	Tanner Canterberry	10	5' 11"	165	OLB	64	James Granson	12	5' 10"	245	G
22	Nick Gange	9	6' 1"	172	WB/C	66	Victor Hernandez	11	6' 0"	238	OG
23	Ray Grier	9	6' 2"	182	S/SE	72	Larry Dowdy	10	6' 4"	250	OT
24	Jake Alexander	11	6' 1"	185	FB/C	73	Matt Thomas	10	6' 1"	184	G/DT
25	Mario Brandon, Jr.	11	5' 10"	165	S/WB	74	J.R. Scipio	12	6' 3"	218	SE/TE
30	Ty Tinker	11	5' 6"	175	WB	75	Tyler Kotula	11	6' 0"	202	DL
31	Josh Hicks	10	5' 10"	175	LB	77	Phillip Davis	11	6' 0"	305	DL
32	CJ Jennings	9	5' 11"	155	CB/WB	79	Jesse Singleton	10	6' 0"	288	DT
33	Nick Muse	12	6' 4"	240	LB/TE	80	Zach Scandrett	12	5' 11"	160	SE
34	Dillon Neagle	9	5' 11"	162	SE/SS	81	Jacob Barnhart	9	5' 10"	144	SE
40	Nathan Hamilton	11	6' 1"	200	LB/TE	84	Hunter Marett	12	6' 0"	195	DL
41	Lawrence Haley	11	6' 2"	218	DE	85	Hunter Cornelison	11	6' 2"	200	TE
42	Josh Bogen	10	5' 11"	164	TE	86	Cade Ratliff	10	6' 0"	162	K
43	Jerme Leeper	12	5' 3"	189	DL	87	Thomas Lempereur	12	5' 11"	170	K







# 2016 3AA Championship Team Information



## Eastern Guilford Wildcats



## Weddington Warriors

**Location:** Gibsonville, N.C.

**Conference:** Mid-State 3A

**Colors:** Blue & Vegas Gold

**Principal:** Lance Sockwell

**Athletic Director:** Randall Hackett

**Head Coach:** Doug Robertson

**Assistant Coaches:** Chuck Mardis, Glenn Goss, Jay Stanley, Brent Shepherd, Kennedy Tinsley, Kevin Jones & Charles Culler

**Players to Watch:** Bryant Barr, Zion Walker, Isaiah Finerty, James Artis, Kyin Howard, Spencer Clapp, Nic Cheely & Eric Walker

**Team Record:** 15-0 (8-0)

Date	Opponent	Result
8/19	@ Southern Guilford	20 - 16 (W)
8/26	@ Southeast Guilford	28 - 24 (W)
9/1	Broughton	33 - 0 (W)
9/16	@ Northeast Guilford*	28 - 14 (W)
9/23	McMichael*	43 - 7 (W)
9/30	Morehead*	43 - 0 (W)
10/6	@ Walter M. Williams*	26 - 0 (W)
10/14	Northern Guilford*	28 - 0 (W)
10/21	@ Western Alamance*	31 - 26 (W)
10/28	Eastern Alamance*	29 - 18 (W)
11/4	@ Rockingham County*	41 - 15 (W)
11/18	Corinth Holders#	55 - 20 (W)
11/25	Asheboro#	37 - 7 (W)
12/2	Western Alamance#	28 - 17 (W)
12/9	Jacksonville#	26 - 21 (W)
12/17	Weddington#	

Eastern Guilford ran the gauntlet in the Mid-State 3A as the Wildcats powered through the league's three traditional powers, Northern Guilford, Western Alamance and Eastern Alamance in back-to-back-to-back weeks, clinching the conference title and eventually the top seed in the 3AA Mideast.

Defense is the life-blood of this year's Wildcats, who make the school's first appearance in an NCHSAA Football State Championship game. Coach Doug Robertson said, "We have limited turnovers and been able to cause a lot of turnovers. We've played together as a team and many guys have stepped up to give us more depth."

The Wildcat offense is a balanced one, gaining 2,138 yards through the air, much of it off of the arm of junior QB Dominique Graves who is completing nearly 66% of his passes for 1,620 yards and 16 scores. He's also accounted for 9 rushing TD's and 500 yards rushing, third on a team that has gained better than 2,500 yards on the ground this year. Bryant Barr is the team's leading rusher with 12 touchdowns and 940 yards rushing. Barr has also thrown for 563 yards and 7 TD's on the season.

Safety James Artis is the team's leading tackler with 65 recorded on the season anchoring a defense that has allowed 7 or less points on six separate occasions this season.

**Location:** Matthews, N.C.

**Conference:** Southern Carolina 3A

**Colors:** Kelly Green & Navy

**Principal:** Dr. Kim Andrews

**Athletic Director:** Michael Hart

**Head Coach:** Tim Carson

**Assistant Coaches:** Andy Capone, Ron Bays, Patrick Conroy, Michael Newman, Terry Jordan, Dexter Martini & Shaun Crooks

**Players to Watch:** Joey Hobbs

**Team Record:** 12-3 (5-0)

Date	Opponent	Result
8/19	@ Ardrey Kell	27 - 30 (L)
8/26	Forest Hills	56 - 0 (W)
9/2	Pinecrest	31 - 35 (L)
9/8	@ Monroe	7 - 21 (L)
9/16	Parkwood	45 - 3 (W)
9/30	@ Charlotte Country Day School (NC)	55 - 7 (W)
10/7	Anson	43 - 7 (W)
10/14	@ Cuthbertson*	41 - 15 (W)
10/21	@ Sun Valley*	49 - 19 (W)
10/28	Piedmont*	42 - 7 (W)
11/4	Marvin Ridge*	34 - 3 (W)
11/18	Statesville#	38 - 0 (W)
11/25	Ledford Senior#	42 - 21 (W)
12/2	@ A.C. Reynolds#	21 - 13 (W)
12/9	Hickory Ridge#	24 - 7 (W)
12/17	Eastern Guilford#	


Weddington returns to the State Championship for the second time in school history after winning the conference championship for the first time in the school's 16-year history. The Warriors defeated cross-county rival Marvin Ridge 34-3 to claim the title in the final week of the regular season. The Warriors first State Championship appearance was a defensive battle in the 3AA Final in 2014 against Northern Guilford as Weddington came up short 14-7.

This year's Warriors squad packs quite a defensive punch as they've allowed seven or less points eight times this season. The Warrior defense is led by senior linebacker and safety Joey Hobbs who leads the team with 163 tackles and 8 sacks. He's tied for the team lead in interceptions with 4 on the year on a defense that has pilfered 23 passes in total.

David Bahya, a senior QB, is completing 60% of his throws and has accounted for 21 touchdowns through the air and 2,192 yards. He has also added more than 300 yards on the ground and 4 scores. The rushing attack is solid amassing over 2,900 yards on the year without a single player going over 1,000 yards on the season. Senior Denzel Patton is the team's leading rusher with 84 carries on the year counting for 762 yards and 9 TD's. His fellow senior Wil Brunson has 86 carries for 535 yards and 6 scores.



# EASTERN GUILFORD WILDCATS ROSTER



#	NAME	YR	HT	WT	P	#	NAME	YR	HT	WT	P
1	Dominique Graves	11	6' 1"	160	DB/QB	31	Rufus Williams	10	5' 9"	170	DL/RB
2	Kyin Howard	12	6' 0"	230	LB/RB	32	Jared Mitchell	11	5' 10"	195	LB/HB
3	Nafi Tucker	12	5' 9"	175	LB/RB	33	Darrell Roberts	10	5' 8"	160	DB/RB
4	Zion Walker	12	5' 10"	180	LB/RB	34	Dorrian Faucette	12	5' 10"	149	LB/RB
5	Bryant Barr	12	6' 0"	185	DB/QB	40	Adam Akins	9	5' 10"	160	LB/WR
6	James Artis	12	5' 9"	160	FS/WR	41	Kalind Christian	10	5' 6"	145	QB/DB
7	Zaccheus Milton	11	5' 9"	160	DB/WR	42	Tyler Liles	10	5' 10"	150	QB/DB
8	Isaiah Finerty	12	5' 9"	155	DB/WR	50	Tyray Vanscoy	11	5' 11"	230	DT/G
10	Nic Cheeley	10	6' 1"	170	DB/WR	51	Jimmy Orosco	11	6' 2"	195	G/T
11	Justin Spruill	10	5' 10"	185	DE/RB	52	Spencer Clapp	12	6' 6"	260	DE/T
12	Chrishon Goldston	11	5' 9"	170	DB/WR	54	Terrell Owens	11	5' 7"	215	DT/G
14	Jamel Miller	12	5' 9"	167	DB/RB	55	Verron Edwards	12	5' 11"	220	OL/LB
15	Dennis Brooks	11	6' 2"	175	LB/WR	56	Wesley Alderman	11	6' 1"	175	LB/G
16	Christian McMullen	11	6' 1"	215	LB/RB	57	Jadon Johnson	12	6' 1"	230	OL/DL
17	Keshaun Rhodie	12	5' 4"	130	RB/CB	59	William Carson	10	5' 10"	160	LB/OL
18	Cedric Williams	11	5' 10"	160	DB/QB	64	Curtis McCormick	11	6' 0"	230	OL/DL
19	Camron Smith	12	5' 9"	200	K	65	Matthew Wolford	10	6' 0"	225	OL/DL
20	Shaquan Woody	12	5' 10"	160	WR/CB	67	Christian Profitt	10	5' 8"	160	DL/OL
21	Savionne Watt	11	6' 0"	208	RB/LB	72	Kendyl Graves	11	6' 2"	291	DT/C
22	Cameron Myers	10	5' 8"	150	DB/WR	75	Braxton Henderson	10	5' 8"	250	OL/DL
23	Brandon Myers	11	5' 9"	160	DB/WR	76	Erik Walker	10	6' 4"	332	T/DT
24	Isaiah Wallace	11	5' 11"	191	RB/DE	78	David Preti	11	5' 11"	330	DT/OL
25	Devonte Swain	12	5' 8"	150	DB/WR	80	Justin Matthews	10	6' 0"	165	DB/WR
26	Collin Smith	10	5' 9"	140	K/P						



# WEDDINGTON WARRIORS ROSTER



#	NAME	YR	HT	WT	P	#	NAME	YR	HT	WT	P
1	Harrison Bowers	12	5' 10"	150	CB/FS	42	Alec Mock	9	6' 1"	185	LB/TE
2	Wil Brunson	12	5' 9"	175	RB/CB	44	Denzel Patton	12	5' 11"	230	DT/RB
3	Michael Mckeown	12	5' 7"	150	FS	45	Dusty Mercer	9	6' 0"	170	QB
4	Chase Randolph	12	6' 1"	220	RB/DE	48	Chazton Jordan	10	6' 0"	165	WR/DB
6	Jack Jankowski	12	6' 0"	195	SS/LS	50	Eddy Rios	12	6' 0"	180	MLB
7	David Bayha	12	6' 2"	210	QB	51	Alex Lubinecky	12	6' 2"	210	DT/NG
8	Branson Mcgee	11	5' 7"	155	SS	52	Sam Blowers	12	6' 0"	225	G
9	Joey Hobbs	12	6' 0"	205	LB/SS	53	John C Williamson, III	12	6' 3"	220	DE/LB
10	John Ohmstede	12	5' 9"	155	SS	54	Ben Lamb	11	6' 0"	195	OL/DL
11	Matt Petersen	12	5' 7"	165	K/P	55	Christopher Sorensen	11	6' 0"	185	OL/DL
12	Whitner Litton	10	6' 0"	170	QB	56	Malachy Kerrigan	10	6' 2"	170	DE
14	Eamon Murphy	10	6' 0"	190	WR/LB	61	Harry Fleck	12	6' 1"	230	OL
15	Wayne Dixie	10	6' 0"	178	RB/FS	64	Ian Dunn	10	5' 8"	180	OL/DL
16	James Shipley	10	5' 10"	160	WR/FS	65	Matt Moore	12	6' 0"	240	T/DT
20	Max Brimigion	10	6' 0"	160	WR	66	Nick Bernhard	11	6' 2"	265	OL
21	Nolan Crooks	12	5' 9"	176	LB/RB	67	Bradley Moorehead	10	5' 10"	180	OL/DL
24	Richie Laughlin	12	6' 2"	170	WR/CB	68	Dawson Rhodes	10	6' 0"	170	OL/DL
25	Nick Rivers	11	5' 11"	177	WR	70	Will Cobb	9	5' 8"	140	LS
26	Ian Williams	9	6' 2"	170	K/WR	71	Ryan Goldstein	10	5' 7"	150	LB
30	Gabriel Pettway	11	6' 1"	150	WR	72	Sam Morrison	10	5' 10"	230	DL
32	Chase Turner	9	5' 10"	160	WR	79	Wyatt Furlong	12	6' 1"	230	T
33	Trey Alsbrooks	9	6' 1"	175	DE	81	Tyrie Houghton	11	6' 1"	185	FB
34	Bailey Colson	11	5' 9"	165	WR/SS	82	Colby Barsz	9	6' 0"	150	WR/DB
35	James Gale	10	5' 5"	160	RB	86	Blaise Arthur-Wong	12	6' 1"	189	TE/LB
41	Jared Papke	10	5' 9"	160	RB/LB						





# 2016 4A Football Championship Bracket



FIRST ROUND

SECOND ROUND

THIRD ROUND

THIRD ROUND

SECOND ROUND

FIRST ROUND





# 2016 4A Championship Team Information



## Cape Fear Colts



## Dudley Panthers

**Location:** Fayetteville, N.C.

**Conference:** Mid-South 4A

**Colors:** Blue & Vegas Gold

**Principal:** Lee Spruill

**Athletic Director:** Matt McLean

**Head Coach:** Jake Thomas

**Assistant Coaches:** Ryan Grates, Chris Hall, Mike Stanbridge, Jordan Vann, Joe Grates, Derrick Johnson & Tyree McLaughlin

**Players to Watch:** Justice Galloway-Velasquez (QB), A.J. Baldwin (WR), Earlee Melvin (RB), Jackson Parker (OLB), Milton Mosley (DE) & Jordan Ashley (FS)

**Team Record:** 15-0 (6-0)

Date	Opponent	Result
8/18	Triton	28 - 10 (W)
8/26	@ Westover	50 - 28 (W)
9/2	Gray's Creek	49 - 12 (W)
9/9	@ Terry Sanford	42 - 35 (W)
9/16	South Johnston	45 - 0 (W)
10/1	@ Overhills*	41 - 22 (W)
10/6	Seventy-First*	29 - 27 (W)
10/21	E.E. Smith*	42 - 7 (W)
10/28	@ Jack Britt*	50 - 0 (W)
11/4	South View*	36 - 14 (W)
11/11	@ Pine Forest*	25 - 7 (W)
11/18	Clayton#	62 - 3 (W)
11/25	West Johnston#	35 - 34 (W)
12/2	Cardinal Gibbons#	47 - 33 (W)
12/9	@ Scotland#	27 - 7 (W)
12/17	Dudley#	

After plowing through the regular season in the Mid-South 4A unbeaten, no small feat against the likes of traditional powers E.E. Smith, Seventy-First and Jack Britt, Cape Fear won the first conference championship in school history, crossing the 10-win barrier for the first time as well.

The Colts arrived to the second round of the playoffs and found themselves locked in a tight contest with a fiery West Johnston. The Wildcats forced overtime and Cape Fear stood with their backs against the wall for one of the first times in their season. The Colts managed to scrape by West Johnston 35-34, but the tight game helped galvanize an already dynamic team.

A true dual-threat at QB, Justice Galloway-Velasquez, is the straw that stirs the drink for the Colts. He's thrown for 2,253 yards and 25 TD's on the year with just six interceptions while rushing for 1,814 yards and 24 touchdowns while averaging 8.7 yards per carry. In total, the Colts have rushed for 3,389 yards as Earlee Melvin and Malik Knight have each contributed more than 500 yards on the ground this year. Senior WR A.J. Baldwin provides a solid target on the outside for Galloway-Velasquez, hauling in 49 passes for 946 yards and 13 scores.

The Colt defense is powered by a pair of seniors, Jackson Parker and Jordan Ashley, as well as junior Chris Matthews, each with over 100 tackles on the year.

**Location:** Greensboro, N.C.

**Conference:** All-Metro 4A

**Colors:** Blue & Vegas Gold

**Principal:** Rodney Wilds

**Athletic Director:** Art Wade

**Head Coach:** Steven Davis

**Assistant Coaches:** Curtis McMillan, Denoiris Best, Antonio Kirkpatrick, Antonio Hall, Artorius Bryant, Mike Quarles, Brandon Anderson, Marvin Lamberth, Richard Powell, Trey Deese, Marcus Alford, Reggie Robertson & Calvin Davis

**Players to Watch:** Hendon Hooker, Thomas Young, Brion Seagraves, Patrick Connor & Nigel Peele

**Team Record:** 14-1 (4-1)

Date	Opponent	Result
8/19	Carver	48 - 0 (W)
8/26	Ragsdale	58 - 7 (W)
9/2	@ Davie	32 - 6 (W)
9/9	@ Hillside	32 - 26 (W)
9/16	Pine Forest	35 - 7 (W)
9/23	@ Richmond	34 - 14 (W)
10/6	@ Ben L. Smith*	56 - 0 (W)
10/14	Southern Alamance*	42 - 0 (W)
10/21	@ Grimsley*	47 - 0 (W)
10/28	@ Page*	22 - 23 (L)
11/4	Southeast Guilford*	55 - 8 (W)
11/18	Alexander Central#	52 - 8 (W)
11/25	Watauga#	55 - 20 (W)
12/2	Davie#	54 - 30 (W)
12/9	@ Charlotte Catholic#	21 - 10 (W)
12/17	Cape Fear#	

For Dudley, a team making their sixth appearance in an NCHSAA Football Championship game, this season has been one to remember. Taking challenges head-on has been a big reason for that according to Head Coach Steven Davis. "Playing a schedule that included Davie County, Hillside and Richmond County really tested our young men early and often in the season. Although we got beat up during these games, our young men found ways to continue to play at a high level," Davis said.

The Panthers are seeking the school's fourth state title, and have seen much of their success come through senior QB Hendon Hooker. Hooker is completing 61% of his passes for 2,425 yards this year while throwing 25 TD's and just 4 interceptions. Hooker has also rushed for better than 1,000 yards and 24 scores on the season.

With three players rushing for more than 1,000 yards on the year including Hooker, the Panthers can really control the game. Senior Ezra Perkins is the team's leading rusher at over 1,400 yards this season. Junior Zareik Rush is also in the thousand-yard club at 1,089 on the season.

The Panther defense has held opponents to single digits on nine separate occasions while forcing 29 turnovers this year.



# CAPE FEAR COLTS ROSTER



#	NAME	YR	HT	WT	P	#	NAME	YR	HT	WT	P
1	Jordan Ashley	12	6' 2"	170	WR/DB	37	Joey Saldana	11	5' 9"	160	DL
2	Justice Galloway-Velazquez	11	6' 2"	230	QB	38	Chris Brewster	11	5' 10"	173	WR/DB
3	A.J. Baldwin	12	6' 0"	180	WR/CB	40	Chris Matthews	11	6' 0"	202	LB/FB
4	Aaron Lewis	11	6' 0"	160	CB/WR	42	Austin Hunt	10	6' 1"	195	LB/FB
5	Tyone Tillman	11	5' 11"	185	WR/HB	44/52	Darrius Jackson	12	6' 0"	205	FB/TE
6	Montell Moore	12	6' 1"	174	WR/QB	51	Joseph Fisher	11	5' 9"	185	DL/OL
7	Malik Knight	12	5' 9"	174	HB/WR	53	Milton Mosley	12	6' 2"	240	DL/OL
8	Marquel Evans	12	5' 9"	150	DB/WR	54	Ritchie Lohr	12	5' 10"	182	DL
9	Austin Williams	12	5' 9"	169	DB	55/56	Marcus Jackson	10	6' 1"	183	OL/DL
10	Justin Hirigoyen	12	5' 7"	148	DB	58	Josh Jones	11	6' 3"	265	DL/OL
11	Earlee Melvin	10	6' 0"	167	HB/WR	60	Isaiah Perusek	12	6' 1"	223	OL
12	Jaylon Lock	12	6' 0"	165	FS/SS	61	Kelly Zimmerman	12	5' 11"	196	DL
13	Jaylon Hudson	10	6' 3"	192	WR/DB	62	Michael Faughn	11	5' 10"	185	OL/DL
15	Jackson Parker	12	6' 0"	175	LB/P	64	Trace Cannady	10	5' 10"	180	OL/DL
19	Cole Altman	10	6' 3"	173	QB	66	Nicholas Brown	11	5' 9"	160	DL
20	Austin Blackwell	11	6' 1"	175	LB	67	Alaa Kaid	12	5' 10"	220	DL
21	Cody Grunden	11	6' 1"	173	WR	71	Ryan Williams	12	6' 1"	260	OL/DL
22	Kyshawn Mclean	11	5' 10"	140	CB	72	Austin Davis	12	6' 2"	260	OL/DL
23	Pablo Lagos	12	5' 9"	180	LB	73	Kyle Manning	12	6' 3"	240	OL/DL
24	Donnell Melvin	9	6' 1"	175	WR	74	Latrell Sessoms	11	6' 0"	273	OL/DL
25	TJ Carroll	10	5' 9"	145	DB	75	Caleb Krings	9	6' 2"	240	OL/DL
28	Tyler Mccoy	11	5' 10"	160	WR/DB	76	Noah Rowsey	10	5' 10"	265	OL/DL
30	Mark Burks	9	5' 9"	164	RB/LB	77	Tyler Leese-Roberts	11	6' 4"	300	OL/DL
31	Austin Leonard	11	5' 8"	140	LB	78	Malachi Brown	10	5' 10"	198	OL/DL
32	Taiquan Gamble	9	6' 1"	170	RB/DB	79	Cade Oliver	9	5' 10"	189	OL/DL
34	J'Velius Peterson	10	6' 1"	195	RB/LB	82	Sincere Hale	10	6' 0"	197	TE/DL
35	Nick Minacapelli	9	5' 10"	190	DL	83	Jacob Brewington	12	5' 8"	130	K
36	Iyan Best	12	5' 9"	170	WR/DB	84	Mason Smith	9	6' 0"	150	K





# DUDLEY PANTHERS ROSTER



#	NAME	YR	HT	WT	P	#	NAME	YR	HT	WT	P
1	Hendon Hooker	12	6' 5"	212	QB	30	Jordan Colon	12	5' 11"	211	LB
2	Brion Seagraves	12	6' 0"	190	FS/WR	32	Gerard Rankin II	10	5' 9"	165	DB
3	Thomas Young	12	5' 9"	165	WR/RB	33	Bilal Issifou	11	5' 11"	185	DE
4	Myles Berry	11	6' 2"	188	DB	35	Khaleel Dawkins	11	5' 9"	160	DB
5	Jalan Clinard	12	5' 10"	185	DB/LB	36	Jurriente Davis	10	5' 11"	190	LB
6	Myles White	12	6' 1"	175	ATH	42	Colin Hargrove	11	5' 5"	202	LB
7	D.J. Crossen	11	6' 2"	190	ATH	43	Mark Shannon	11	6' 0"	278	DL
8	Nigel Fitzgerald	11	6' 5"	195	WR/TE	44	Aaron Reid	12	6' 0"	235	DL
9	Jon Zellous	12	6' 3"	192	WR	45	Justice Parrott	12	6' 1"	215	DE/TE
10	Ezra Perkins	12	5' 7"	205	RB	50	Reggie Robertson	11	6' 2"	280	DL
11	Zareik Rush	11	6' 3"	202	ATH	51	Krystofer Stewart	11	6' 3"	260	OL
12	Nigel Peele	12	6' 0"	228	LB	52	Dimitri Fitzgerald	10	5' 11"	230	OL
13	Peter Ross	12	5' 11"	180	WR	53	James Conyers	10	6' 2"	254	OL
14	Richard Monroe IV	10	6' 2"	183	QB/WR	54	Coutize Pope	11	6' 3"	288	OL
15	Patrick Connor	12	6' 0"	224	LB	55	Dacquari Wilson	12	6' 3"	292	OL
17	Alston Hooker	9	6' 1"	168	QB	56	Bryson Speas	12	6' 5"	265	OL
19	Issachar Brunsun	12	6' 3"	183	WR	57	Quran Blount	12	6' 0"	263	OL/DL
20	Kayvon Brown	12	5' 11"	180	WR	71	Awan Patterson	11	6' 2"	328	OL
21	Landen Johnson	10	6' 2"	188	LB	72	Jalen Williams	9	6' 3"	274	OL
21	Landen Johnson	10	6' 2"	184	OLB	77	Willie McKinney	10	5' 10"	273	OL
22	Caleb Matthews	11	6' 4"	230	DE	80	Chris Evans	12	5' 9"	170	WR
23	Ronald Gilliard	10	6' 2"	204	DE	81	Chris Zellous	9	6' 1"	180	QB/WR
24	Awstyn Williams	12	6' 3"	208	DE/LB	82	Ker Shol	10	5' 10"	143	WR
25	DaVonta Stewart	12	6' 2"	210	TE/DE	83	Kenji Patterson	11	5' 10"	165	K
26	Noah Lea	10	5' 9"	165	DB	84	Shiloh Levons	11	5' 11"	172	WR
28	Tony Burch	12	5' 11"	180	RB/DB	88	Gong Shol	12	6' 2"	170	WR





# 2016 4AA Championship Team Information



## Wake Forest Cougars



## Page Pirates

**Location:** Wake Forest, N.C.

**Conference:** Cap 8 4A

**Colors:** Red & Blue

**Principal:** Patti Hamler

**Athletic Director:** Mike Joyner

**Head Coach:** Reggie Lucas

**Assistant Coaches:** Hancel Phipps, Glendon Dillard, Rodney Ray, Jamie Holland, Brian McClintock, Joe McChia, Ivan Braszo, Blake Brooks & Allen Buckner

**Players to Watch:** Devon Lawrence, Marquis Dunn, Chris James, Darius Hodge, Jake Campbell, Xach Gill, Javon Terry, Seth Williams & Jon Jiles

**Team Record:** 15-0 (7-0)

Date	Opponent	Result
8/19	@ Panther Creek	49 - 6 (W)
8/26	Apex	56 - 7 (W)
9/2	@ Southeast Raleigh	48 - 13 (W)
9/9	Rolesville	42 - 0 (W)
9/23	Broughton*	35 - 0 (W)
9/30	@ Millbrook*	37 - 0 (W)
10/6	Wakefield*	45 - 0 (W)
10/14	@ Heritage*	26 - 13 (W)
10/21	Leesville Road*	24 - 17 (W)
10/28	@ Sanderson*	30 - 8 (W)
11/4	Enloe*	44 - 0 (W)
11/18	Panther Creek#	56 - 0 (W)
11/25	E.A. Laney#	7 - 6 (W)
12/2	Heritage#	35 - 20 (W)
12/9	@ Middle Creek#	20 - 17 (W)
12/17	Page#	

Steady progress, that's the key to Wake Forest's program over the long course with Head Coach Reggie Lucas at the helm. The Cougars are making their fourth appearance in a state title game since 2010, and will face the team that knocked them out of last year's playoffs in the second round in this year's final. "Defensively we have played our best season as a group," said Lucas. "There are always things to improve on, but I can truly say this is a special group of young men."

Devon Lawrence and Marquis Dunn have provided explosive runs for the Cougars all season long. The Cougars are averaging better than 260 yards on the ground per game with Lawrence and Dunn each over 1,000 yards on the season. Lawrence has amassed 1,458 yards and 23 TD's with Dunn contributing 1,228 yards and 18 scores. Chris James is in his second year as starting quarterback and has only lost one game in his career as a starter.

The defense is stout and has allowed double-digit points only five times on the season. The Cougar defense is led by Darius Hodge, who Lucas says, "Has played as well as any LB can play for us." Hodge has 8 interceptions to his credit this year to go along with 9 blocked kicks. Xach Gill leads the Cougars in sacks with more than 15 on the season.

**Location:** Greensboro, N.C.

**Conference:** All-Metro 4A

**Colors:** Red & White

**Principal:** Patrice Faison

**Athletic Director:** Russell Lee

**Head Coach:** Kevin Gillespie

**Assistant Coaches:** Norman Weeks, Gordon Hagen, Tim Bagamary, Josh McGehee, Newton Babb, Earl Sams, Terrence Lynch, T.C. Cochran, Austin Higgins & Steve McCormick

**Players to Watch:** Will Jones, Javon Leake & Ronald Polite

**Team Record:** 14-1 (5-0)

Date	Opponent	Result
8/19	Davie	29 - 39 (L)
8/26	@ Northern Guilford	48 - 0 (W)
9/2	@ High Point Central	65 - 20 (W)
9/9	Ragsdale	55 - 27 (W)
9/16	Ronald Reagan	49 - 7 (W)
9/23	East Forsyth	34 - 21 (W)
10/7	@ Southeast Guilford*	42 - 6 (W)
10/14	@ Grimsley*	56 - 14 (W)
10/21	@ Ben L. Smith*	30 - 12 (W)
10/28	Dudley*	23 - 22 (W)
11/4	@ Southern Alamance*	48 - 0 (W)
11/18	Olympic#	39 - 14 (W)
11/25	West Mecklenburg#	55 - 26 (W)
12/2	West Forsyth#	49 - 14 (W)
12/9	Zebulon B. Vance#	49 - 14 (W)
12/17	Wake Forest#	


Greensboro Page makes their eighth appearance in an NCHSAA Championship Game, returning to the finals just a year after falling to Mallard Creek in the 2015 title game. This year's Pirates are a force to be reckoned with as their lone blemish on the season came against Davie in week one.

Senior QB Will Jones has tossed for 2,859 yards with 35 touchdowns to just 7 interceptions. Many of those completions have gone to senior WR Ronald Polite who has hauled in 81 passes for 1,268 yards and 19 scores on the season. The Pirate ground game is equally as potent as Page has averaged 6.8 yards per carry on their way to 2,934 yards rushing this year. Javon Leake, a senior running back, leads the way for the Pirates with 1,553 yards on 8.3 yards per carry this year. He has scored 28 times on the ground, adding another score with a single receiving TD this year.

The Pirate defense is somewhat overlooked because of their explosive offensive counterparts, but the defense has proven reliable over the course of the season when called upon. The defense passed the test with flying colors against Dudley in the defacto All-Metro title game, which the Pirates held on to win 23-22 against a potent Dudley Panther attack.

Page has a strong tradition, winning four championships in the 80's and claiming their most recent crown in the 4AA championship of 2011, beating Garner 35-21.






#	NAME	YR	HT	WT	P	#	NAME	YR	HT	WT	P
1	John Jiles	11	6' 3"	205	DB/WR	42	Justin Duncan	11	5' 11"	165	LB
2	Javon Terry	11	6' 2"	195	CB	43	Mason Gilbert	12	6' 1"	205	OLB
3	Devon Lawrence	11	5' 11"	190	RB	44	Darius Hodge	12	6' 2"	240	LB
4	Delante Lucas	12	5' 9"	160	FB	45	Ward Sewell	11	5' 11"	220	LB
5	Drew Homschek	11	6' 2"	185	FS	46	Nate Qualls	10	6' 0"	190	LB
6	Marquis Dunn	11	5' 10"	181	RB	47	Joel Despain	12	6' 0"	175	LB
7	Emarri Preddy	12	5' 11"	170	CB	48	Devin Wilse	11	5' 10"	200	LB
8	Devon Brooks	11	5' 9"	160	QB	49	Matt Bullock	12	6' 3"	170	LB
9	Will Jones	12	6' 2"	185	WR	50	Shane Harrington	11	5' 9"	180	DL
10	Gunnar Carrigan	12	6' 0"	160	WR	51	Colin Audette	10	5' 11"	240	C
11	Jordan Atwater	10	6' 1"	170	WR	52	Micah Speed	10	6' 0"	270	OL
12	Devin Fletcher	11	5' 9"	175	S	53	Trejin Hartsfield	12	5' 6"	270	G
13	Lex Goodwin	11	6' 2"	205	WR	54	Xachary Gill	12	6' 5"	270	DE/DT
14	Christopher Vidal	12	5' 10"	150	K	55	Xavier Carter	12	6' 1"	274	OL
15	Will Davis	12	6' 1"	180	QB	56	Seth Williams	11	6' 1"	220	OLB
16	Kymore Andrews	11	5' 8"	130	CB	58	Nicholas Major	10	5' 11"	195	DL
17	Seth Giles	11	6' 1"	160	SS	59	Will Enright	12	5' 8"	220	C
18	Chris James	11	6' 1"	175	QB	60	Perry King	11	6' 3"	180	P
19	Forrest Lee	12	5' 9"	165	K	61	Joshua Kruger	11	6' 2"	255	T
21	Craig Reid Jr.	12	6' 2"	160	CB	62	Sam Deluke	11	6' 0"	235	G/C
22	Noah Stockton	11	5' 8"	155	RB	63	Alex Costantini	12	6' 4"	200	TE
23	Mateo Supido	10	5' 10"	165	WR	64	Nate Brown	12	6' 2"	264	T
24	Connor Loeffler	11	5' 11"	180	FS	65	Dom Cesta	11	5' 11"	225	G
25	Mitchell Glover	12	5' 9"	160	SS	66	James Frye	11	5' 11"	270	C
26	Shamar Barnes	11	5' 8"	150	CB	68	Dashawn Green	11	6' 0"	260	G
27	Justice Crawford	12	5' 8"	152	WR	70	Jeremy Johnson	12	6' 3"	270	DE/DT
28	Michael Hinson	11	5' 8"	160	DB	71	Jadacus Logan	10	6' 1"	335	DT
29	Lance Bradley	10	5' 10"	180	LB	72	Josh King	11	6' 4"	290	T
30	Bryant Allen	11	5' 9"	180	LB	73	Terek Jones	12	5' 10"	240	DT
31	Jack Malone	11	6' 0"	210	LB	74	Nick Wisnieski	11	6' 5"	245	T
33	Jake Campbell	12	6' 1"	230	MLB	76	Michael Jones	10	6' 1"	275	DL
34	Nolan Parris	10	5' 11"	160	K	76	Jordan Reid	11	6' 9"	300	T
35	Demarcus Jones	10	5' 11"	189	RB	80	Noah Krogh	10	6' 0"	190	TE
36	Kameron Charles	11	5' 11"	160	CB	84	Adam Hales	11	6' 0"	175	TE
37	Connor Sill	11	5' 7"	125	DB	85	Josh Vaughn	12	6' 2"	185	WR/TE
38	Jonathan Washington	12	5' 6"	185	FB	86	Jamison Rich	12	6' 2"	175	TE
39	Logan Harris	12	6' 1"	180	TE	88	Quinton Repnyek	11	6' 3"	165	WR
40	Devin Ratte	11	5' 3"	120	RB	90	Tagg Bullock	10	6' 5"	240	DE
41	Nassir Mills	10	5' 11"	170	DB	92	Jaden Mckenzie	10	6' 3"	270	DE/DT



# PAGE PIRATES ROSTER



#	NAME	YR	HT	WT	P	#	NAME	YR	HT	WT	P
1	Javon Leake	12	6' 1"	210	RB/CB	36	Thomas Murray	11	5' 11"	150	K/P
2	Nick Baker	11	6' 0"	160	QB/WR	38	Corry White	11	5' 9"	170	LB/CB
3	Alan Tisdale	11	6' 3"	190	ILB	40	Kam Gavin	10	6' 0"	210	DT/DE
4	Will Hamrick	12	6' 0"	190	DE	42	Tyler Harris	11	5' 11"	183	MLB
5	Tarvris Martin	12	5' 7"	165	DB	44	Sincere Davis	10	5' 9"	165	RB
6	Trent Gibson	11	6' 0"	185	WR	45	Henry Hyde	11	5' 11"	160	WR/ATH
7	Kris Matthews	11	5' 7"	155	CB/FS	46	Caleb Hamilton	12	5' 10"	145	FS
8	Kiandre Paige	11	5' 10"	230	RB	48	Jack Stephens	12	5' 11"	175	LB/LS
9	Shawn Melton	11	5' 9"	180	LB/RB	50	Neema Pampo	10	5' 11"	170	DE
10	Alex Angus	10	6' 2"	160	FS	52	Carey Ivey	11	6' 0"	250	C
11	Naseem Alston	11	6' 3"	170	WR	54	Kobe Phillip	10	5' 10"	230	LB
12	Assad Alston	11	5' 5"	140	WR	55	Austin Palmer	12	6' 2"	215	T
14	Jamez Currie	11	6' 0"	162	CB	56	Armond Davis	12	6' 3"	226	OL
15	Will Jones	12	6' 4"	201	QB	58	Branyon Spigner	10	6' 0"	215	DE
16	Jahlen King	11	6' 0"	155	WR	60	Ronald Robinson	10	5' 8"	170	DL
17	Evan Gill	10	5' 10"	145	FS/SS	62	Ben Brown	11	6' 1"	280	OL
18	Ronald Polite	12	6' 0"	210	WR/LB	64	Jacob Milillo	12	6' 0"	257	OL
20	B.J. Turner	11	6' 0"	185	OLB	65	Parker Pearsall	12	6' 2"	180	T
22	Brooks Gillespie	10	5' 8"	130	WR	66	Eric Richardson	10	5' 9"	190	DL
24	Nicholas Butler	10	5' 10"	190	OLB	68	Nick Mackovic	11	6' 3"	300	C
25	Andy Bestman	11	5' 9"	170	LB/FB	70	Jamon Reynolds-Hughes	11	5' 10"	190	OL
26	Micah Gafford	12	5' 6"	170	RB	75	Shannon Wright	10	6' 1"	200	OL
28	Tremaine Cousar	12	6' 2"	170	FS	76	Terrell Baldwin	12	6' 0"	287	G
30	Tyler Deberry	12	6' 0"	220	DL	78	Matt Chmil	10	5' 10"	130	K
32	Adri Sanders	11	5' 8"	155	FS	80	Aubrie Easton	11	5' 6"	110	WR
33	Alex Gray	11	6' 3"	197	ILB	82	Anthony Rodriguez	12	5' 9"	155	WR
34	Daniel Goke	12	5' 6"	163	DL	84	Cody King	10	5' 7"	130	WR
35	Rashad Watson	11	6' 0"	223	DE	88	John Orekunrin	12	6' 0"	178	WR



# Championship Neutral Site Records



"Modern Era" Records beginning in 1989; updated through 2015 Championships

## TEAM RECORDS

### Most points, two teams combined

**Game:** 98 (Western Alamance 62, North Gaston 36,  
12/8/07 at Kenan)

### Most points, one team

**Game:** 68, Reidsville (vs. Bandys 12/6/03 at Carter-Finley)

**Half:** 42, Reidsville (2nd half vs. Bandys 12/6/03 at  
Carter-Finley)

42, Butler (1st half vs. Jack Britt 12/1/12 at Kenan)

42, Mallard Creek (1st half vs. Page 12/12/15 at  
Carter-Finley)

**Quarter:** 35, Mallard Creek (2nd quarter vs. Page 12/12/15  
at Carter-Finley)

### Most yards, total offense, two teams combined:

1,130 (North Gaston 575, Western Alamance 555, Western 62-36  
on 12/8/07 at Kenan)

### Most yards, total offense, one team, game:

622, Reidsville (vs. Bandys at Carter-Finley 12/6/03);

618, Northern Guilford (vs. Char. Catholic at Carter-Finley 12/1/12)

### Most yards rushing, one team, game:

542, Northern Guilford (vs. Char. Catholic at Carter-Finley, 12/1/12)

### Most yards passing, one team, game:

398, Reidsville (vs. Bandys at Carter-Finley, 12/6/03)

### Most plays, one team, game:

82, South Point (vs. South Johnston 12/11/09)

80, Murphy (vs. Wallace-Rose Hill 12/11/10)

74, Bertie (vs. High Point Central 12/8/95)

74, Rosman (vs. North Edgecombe 12/13/97)

74, Wallace-Rose Hill (vs. Albemarle 12/15/01)

### Most passes attempted, one team, game:

47, West Craven (25 of 47, 12/13/08, West Rowan 35-7)

45, Williamston (22 of 45, 12/14/01, Swain 38-19)

### Most passes completed, one team, game:

25, West Craven (25 of 47, 12/13/08, West Rowan 35-7)

25, Cummings (25 of 35, 12/7/90, Cummings 32-26)

25, Independence (25 of 44, 12/9/00, Independence 24-19)

### Most passes attempted, two teams combined, game:

73 (Kinston 41, Shelby 32, 12/12/15 at Carter-Finley, Shelby 57-  
21)

### Most passes completed, two teams combined, game:

34 (Bertie 15 completions, Ragsdale 19, 12/8/00, Bertie 32-15)

### Most interceptions by:

6, Swain County (vs. Williamston 2001)

5, West Rowan (vs. West Craven 12/13/08)

### Fewest total yards allowed, game:

49 by Robbinsville vs. Lakewood 12/12/92 (Robbinsville 35-0)

### Fewest rushing yards allowed, game:

-29 by Mallard Creek vs. Page 12/12/15 at Carter-Finley (Mallard  
Creek 49-6)

-9 by Concord vs. Wilson Hunt 12/11/04 at Groves (Concord (27-  
0)

-5 by Rose vs. Mount Tabor at Groves (12/6/03 (Rose 51-7)

-2 by Crest vs. Eastern Randolph at Kenan 12/6/03 (Crest 40-0)

### Fewest passing yards allowed, game: most recent

0 by Tarboro vs. Mountain Heritage 12/11/09 (Tarboro 28-3)

*Has occurred 11 times: (0 yard team listed first)*

Robbinsville vs. Lakewood 12/12/92 (Robbinsville 35-0)

West Charlotte vs Douglas Byrd 12/9/95 (West Charlotte 20-13)

North Edgecombe vs. Starmount 12/12/98 (Starmount 22-20)

Graham vs. Northside 12/9/00 (Graham 31-6)

Carver vs. Fike 12/14/02 (Carver 34-0 at Carter-Finley)

Cummings vs. Southwest Onslow 12/6/03 (SW Onslow 20-14 )

Swain vs. Southside 12/11/04 (Swain 16-14)

Lincolnton vs. Clinton 12/10/05 (Clinton 13-6)

Southern Vance vs. Shelby 12/9/06 (Shelby 27-24)

Douglas Byrd vs. Seventy-First 12/13/08 (Seventy-First 28-7)

## Individual Rushing

Most Yards Rushing - Top 12	Year	Att	Yds	TD	Location
1. T.J. Logan, Northern Guilford	2012	28	510	8	Carter-Finley
2. D'Brian Hudgins, Williamston	1999	29	317	4	Kenan
3. Tre' Harbison, Crest	2015	24	295	7	Kenan
4. T.A. McLendon, Albemarle	2001	31	289	7	Kenan
5. Andre Brown, Rose	2003	27	270	3	BB&T
6. Princeton Brooks, North Gaston	2007	17	269	3	Kenan
7. Johnnie Glaspie, Wallace-Rose Hill	2015	25	261	5	BB&T
8. Jamil Miller, Cummings	2006	17	244	5	BB&T
9. Jamal Edwards, Dudley	2002	28	243	3	Carter-Finley
10. Todd Gurley II, Tarboro	2011	21	242	4	Carter-Finley
11. Kevin Parks, West Rowan	2008	24	219	3	BB&T
12. Rocky Reid, Concord	2013	41	218	1	Carter-Finley





# Championship Neutral Site Records



## Individual Passing

Most Yards Passing	Year	Comp	Att	Yds	Int	TD	Location
1. Raymuis Smith, Swain	2012	22	35	426	2	2	Carter-Finley
2. Chris Leak, Independence	2000	25	44	359	1	3	Kenan
3. Kendon Doe, Reidsville	2003	22	35	336	0	2	Carter-Finley
4. Kendall Hinton, Southern Durham	2013	17	25	332	0	4	BB&T
4. Tedarrius Wiley, Richmond	2008	20	25	325	0	4	Kenan
5. Randall Rankins, Bertie	2000	15	22	322	1	3	Kenan
6. Anthony Crews, Reidsville	2002	16	35	311	0	3	BB&T
7. Riley Ferguson, Butler	2012	20	29	301	0	5	Kenan
8. Donnie Davis, Cummings	1990	25	35	304	1	4	Kenan
9. Brad Roach, Williamston	2001	22	45	304	6	2	Kenan
10. Chris Leak, Independence	2001	13	27	298	1	4	Kenan
11. Tyrell Houghton, Reidsville	2009	16	24	291	0	3	Kenan
12. Joe Cox, Independence	2003	14	21	286	1	5	Groves

## Other Individual Marks

### Most yards total offense:

510, T.J. Logan, Northern Guilford (510 rushing) vs. Charlotte Catholic 2012 at Carter-Finley  
 453, Raymuis Smith, Swain (426 passing, 27 rushing vs. SW Onslow 2012 at Carter-Finley  
 448, Anthony Crews, Reidsville (311 passing, 137 rushing vs. Bandys 2002 at BB&T)  
 393, Tedarrius Wiley, Richmond (325 passing, 68 rushing vs. Jack Britt 2008 at Kenan)  
 379, Kendall Hinton, Southern Durham (332 passing, 47 rushing vs. Crest 2013 at BB&T)

### Most touchdowns:

8, T.J. Logan, Northern Guilford (vs. Charlotte Catholic 2012)  
 7, T.A. McLendon, Albemarle (vs. Wallace-Rose Hill 2001)  
 7, Tre' Harbison, Crest (vs. Southern Durham 2015)

### Most points scored:

50, T.J. Logan, Northern Guilford, 8 touchdowns and one 2 point conversion (vs. Charlotte Catholic 2012)

### Most touchdown passes:

5, Joe Cox, Independence (vs. New Bern 2003)  
 5, Riley Ferguson, Butler (vs. Jack Britt 2012)  
 5, Darquez Lee, Shelby (vs. Kinston 2015)  
 4, Kendall Hinton, Southern Durham (vs. Crest 2013)  
 4, Tedarrius Wiley, Richmond (vs. Jack Britt 2008)  
 4, Chris Leak, Independence (vs. Wilmington Laney 2001)  
 4, Heath Shuler, Swain (vs. Roanoke 1990)  
 4, Donnie Davis, Cummings (vs. Statesville 1990)  
 4, Zephaniah Wall, Monroe (vs. Bunn 2015)

### Most reception yards:

261, Greg Tisho, Swain (vs. Southwest Onslow 2012 at Kenan)  
 225, Brad Hinton, Independence (vs. South View 2000 at Kenan)  
 205, Hakeem Nicks, Independence (vs. New Bern 2005 at Carter-Finley)  
 198, Maurice Trowell, Southern Durham (vs. Crest 2013)  
 197, Wayne Blackwell, Reidsville (vs. Bandys 2003 at Carter-Finley)  
 171, Jadarious McManus, Monroe (vs. Bunn 2015)  
 165, Jerome Simpson, Reidsville (vs. Bandys 2002 at BB&T)  
 156, Maurice Staley, West Charlotte (vs. South View 1991)  
 155, Curtis Maheu, Jack Britt (vs. Richmond 2008)

### Most receptions:

13, Jerome Simpson, Reidsville (vs. Bandys 2003)  
 13, Greg Tisho, Swain (vs. Southwest Onslow 2012)  
 11, Mohammed Massaquoi, Independence (vs. South View 2004)  
 11, Brad Hinton, Independence (vs. South View 2000)  
 9, J.J. House, Williamston (vs. Albemarle 2002)  
 9, Doug Brown, Ragsdale (vs. Bertie 2000)  
 9, Kevin Roach, Williamston (vs. Swain 2001)

### Most touchdown receptions:

3, Brandy Jones, Robbinsville (vs. Lakewood 1992)  
 3, Mohammed Massoquoi, Independence (vs. New Bern 2003 at BB&T)  
 3, Wayne Blackwell, Reidsville (vs. Bandys 2003 at Carter-Finley)  
 3, Tre Carson, Mitchell (vs. Wallace-Rose Hill 2015 at BB&T)

### Longest rushing play:

96 yards, Derrell Scott, Havelock (vs. Concord 2013)  
 94 yards, Bryan Haywood, Southside (vs. Swain 2004)  
 94 yards, A.J. Little, Albemarle (vs. Southwest Onslow 2009)  
 93 yards, Marcus Ellerbe, Richmond (vs. Garner 1998)  
 90 yards, Princeton Brooks, North Gaston (vs. Western Alamance 2007)

### Longest passing play:

98 yards, Nick Maddox from Paul Allen, A.L. Brown (vs. NE Guilford 1997)

### Longest punt:

69, Jason Sunday, Southwest Onslow (vs. Cummings 2003)

### Longest field goal:

47 yards, Brayan Diaz, Monroe (vs. Bunn 2015 at Carter-Finley)  
 46 yards, Tadarius Darden, Hobbton (vs. Swain 1993)  
 45 yards, Jose Flores, Wallace-Rose Hill (vs. Murphy 2010 at Kenan)

### Most field goals:

2, Chris Hensler, Northern Durham (vs. East Forsyth 1992)  
 2, Julian Rauch, Gastonia Ashbrook (vs. Dudley 2002 at Carter-Finley)  
 2, Erik Lemmon, Crest (vs. Eastern Randolph 2003 at Kenan)  
 2, Tyler Rabb, Shelby (vs. Reidsville 2005 at Kenan)  
 2, Spence Lundquist, Newton-Conover (vs. Reidsville 2009 at Kenan)  
 2, Luke Hayek, Shelby (vs. Southwest Onslow 2013 at Kenan)  
 2, Alex Maganda, Concord (vs. Havelock 2013 at Carter-Finley)  
 2, Evan Davis, Crest (vs. Southern Durham 2015 at Kenan)  
 2, Yahir Cano, Wallace-Rose Hill (vs. Mitchell 2015 at BB&T)



# Football Championship Results



## OPEN

1913	Raleigh 29	Washington 0
1914	Raleigh 117	Asheville 0
1915	Raleigh 6	Charlotte 0
1916	Charlotte 36	Chapel Hill 0
1917	Charlotte 41	Chapel Hill 0
1918	<i>no championship—flu epidemic</i>	
1919	Chapel Hill 78	Greensboro 0
1920	Chapel Hill 14	Monroe 0
1921	Fayetteville 7	Winston-Salem 0
1922	Asheville 12	New Bern 6 (teams agreed to play OT)
1923	Charlotte 20	Sanford 7
1924	Rockingham 7	Shelby 0
1925	Gastonia 8	Sanford 0
1926	Sanford 13	Charlotte 0
1927	Wilmington New Hanover 7	Greensboro 6
1928	Wilmington New Hanover 14	Statesville 9

## PLAY WENT TO CLASS A AND B IN 1929

### CLASS A

1929	Charlotte Central 27	Goldsboro 0
1930	Charlotte 14	Raleigh 6
1931	Durham 13	Charlotte 6
1932	Charlotte 13	Durham 0
1933	Durham 7	Charlotte 0
1934	Durham 12	Greensboro 12 (TIE)
1935	Raleigh 31	Winston-Salem 6
1936	Charlotte 12	Raleigh 7
1937	Charlotte 20	Rocky Mount 7
1938	Durham 6	Greensboro 6 (TIE)
1939	Durham 6	Greensboro 0
1940	Greensboro 7	Rocky Mount 0

### CLASS B

1929	Concord 13	Oxford 7 ( <i>Kenan Stadium</i> )
1930	Reidsville 20	Apex 7
1931	Reidsville 6	Apex 0
1932	Reidsville 32	Elizabeth City 12
1933	Elizabeth City 19	Burlington 0
1934	Edenton 6	Reidsville 0
1935	Mount Airy 7	Edenton 0
1936	Thomasville Mills Home 13	Roanoke Rapids 0
1937	Reidsville 19	Hamlet 6
1938	Mount Airy 26	Whiteville 18
1939	Reidsville 18	Hamlet 0
1940	Reidsville 14	Elizabeth City 12

## PLAY CHANGED TO CLASS AA, A AND B IN 1941

### CLASS AA

1941	Raleigh 0, High Point 0 (TIE)
1942	Greensboro 12, Gastonia 6
1943	Charlotte 7, Raleigh 0
1944	Wilson 26, Greensboro 0
1945	Raleigh 28, High Point 6
1946	Wilson def. Greensboro, forfeit
1947	Fayetteville 39, Charlotte 0
1948	Fayetteville 14, Burlington 13
1949	Durham 21, Burlington 13

### CLASS A

1941	Laurinburg 20, Mount Airy 6
1942	Mount Airy 41, Scotland Neck 0
1943	Reidsville 6, Laurinburg 6 (TIE)
1944	Laurinburg 8, Reidsville 7
1945	Reidsville 27, Laurinburg 0
1946	Mount Airy 38, Wadesboro 0
1947	Henderson 25, Mount Airy 14
1948	Mount Airy 26, Laurinburg 0
1949	Henderson 20, Reidsville 14

### CLASS B

1946	Boonville 27, Raeford 7
1947	Fairmont (by forfeit)

## CLASSIFICATION NAMES CHANGED TO CLASS 3A, 2A AND 1A IN 1950

### 3A

1950	Durham 12, W-S. R.J. Reynolds 7
1951	Wilmington 14, High Point 13
1952	W-S. R.J. Reynolds 13, Durham 6
1953	Durham 14, W-S. R.J. Reynolds 14 (TIE)
1954	Greensboro 20, Durham 13
1955	Salisbury 13, Durham 6
1956	Fayetteville 6, Greensboro 6 (TIE)
1957	Salisbury 21, Fayetteville 0
1958	Wilson 6, W-S R.J. Reynolds 6 (TIE)

### 2A

1950	Reidsville 26, Henderson 0
1951	Lumberton 18, Reidsville 13
1952	Charlotte Harding 32, Henderson 13
1953	Charlotte Harding 20, Hamlet 0
1954	Reidsville 20, Graham 6
1955	Kinston 12, Hendersonville 7
1956	Canton 33, Washington 6
1957	Elizabeth City 18, Myers Park 15
1958	Eden Morehead 12, Rockingham 0

### 1A

1950	Williamston 19, Bessemer City 13
1951	Ahoskie 52, Walnut Cove 0
1952	Ahoskie 48, Bessemer City 6
1953	Massey Hill 20, Greensboro Bessemer 0
1954	Edenton 41, Greensboro Bessemer 20
1955	Cary 21, Spruce Pine 0
1956	Edenton 45, Mebane 6
1957	Edenton 14, Mebane 7
1958	Andrews 33, Southern Pines 9



# 4A Football Championship Results



1959 Charlotte Garinger 20  
 1960 Greensboro 19  
 1961 Raleigh 19  
 1962 Rocky Mount 20  
 1963 Rocky Mount 14  
 1964 Winston-Salem R.J. Reynolds 14

Greensboro 6  
 Winston-Salem R.J. Reynolds 7  
 Charlotte Garinger 0  
 Winston-Salem R.J. Reynolds 6  
 Winston-Salem R.J. Reynolds 13  
 Durham 6

## REGION 1

1965	Durham 19	Fayetteville 14
1966	Broughton 21	Durham 0
1967	Wilson Fike 28	
1968	Wilson Fike 21	
1969	Wilson Fike 17	
1970	Raleigh Broughton 14	
1971	North Forsyth 10	
1972	High Point Andrews 24	
1973	Sanford Central 14	
1974	Gastonia Ashbrook 13	
1975	Greenville Rose 14	
1976	High Point Andrews 6	
1977	East Mecklenburg 28	
1978	Richmond Senior 14	
1979	High Point Central 21	
1980	Greensboro Page 36	
1981	South Mecklenburg 27	
1982	Jacksonville 15	
1983	Greensboro Page 21	
1984	Greensboro Page 14	
1985	Greensboro Page 26	
1986	Fayetteville 71st 3	
1987	Garner 40	
1988	Richmond Senior 17	
1989	Richmond Senior 39	
1990	Richmond Senior 9	
1991	South View 10	
1992	East Forsyth 28	
1993	Northern Durham 39	
1994	Crest 28	
1995	West Charlotte 20	
1996	Crest 20	
1997	Richmond Senior 27	
1998	Richmond Senior 36	
1999	Asheville A.C. Reynolds 7	
2000	Charlotte Independence 24	
2001	Charlotte Independence 49	

## REGION 2

1965	Myers Park 27	Garinger 6
1966	South Mecklenburg 20	Garinger 19
	South Mecklenburg 14	
	Gastonia Ashley 7	
	Winston-Salem Atkins 10	
	Charlotte Olympic 0	
	High Point Central 7	
	Fayetteville Reid Ross 17	
	Greensboro Ben Smith 6	
	Sanford Central 12	
	East Mecklenburg 13	
	Richmond Senior 0	
	Rocky Mount 9	
	West Charlotte 0	
	Greenville Rose 9	
	Jacksonville 14	
	Fayetteville Terry Sanford 14	
	Greensboro Page 6	
	Fayetteville Douglas Byrd 14	
	Fayetteville 71st 14 (TIE)	
	Fayetteville Terry Sanford 20	
	West Charlotte 0	
	Charlotte Harding 21	
	West Charlotte 0	
	Asheville A.C. Reynolds 13	
	West Forsyth 7	
	West Charlotte 7	
	Northern Durham 21	
	West Charlotte 6	
	Jacksonville 7	
	Fayetteville Douglas Byrd 13	
	Fayetteville Douglas Byrd 7	
	Fayetteville Douglas Byrd 7	
	Garner 6	
	Fayetteville Douglas Byrd 0	
	Hope Mills South View 19	
	Wilmington Laney 25	

## CLASSES SUBDIVIDED IN 2002

### 4A

2002	Asheville A.C. Reynolds 14	Northern Nash 7
2003	Greenville J.H. Rose 51	W-S Mount Tabor 7
2004	Greenville J.H. Rose 19	Fayetteville Jack Britt 17
2005	Greenville J.H. Rose 21	Greensboro Grimsley 0
2006	Greenville J.H. Rose 26	West Charlotte 12
2007	Wilmington Hoggard 28	W-S Mount Tabor 0
2008	Fayetteville Seventy-First 28	Fayetteville Douglas Byrd 7
2009	Asheville A.C. Reynolds 14	Harnett Central 13
2010	Durham Hillside 40	Davie County 0
2011	Scotland 42	Porter Ridge 16
2012	New Bern 39	Porter Ridge 38
2013	Greensboro Dudley 24	Scotland 7
2014	New Bern 23	Charlotte Catholic 15
2015	Charlotte Catholic 27	Greenville J.H. Rose 20

### 4AA

2002	Charlotte Independence 41	New Bern 20
2003	Charlotte Independence 54	New Bern 7
2004	Charlotte Independence 41	South View 7
2005	Charlotte Independence 38	New Bern 19
2006	Charlotte Independence 49	Durham Riverside 19
2007	New Bern 28	Charlotte Independence 17
2008	Richmond 38	Fayetteville Jack Britt 35
2009	Butler 48	Fayetteville Jack Britt 17
2010	Butler 44	Wake Forest-Rolesville 0
2011	Greensboro Page 35	Garner 21
2012	Butler 56	Fayetteville Jack Britt 28
2013	Mallard Creek 59	Wake Forest 21
2014	Mallard Creek 25	Wake Forest 14
2015	Mallard Creek 49	Greensboro Page 6





# 3A Football Championship Results



1959 Rockingham 20  
1960 Brevard 26

Morehead 6  
Rockingham 0

## REGION 1

1961 Greenville 15 Sanford 13  
1962 Rockingham 13 Lumberton 6  
1963 Rockingham 13 Hamlet 0  
1964 Rockingham 19 Elizabeth City 0  
1965 Tarboro 13 Greenville 7  
1966 Sanford 27 Roxboro 10

## EAST

1967 Sanford 21 Northern Durham 9  
1968 Sanford 33 Roxboro 0  
1969 Eliz. City Northeastern 21 Lumberton 0  
1970 Fayetteville Seventy-First 14 Northern Durham 12  
1971 Havelock 20 Eliz. City Northeastern 6

1972 Sanford 14  
1973 Jamestown Ragsdale 16  
1974 Jamestown Ragsdale 24  
1975 Canton Pisgah 35  
1976 Canton Pisgah 28  
1977 Western Guilford 26  
1978 Watauga 33  
1979 Belmont South Point 34  
1980 Burlington Williams 29  
1981 Burlington Williams 32  
1982 Brevard 15  
1983 Eastern Randolph 21  
1984 Tarboro 20  
1985 Burlington Williams 7  
1986 Shelby 9  
1987 Shelby 19  
1988 Burlington Cummings 41  
1989 Kannapolis A.L. Brown 24  
1990 Burlington Cummings 32  
1991 High Point Andrews 24  
1992 Burlington Cummings 25  
1993 West Brunswick 19  
1994 Burns 21  
1995 Bertie 38  
1996 Hickory 42  
1997 Kannapolis A.L. Brown 34  
1998 Winston-Salem Carver 33  
1999 Burlington Williams 20  
2000 Bertie 32  
2001 Winston-Salem Parkland 27

## REGION 2

1961 Canton 20 Brevard 0  
1962 Brevard 19 Greensboro Bessemer 13  
1963 Reidsville 0 Brevard 0 **(TIE)**  
1964 Waynesville 20 Chapel Hill 13  
1965 Graham 27 Western Alamance 12  
1966 Canton Pisgah 16 Graham 0

## WEST

1967 Elkin 21 North Surry 0  
1968 Mount Airy 19 Mount Tabor 0  
1969 Reidsville 35 Mount Airy 12  
1970 Reidsville 10 Canton Pisgah 7  
1971 Canton Pisgah 48 Eastern Alamance 0

Waynesville Tuscola 14 **(TIE)**  
East Bladen 16 (TIE)  
Ahoskie 0  
Havelock 24  
Clinton 12  
South Caldwell 20  
Burlington Williams 28  
Ahoskie 13  
Lexington 14  
Asheville Erwin 15  
Bertie 7  
Thomasville 6  
Kannapolis A.L. Brown 0  
Forest Hills 3  
Havelock 6  
Burlington Williams 0  
Shelby 14  
Burlington Cummings 0  
Statesville 26  
Kannapolis A.L. Brown 14  
North Rowan 14  
High Point Andrews 14  
Eastern Randolph 14  
High Point Central 34  
Jamestown Ragsdale 0  
Northeast Guilford 12  
Kings Mountain 28  
Asheville 7  
Jamestown Ragsdale 15  
Crest 21

## CLASSES SUBDIVIDED IN 2002

### 3A

2002 Winston-Salem Carver 34 Wilson Fike 0  
2003 Belmont South Point 27 Northeast Guilford 10  
2004 Concord 27 Wilson Hunt 0  
2005 Asheville 13 Western Alamance 10  
2006 Concord 35 Western Alamance 28 (OT)  
2007 Western Alamance 62 North Gaston 36  
2008 West Rowan 35 West Craven 7  
2009 West Rowan 28 Eastern Alamance 21  
2010 West Rowan 34 Eastern Alamance 7  
2011 Havelock 38 West Rowan 6  
2012 Havelock 55 Concord 21  
2013 Havelock 21 Concord 13  
2014 Crest 24 Havelock 3  
2015 Rocky Mount 24 South Point 21 (OT)

### 3AA

2002 Gastonia Ashbrook 19 Greensboro Dudley 18  
2003 Crest 40 Eastern Randolph 0  
2004 Crest 26 Greensboro Dudley 14  
2005 Charlotte Catholic 21 Burlington Williams 13  
2006 Eastern Randolph 15 Charlotte Catholic 7  
2007 Greensboro Dudley 28 Charlotte Catholic 20  
2008 Greensboro Dudley 34 Kannapolis A.L. Brown 18  
2009 Belmont South Point 42 South Johnston 28  
2010 Northern Guilford 21 Crest 20  
2011 Northern Guilford 31 Crest 7  
2012 Northern Guilford 64 Charlotte Catholic 26  
2013 Southern Durham 38 Crest 31  
2014 Northern Guilford 14 Weddington 7  
2015 Crest 55 Southern Durham 21



# 2A Football Championship Results



1959  
1960

## REGION 1

**1961** Ahoskie 33, Morehead City 7  
**1962** Elizabethtown 19, Cary 7  
**1963** Mount Holly 14, N. Davidson 7  
**1964** Edenton 19, Cary 0  
**1965** Edenton 20, Ahoskie 6  
**1966** Ahoskie 55, Clayton 7

Smithfield 20  
Edenton 19

## REGION 2

Hanes 25, Sumner 13  
Jamestown 10, Erwin 6  
Elizabethtown 16, Siler City 13  
Elizabethtown 20, Massey 6  
Whiteville 19, Burgaw 13  
Stedman 21, Southern Wayne 20

Appalachian 0  
Hanes 7

## REGION 3

Appalachian 20, Murphy 13  
Appalachian 39, Murphy 7  
Mount Holly 14, N. Davidson 7  
Mt. Pleasant 13, N. Davidson 7  
Siler City 23, South Stanly 6  
N. Davidson 21, East Surry 7

## REGION 4

Sylva-Webster 7, Appalachian 0  
Appalachian 25, Swain Co. 12  
Surry Central 13, N. Davidson 7  
Sylva-Webster 48, Elkin 27

## EAST

1967 Edenton 26  
1968 Rohanen 21  
1969 Edenton 48  
1970 Ahoskie 28  
1971 Gates County 34

Southern Wayne 26 **(TIE)**  
Farmville 20  
South Stanly 26  
Greensboro Allen Jay 12  
Southern Guilford 8

## WEST

1967 Mount Holly 26  
1968 Hendersonville 21  
1969 Hendersonville 30  
1970 Murphy 20  
1971 Maiden 6

Glen Alpine 20  
Beaver Creek 14  
Holbrook 13  
Catawba Bandys 8  
Mount Pleasant 2

1972 Sylva-Webster 41  
1973 Sylva-Webster 43  
1974 Murphy 32  
1975 Roanoke 12  
1976 Franklin 35  
1977 Charlotte Catholic 42  
1978 Maiden 36  
1979 Swain County 28  
1980 Sylva-Webster 49  
1981 Randleman 44  
1982 Randleman 23  
1983 Randleman 35  
1984 Forest Hills 14  
1985 Lexington 42  
1986 Lexington 35  
1987 Whiteville 14  
1988 Thomasville 13  
1989 Clayton 16  
1990 Clinton 14  
1991 Thomasville 21  
1992 West Brunswick 14  
1993 Lincolnton 41  
1994 Wallace-Rose Hill 35  
1995 Thomasville 16  
1996 Clinton 26  
1997 Clinton 30  
1998 Shelby 34  
1999 High Point Central 30  
2000 Southwest Onslow 14  
2001 Clinton 34

Williamston 21  
Tabor City 18  
Robersonville 22  
West Montgomery 9  
Erwin 28  
Clayton 20  
Tabor City 14  
Clayton 21  
Currituck 7  
Whiteville 30  
Whiteville 6  
East Carteret 0  
Whiteville 6  
Fuquay-Varina 12  
Ahoskie 7  
Thomasville 12  
Hertford County 10  
Monroe 0  
Thomasville 6  
West Brunswick 6  
Maiden 6  
Burlington Cummings 20  
Lincolnton 24  
Clinton 0  
Bandys 14  
Shelby 14  
Tarboro 14  
Southwest Onslow 7  
Newton-Conover 13  
Burlington Cummings 22

## CLASSES SUBDIVIDED IN 2002

### 2A

2002 Burlington Cummings 24  
2003 Southwest Onslow 20  
2004 Southwest Onslow 49  
2005 Clinton 13  
2006 Burlington Cummings 49  
2007 Lincolnton 28  
2008 Newton-Conover 51  
2009 Tarboro 28  
2010 Tarboro 21  
2011 Tarboro 39  
2012 East Lincoln 24  
2013 Shelby 29  
2014 Shelby 31  
2015 Shelby 57

Clinton 21  
Burlington Cummings 14  
Shelby 21  
Lincolnton 6  
Clinton 20  
South Columbus 14  
Tarboro 28  
Mountain Heritage 3  
Winston-Salem Carver 13  
Lincolnton 36  
Tarboro 20  
Southwest Onslow 7  
Clinton 7  
Kinston 21

### 2AA

2002 Reidsville 34  
2003 Reidsville 68  
2004 Charlotte Catholic 14  
2005 Shelby 26  
2006 Shelby 27  
2007 Reidsville 28  
2008 Reidsville 24  
2009 Reidsville 28  
2010 Salisbury 30  
2011 West Stokes 21  
2012 South Iredell 30  
2013 T.W. Andrews 18  
2014 East Lincoln 14  
2015 Monroe 38

Bandys 14  
Bandys 12  
Western Alamance 7  
Reidsville 18  
Southern Vance 24  
Shelby 20  
East Lincoln 7  
Newton-Conover 6  
Elizabeth City Northeastern 0  
Kinston 14  
Carrboro 27  
Monroe 14  
Washington 13  
Bunn 19



# 1A Football Championship Results



1959  
1960

## REGION 1

**1961** Windsor 15, Warrenton 14  
**1962** Windsor 28, Ayden 27  
**1963** Murfreesboro 20, Farmville 7  
**1964** Farmville 26, Weldon 0  
**1965** Ayden 40, Weldon 21  
**1966** Ayden 20, Weldon 0

Beaufort 20  
Warsaw James Kenan 13

## REGION 2

Rohanen 7, Ayden 0  
James Kenan 38, Warrenton 13  
Weldon 20, Aberdeen 14  
Aberdeen 37, Oxford Orphanage 7  
Littlefield 7, Swansboro 0  
Liberty 32, Oxford Orphanage 21

Andrews 0  
NC School for the Deaf 12

## REGION 3

Greensboro Allen Jay 7, Mebane 0  
Sumner 0, East Surry 0 **(TIE)**  
East Surry 12, Carthage 6  
Glen Alpine 27, E. Southern Pines 2  
Glen Alpine 34, Red Springs 12  
Andrews 20, Glen Alpine 7

## REGION 4

Glen Alpine 26, Clyde 7  
Glen Alpine 21, Andrews 7  
Andrews 35, Drexel 6  
Andrews 30, Mars Hill 27  
Robbinsville 34, Spruce Pine 7

## EAST

1967	Ayden 20	Liberty 14
	1968	Ayden 14
	1969	Robbinsville 14
	1970	Robbinsville 28
	1971	Robersonville 30
	1972	North Duplin 20
	1973	Robbinsville 50
	1974	Robbinsville 27
	1975	Maxton 86
	1976	Robbinsville 34
	1977	Robbinsville 42
	1978	Midway 25
	1979	Robbinsville 46
	1980	Robbinsville 40
	1981	Robbinsville 68
	1982	Robbinsville 21
	1983	Robbinsville 28
	1984	Jamesville 6
	1985	Swain County 32
	1986	Murphy 27
	1987	Murphy 56
	1988	Swain County 23
	1989	Swain County 35
	1990	Swain County 40
	1991	Murphy 30
	1992	Robbinsville 35
	1993	Hobbton 29
	1994	North Edgecombe 7
	1995	Williamston 21
	1996	Murphy 13
	1997	North Edgecombe 38
	1998	Starmount 22
	1999	Williamston 40
	2000	Graham 31

## WEST

1967	Andrews 34	Tryon 7
	Red Springs 13	
	Manteo 8	
	Saratoga 6	
	Robbinsville 18	
	Saratoga 14	
	Rosewood 0	
	Manteo 0	
	North Duplin 8	
	Princeton 6	
	Rock Ridge 7	
	Cherokee 6	
	Princeton 8	
	Rosewood 0	
	Belhaven Wilkinson 0	
	Bath 6	
	Creswell 6	
	Rosman 0	
	North Edgecombe 0	
	Tabor City 3	
	Columbia 15	
	Midway 7	
	Currituck 14	
	Robersonville Roanoke 14	
	Rosewood 3	
	Lakewood 0	
	Swain County 12	
	Murphy 6	
	Swain County 7	
	North Edgecombe 0	
	Rosman 28	
	North Edgecombe 20	
	Graham 20	
	Northside 6	

## CLASSES SUBDIVIDED IN 2001

### 1A

2001	Swain County 38	Williamston 19
2002	Elkin 30	Chocowinity Southside 6
2003	Elkin 35	North Edgecombe 6
2004	Swain County 16	Chocowinity Southside 14
2005	Elkin 42	Northampton-West 12
2006	Elkin 28	Manteo 7
2007	Plymouth 20	North Duplin 13
2008	Mount Airy 37	Williamston 14
2009	Wallace-Rose Hill 38	Mount Airy 37 (OT)
2010	Wallace-Rose Hill 22	Murphy 21
2011	Murphy 21	Jones Senior 6
2012	Plymouth 20	Murphy 15
2013	Murphy 35	Plymouth 34
2014	Robbinsville 21	Plymouth 18
2015	Plymouth 28	Robbinsville 20

### 1AA

2001	Albemarle 66	Wallace-Rose Hill 28
2002	Albemarle 31	Williamston 26
2003	Albemarle 41	Farmville Central 7
2004	Thomasville 15	Wallace-Rose Hill 14
2005	Thomasville 21	Wallace-Rose Hill 20
2006	Thomasville 13	James Kenan 7
2007	James Kenan 13	West Montgomery 6
2008	Thomasville 42	East Bladen 13
2009	Albemarle 45	Southwest Onslow 21
2010	Albemarle 21	Pender 7
2011	Swain County 20	Ayden-Grifton 14
2012	Southwest Onslow 44	Swain County 34
2013	James Kenan 42	West Montgomery 14
2014	Wallace-Rose Hill 34	Starmount 21
2015	Wallace-Rose Hill 48	Mitchell 28