

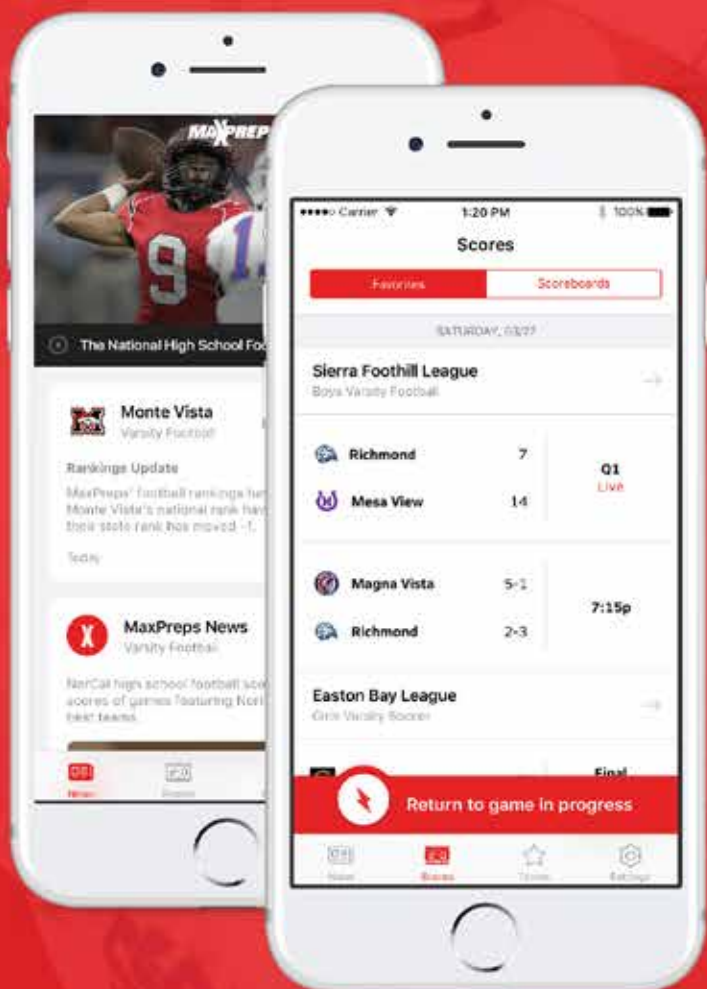
2018 NCHSAA Women's Soccer State Championships



*Saturday, May 26, 2018
Dail Soccer Stadium, NC State University*



***Official Statistician and Digital Media Partner for
North Carolina High School Athletic Association***



- Get Live Updates
- Provide Scores For Any Game
- Follow Your Favorite Teams
- View Rankings, Videos & More

Coaches: Visit www.maxpreps.com/join to learn more and gain access to your team.



2018 NCHSAA WOMEN'S SOCCER STATE CHAMPIONSHIPS



Dail Soccer Field • Raleigh • May 26th

THE FEATURES

2Welcome
51A Bracket
102A Bracket
163A Bracket
224A Bracket
21Past Championship Information

THE SCHEDULE

4A CHAMPIONSHIP - 11:00 AM
MYERS PARK vs. FUQUAY-VARINA

2A CHAMPIONSHIP - 2:00 PM
LAKE NORMAN CHARTER vs. FIRST FLIGHT

1A CHAMPIONSHIP - 5:00 PM
UNION ACADEMY vs. FRANKLIN ACADEMY

3A CHAMPIONSHIP - 5:00 PM
COX MILL vs. CHAPEL HILL

THE MATCH UPS

- 6 **1A Championship Team Capsules**
Union Academy vs. Franklin Academy
- 7 **1A Championship Team Rosters**
- 11 **2A Championship Team Capsules**
Lake Norman Charter vs. First Flight
- 12 **2A Championship Team Rosters**
- 17 **3A Championship Team Capsules**
Cox Mill vs. Chapel Hill
- 18 **3A Championship Team Rosters**
- 23 **4A Championship Team Capsules**
Myers Park vs. Fuquay-Varina
- 24 **4A Championship Team Rosters**

Cover photo courtesy MaxPreps.



Photo by: MaxPreps.com

COMMISSIONER'S WELCOME NOTE

Welcome to the NCHSAA Women's Soccer Championships!

Today at Dail Soccer Stadium, after a season full of hard work and dedication, we will crown four champions. We believe this will be a tremendous experience for the student-athletes, coaches, administrators and fans of the participating schools—a team effort to reach this point.



We are grateful to all of those who had a hand in making these championships possible, including the host city sponsor, Greater Raleigh Sports Alliance, and this year's television partner, the NFHS Network, that will provide live streaming video coverage.

Thank you to the NCHSAA staff members and the many volunteers who have worked tirelessly toward making this event the best it can be. If you are a fan of high school athletics, then you are in the right place to enjoy a great day of soccer competition!

We appreciate your support of high school athletics and hope you enjoy the best soccer our state has to offer -- The NCHSAA state championships!

Que Tucker
Commissioner

Live video of all four Championship Games
available on the NFHS Network.

www.NFHSNetwork.com/NCHSAA



**HIGH SCHOOL
HAPPENS HERE**



VISIT
GRR-TEES.COM

YOUR SOURCE FOR
OFFICIAL
NCHSAA
APPAREL



**FULL SERVICE
SCREEN PRINTING
AND EMBROIDERY**


**MAJOR
BRANDS
AVAILABLE**

**OFFICIAL SUPPLIER OF NCHSAA
REGIONAL & STATE CHAMPIONSHIP APPAREL**

**MARKETING SPECIAL
PROMOTIONS LLC**



2017 1A Championship Retrospective



"Golden Goal" overtimes before finally reaching a penalty kick shootout. In round five of the shootout, Franklin Academy's Kennedy Capps drilled a ball into the upper left corner to give the Patriots a 4-3 lead and put all the pressure on the Spartans Hunter Cashion to score to extend the shootout into a sixth round. Cashion clanged the shot off the upper-left crossbar and out, giving Franklin Academy a 4-3 win in penalty kicks.

Franklin Academy's Krussow was named the game's Most Valuable Player for her solid midfield play and goal in the come-from-behind effort by the Patriots. Franklin Academy finished the season 23-2, 14-0 in the North Central Athletic 1A where they were the champions. The Patriots avenged a 5-1 loss to Community School of Davidson in last year's 1A Women's Soccer Final with the victory.

1A Championship: Franklin Academy storms back from three goals down to take out Community School of Davidson in penalty kick shootout

RALEIGH, N.C. – Franklin Academy stormed back from a three-goal deficit midway through the second half to force overtime and eventually win the school's first Women's Soccer State Championship in a penalty kick shootout over Community School of Davidson.

Community School of Davidson had their way in the first half, scoring three goals in quick succession at the 30-minute mark of the opening half. Lissi Gordon opened the scoring, burying a penalty kick off of a handball in the box in the 30th minute. Just three minutes later, Gordon took a free kick from 35 yards out on the sideline and dropped the ball in just shy of the far post where Kaitlyn Russell chested it home to give the Spartans a 2-0 lead. Gordon added her second of the day at the 36-minute mark, and the Spartans took a 3-0 lead to the halftime locker room.

After a slow start to the second half, Franklin Academy found their footing in the 59'th minute when Kennedy Capps headed home a perfectly crossed corner kick from Kate Sollom to trim the deficit to two goals. Anna Krussow made it 3-2 with another Patriots goal just three minutes later, and the Patriots crowd came to life.

With under a minute to play, still trailing 3-2, Franklin Academy began applying some late pressure trying desperately to equalize. The Patriots drew a yellow card on the Spartans and a free kick from about 25 yards out as the clock trickled down to 30 seconds to play. Krussow sent in a ball targeting the upper-left corner of the goal, it was caught and then dropped by Community School of Davidson goal keeper Tori Hancock. The ball pinballed around in the box, loose for several seconds before Patriot sophomore Chloe Armitage chipped it home to tie in the closing seconds.

The two sides played scoreless through two ten-minute overtime frames and an additional two five-minute

	1	2	OT1	OT2	GG1	GG2	- F	- PK
C.S. of Davidson	3	0	0	0	0	0	- 3	- 3
Franklin Academy	0	3	0	0	0	0	- 3	- 4

1st Half

30' – CSD – PK goal by Lissi Gordon (CSD 1-0)
 33' – CSD – Kaitlyn Russell goal, assist by Lissi Gordon off FK (CSD 2-0)
 36' – CSD – Lissi Gordon goal, unassisted (CSD 3-0)

2nd Half

59' – FA – Kennedy Capps goal, assisted by Kate Sollom off CK (CSD 3-1)
 62' – FA – Anna Krussow goal, unassisted (CSD 3-2)
 79' – CSD – Yellow Card issued to Rebecca Fesperman
 79' – FA – Chloe Armitage goal

Penalty Kick Shootout

CSD GK – Tori Hancock; FA GK – Marlayna Frutiger

FA - #4 Niamh Stephan, no good, over the bar
 CSD - #15 Lissi Gordon, good, left side

FA - #10 Kiera Stephan, good, right side
 CSD - #1 Emily Koch, good, right side crossbar in

FA - #12 Kate Sollom, good, left side
 CSD - #19 Katie Garifo, no good, over the bar

FA - #25 Anna Krussow, good, left side
 CSD - #14 Cassidy Wheaton, good, left side

FA - #21 Kennedy Capps, good, high left
 CSD - #10 Hunter Cashion, no good, off the bar and out



2017 1A Women's Soccer Championship Bracket



FIRST ROUND

SECOND ROUND

THIRD ROUND

FOURTH ROUND

FOURTH ROUND

THIRD ROUND

SECOND ROUND

FIRST ROUND



1 Franklin Academy

Franklin Academy

16 Voyager Academy
17 John A. Holmes

Franklin Academy

Union Academy

Union Academy

1

Elkin

16 Elkin
17 Hayesville

8 Southside

East Wake Academy

9 East Wake Academy
24 Hobbton

East Carteret

Union Academy

Bishop McGuinness

Bishop McGuinness

8

Pine Lake Prep

9 Pine Lake Prep
24 Piedmont Comm.

5 Granville Central

East Carteret

12 East Carteret
21 River Mill Academy

Comm. Sch. Davidson

Starmount

Highlands

12 Highlands
21 Highland Tech

4 Manteo

Manteo

13 Roxboro Comm.
20 West Montgomery

REGIONAL FINAL
Fnnaklin Academy

Franklin Academy

Comm. Sch. Davidson

Comm. Sch. Davidson

13 C.S. of Davidson
20 Queens Grant



Raleigh Charter
Union Academy

CHAMPIONSHIP

STATE CHAMPIONS



3 Neuse Charter

Neuse Charter

14 North Moore
19 Vance Charter

Lincoln Charter

Neuse Charter

Lincoln Charter

Lincoln Charter

3

Mount Airy

14 Mount Airy
19 Swain County

6 Cape Hatteras

Princeton

11 Princeton
22 Rosewood

Murphy

Murphy

6

Thomas Jefferson

11 Thomas Jefferson
22 East Surry

7 West Columbus

Research Triangle

10 Research Triangle
23 Chatham Charter

Lincoln Charter

Polk County

Polk County

7

South Davidson

10 South Davidson
23 Mitchell

2 Raleigh Charter

Raleigh Charter

15 Woods Charter
18 Camden County

South Stokes

South Stokes

South Stokes

2

Mtn. Island Char.

15 Mtn. Island Char.
18 East Wilkes



1A Championship Team Information



Franklin Academy Patriots



Union Academy Cardinals



Location: Wake Forest, N.C.

Conference: North Central 1A

Colors: Navy, Red & White

Principal: Mary Jo Sullivan

Athletic Director: Chris Straits

Head Coach: Kambyl Borries

Assistant Coaches: John Crosland, Justin Bailey, Dave Cunniffe

Players to Watch: Kennedy Capps, Niamh Stephan, Ashlyn Stephan & Grayson Kelly

Non-Player Bench Personnel: Nick Crisitello, Joe Walton, Alec Payne, Alex Atay, Khaleel Salameh, Carter Diehl, Tyler Olarte

Team Record: 22-1-1 (12-0)

Date	Opponent	Result
2/28	@ Woods Charter	3 - 0 (W)
3/2	@ Roxboro Community*	3 - 0 (W)
3/5	@ Voyager Academy*	7 - 0 (W)
3/7	Vance Charter School*	10 - 0 (W)
3/10	Topsail	2 - 0 (W)
3/14	@ Falls Lake Academy*	12 - 0 (W)
3/16	Community School of Davidson	2 - 0 (W)
3/17	Gray Stone Day	1 - 0 (W)
3/26	East Wake Academy*	4 - 0 (W)
3/29	Raleigh Charter	1 - 1 (T)
4/4	@ Vance Charter School*	9 - 0 (W)
4/6	@ Oxford Preparatory*	9 - 0 (W)
4/11	Falls Lake Academy*	9 - 0 (W)
4/13	Woods Charter	5 - 0 (W)
4/16	Voyager Academy*	10 - 1 (W)
4/18	Roxboro Community*	7 - 0 (W)
4/20	Raleigh Charter	2 - 1 (W)
4/23	@ East Wake Academy*	6 - 1 (W)
4/25	@ Carrboro	1 - 2 (L)
4/27	Oxford Preparatory*	9 - 0 (W)
5/12	John A. Holmes#	7 - 0 (W)
5/15	East Wake Academy#	4 - 0 (W)
5/19	East Carteret#	2 - 1 (W)
5/22	Raleigh Charter#	5 - 3 (W)
5/26	Union Academy#	

Location: Monroe, N.C.

Conference: PAC 7 1A

Colors: Navy & Red

Principal: Jim Zorn

Athletic Director: Mark Gosnell

Head Coach: Vic Johnson

Assistant Coach: Steve Dodge

Players to Watch: Sarah Brown, Mya Manivanh, & Caleigh MacKinnon.

Non-Player Bench Personnel: Jessica Raynor

Team Record: 24-1 (11-1)

Date	Opponent	Result
3/2	Sun Valley	1 - 0 (W)
3/5	@ Langtree Charter	10 - 0 (W)
3/7	@ Parkwood	3 - 0 (W)
3/9	@ Rocky River	13 - 0 (W)
3/14	@ Pine Lake Prep*	1 - 1 (L)
3/16	Carolina International*	1 - 0 (W)
3/19	@ Bradford Preparatory*	9 - 0 (W)
3/21	@ Mountain Island Charter*	9 - 0 (W)
3/23	Central Academy	6 - 0 (W)
3/26	Queen's Grant*	7 - 0 (W)
3/28	Forest Hills	9 - 0 (W)
3/29	Monroe	9 - 1 (W)
4/9	@ Comm. School of Davidson*	2 - 0 (W)
4/11	@ Carolina International*	11 - 0 (W)
4/13	Piedmont	8 - 0 (W)
4/16	Pine Lake Prep*	1 - 0 (W)
4/18	Bradford Preparatory*	9 - 0 (W)
4/26	Mountain Island Charter*	7 - 0 (W)
4/27	@ Queen's Grant*	9 - 0 (W)
4/30	@ East Mecklenburg	3 - 0 (W)
5/2	Community School of Davidson*	4 - 0 (W)
5/12	Elkin#	9 - 0 (W)
5/15	Bishop McGuinness#	4 - 3 (W)
5/19	Community School of Davidson#	3 - 1 (W)
5/22	Lincoln Charter#	8 - 0 (W)
5/26	Franklin Academy#	



FRANKLIN ACADEMY PATRIOTS



#	NAME
2	Casey Sutherland
3	Lindsey Diehl
4	Niamh Stephan
5	Erica Payne
6	Cassie Kishpaugh
7	Grayson Kelly
8	Macy Frutiger
9	Carly Krussow
10	Hattie Deloach
11	Merytt Haney

YR	HT	P
SO	5' 4"	M
FR	5' 5"	M
JR	5' 9"	ST
FR	5' 3"	F
SO	5' 5"	D
FR	5' 9"	ST
JR	5' 8"	M
FR	5' 5"	D
SO	5' 2"	D
SO	5' 4"	M

#	NAME
12	Livy Delage
13	Chloe Armitage
16	Sydney Hanson
17	Kiley Hughes
18	Marlayna Frutiger
20	Kennedy Capps
21	Jordan Connor
23	Ashlynn Stephan
24	Kailey Mohlmann
25	Haley McDowell

YR	HT	P
JR	5' 8"	M/G
JR	5' 6"	M
SO	5' 6"	D
SR	5' 9"	D
SR	5' 7"	GK
JR	5' 7"	M
FR	5' 4"	ST
SO	5' 5"	M/D
FR	5' 7"	GK
SR	5' 6"	ST



UNION ACADEMY CARDINALS



#	NAME
0	Litzy Ambriz
0	Chiara Coppin
2	Cameron Lacroix
3	Sarah Brown
4	Ashley Rogers
5	Rachel Roncace
7	Caleigh MacKinnon
8	Laura Navarrete
9	Natasha Echeverri
10	Rebekah DeCouto
11	Emma Brewer
12	Kelsey Havican

YR	P
SR	GK
SO	GK
SR	D
SO	M
FR	M
FR	D
SR	ST
FR	D
FR	M/F
SO	D
JR	D
SO	M/F

#	NAME
13	Maggie Dodge
14	Kat Hilgers
15	Samantha Panek
16	Catie O'Grady
17	Mya Manivanh
18	Mia Fraticelli
19	Tayler Ingram
20	Kim Murdoch
21	Jessie Henson
22	Abby Nicholson
23	Paige Figueroa
31	Sydney Rose

YR	P
JR	M
JR	D
FR	D
JR	F
FR	D
FR	F/M
SO	M
SR	M
SR	D
FR	D
SO	M
JR	GK

*Roster information provided by schools



2A Championship: Carrboro gets two early, holds on for third straight title

RALEIGH, N.C. – The two-time defending 2A Champion Carrboro Jaguars quickly settled into the 2017 title game against West Stokes. The Jaguars netted two goals within three minutes of each other midway through the first half to take a 2-0 lead over West Stokes on their way to a 3-0 victory. The win lifted the Jaguars to their third straight 2A State Championship.

Carrboro senior goalkeeper Grace Nanney was tested early as she had to parry a pair very difficult shots off the foot of Zoe Wehr away to keep the game scoreless in the opening ten minutes. She ended up with six saves on the afternoon and was named the match Most Valuable Player.

Nanney's efforts helped her team find their footing in the early going, as the Jaguars earned a corner kick in the 16th

minute of the contest. Miah Araba, the 2015 2A State Championship match M.V.P., headed the ball down in the box and teammate Laura Sparling punched it in to give the Jaguars the lead 1-0.

Just three minutes later, Carrboro maintained possession in the box, eventually dumping a ball out to Katie Knotek in the right corner. Knotek launched a perfect cross to the far post that found the foot of Evie Joseph who one-timed the ball off the crossbar and in to make it 2-0 in the 19th minute.

Araba added the icing on the cake for the Jaguars in the 77th minute, as she buried a laser into the upper-right corner to make it 3-0. The shot came from a free kick at the edge of the West Stokes box. Araba finished with a goal and an assist.

	1	2	-	F
West Stokes	0	0	-	0
Carrboro	2	1	-	3

First Half

16' – CARR – Larua Sparling goal, assisted by Miah Araba off header of a corner kick (CARR 1-0)

19' – CARR – Evie Joseph goal, assisted by Katie Knotek (CARR 2-0)

Second Half

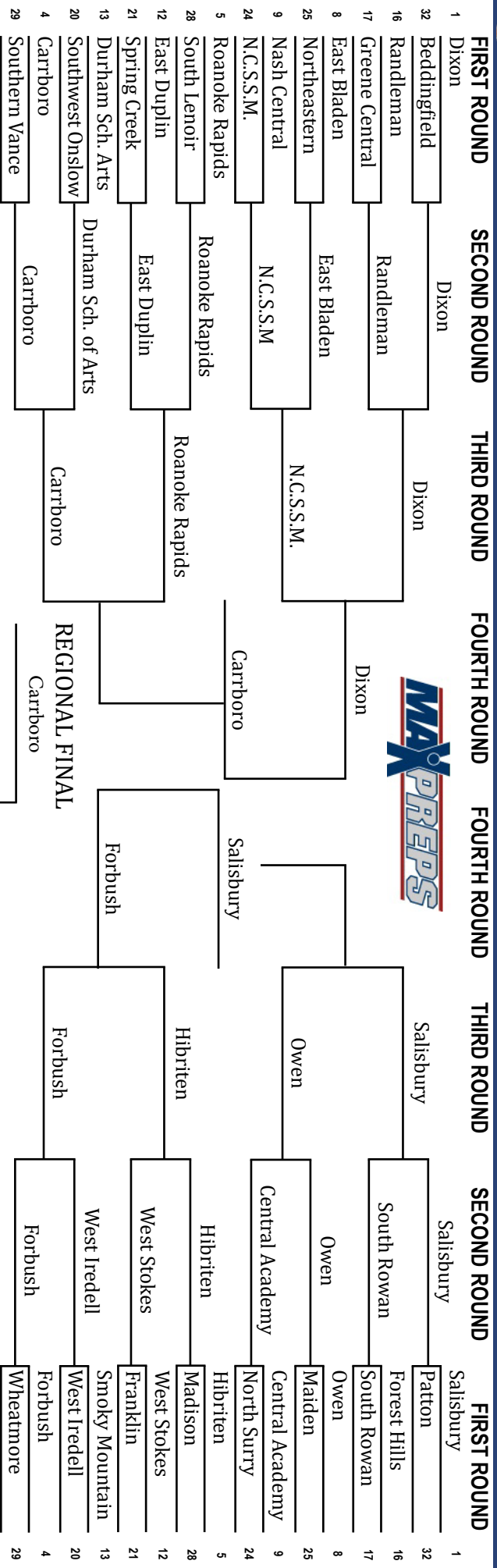
76' – WS – Yellow card issued to Micha Harris

77' – CARR – Miah Araba goal off a free kick (CARR 3-0)

CARR		WS
3	Goals	0
16	Shots	6
11	SOG	6
6	Saves	8
6	Fouls	6
5	CK	2
3	Offs.	0



2018 2A Women's Soccer Championship Bracket



2A Championship Team Information



FIRST FLIGHT NIGHTHAWKS



Lake Norman Charter Knights

Location: Kill Devil Hills, N.C.

Conference: Northeastern Coastal 2A

Colors: Navy, Columbia & White

Principal: Tim Albert

Athletic Director: Ray Scott

Head Coach: Juan Ramirez

Assistant Coaches: Joel Mount & Lela Ingram

Players to Watch: Emma Byard, Alex Rodman, Lauren Montgomery, & Anne Elliott Taylor

Non-Player Bench Personnel: Alyssa Baldauf

Team Record: 24-2-1 (8-0)

Location: Huntersville, N.C.

Conference: South Fork 2A

Colors: Royal Blue & Kelly Green

Principal: Craig Smith

Athletic Director: Matt Schlegel

Head Coach: David Crutchfield

Assistant Coach: Terry Konawalik

Players to Watch: Ayden Yates & Kasey Hahn

Non-Player Bench Personnel: Sarah Hang

Team Record: 22-0-1 (14-0)

Date	Opponent	Result	Date	Opponent	Result
2/27	@ TEACH	10 - 0 (W)	3/5	Community School of Davidson	4 - 1 (W)
3/9	@ Fike	5 - 1 (W)	3/7	Cox Mill	1 - 1 (T)
3/10	@ Forbush	2 - 1 (W)	3/8	@ Pine Lake Prep	1 - 0 (W)
3/13	Northeastern*	9 - 0 (W)	3/12	@ Charlotte Country Day (NC)	3 - 0 (W)
3/14	@ Manteo	9 - 0 (W)	3/13	@ East Lincoln*	3 - 0 (W)
3/16	@ Norfolk Academy (VA)	1 - 2 (L)	3/15	North Lincoln*	5 - 0 (W)
3/19	@ Camden County	9 - 0 (W)	3/22	Newton-Conover*	9 - 0 (W)
3/22	@ Bishop Sullivan Catholic (VA)	3 - 1 (W)	3/26	@ Maiden*	7 - 1 (W)
3/23	Pasquotank County*	10 - 0 (W)	3/27	@ Lincolnton*	6 - 2 (W)
3/26	Currituck County*	6 - 2 (W)	3/29	Bandys*	9 - 0 (W)
3/28	@ Hertford County*	10 - 0 (W)	4/10	@ West Lincoln*	8 - 0 (W)
3/29	@ Cape Henry Collegiate (VA)	4 - 0 (W)	4/12	East Lincoln*	5 - 1 (W)
4/11	John A. Holmes	9 - 0 (W)	4/17	@ North Lincoln*	1 - 0 (W)
4/13	Ocean Lakes (VA)	0 - 0 (T)	4/19	Maiden*	10 - 1 (W)
4/17	First Colonial (VA)	1 - 4 (L)	4/26	Lincolnton*	9 - 0 (W)
4/18	Manteo	9 - 0 (W)	5/1	@ Bandys*	7 - 0 (W)
4/19	@ Northeastern*	9 - 0 (W)	5/2	@ Newton-Conover*	9 - 0 (W)
4/23	Camden County	10 - 0 (W)	5/3	West Lincoln*	9 - 0 (W)
4/26	@ Pasquotank County*	9 - 0 (W)	5/9	West Stanly#	9 - 0 (W)
4/30	@ Currituck County*	7 - 1 (W)	5/12	North Davidson#	4 - 0 (W)
5/2	Hertford County*	9 - 0 (W)	5/16	West Davidson#	4 - 0 (W)
5/3	@ Norfolk Collegiate (VA)	3 - 1 (W)	5/18	Hendersonville#	2 - 0 (W)
5/9	Pasquotank County#	9 - 0 (W)	5/22	@ Salisbury#	2 - 0 (W)
5/12	Whiteville#	9 - 0 (W)	5/26	First Flight#	
5/16	Richlands#	3 - 0 (W)			
5/19	Clinton#	2 - 1 (W)			
5/22	Carrboro#	4 - 0 (W)			
5/26	Lake Norman Charter#				



FIRST FLIGHT Nighthawks



#	NAME	YR	P
0	Codie Patterson	JR	GK
0	Taylor Stuart	SO	D/G
1	Illiana Jauregui	FR	D/M
2	Maddie Hibbs	FR	D
3	Ava O'Neill	FR	F
4	Nicole York	SO	F/M
6	Lauren Montgomery	FR	F/M
9	Anne Elliot Taylor	SR	D/M
10	Lexi Foster	FR	M/F
12	Sophie Morgan	JR	F/M
13	Ansley Feltz	JR	D

#	NAME	YR	P
14	Ashley Forbes	JR	M/F
15	Sadie Owens	FR	D/M
16	Gabi McClary	FR	D
17	Megan Limbacher	SO	D
19	Suki Holian	JR	M
20	Camden Crook	SO	M
21	Brayliegh Jones	SR	F
22	Anna Davies	JR	D
23	Emma Byard	SO	M
24	Casey Bouker	SR	M
25	Alexandra Rodman	SR	M



LAKE NORMAN CHARTER KNIGHTS



#	NAME	YR	HT	P
1	Kaela Rasenberger	FR	5' 6"	GK
2	Arabella Devoe	SO	5' 5"	M
7	Olivia Tanaka	SR	5' 4"	F/M
8	Brooke Rhodes	SR	5' 6"	F
9	Kasey Hahn	SO	5' 3"	M/F
10	Ayden Yates	SO	5' 6"	ST/F
11	Shannon Lunny	JR	5' 4"	F
12	Carsyn Yates	SR	5' 4"	D/M
13	Lindsay Rich	SO	5' 5"	M

#	NAME	YR	HT	P
14	Madison Sims	SR	5' 4"	D/SW
15	Alex Behnke	SR	5' 8"	M
16	Olivia Masterton	SR	5' 8"	D/SW
17	Delaney Pierce	JR	5' 8"	D/M
18	Rebecca Pledger	SO	5' 7"	D
20	Olivia Haraldsson	JR	5' 6"	F
21	Hallie Arko	FR	5' 5"	F/M
22	Kirsten Brady	FR	5' 8"	M
23	Madison Dabney	FR	5' 7"	D

*Roster information provided by schools

FEEL. FLIGHT. FORTE II.

Wilson®

Aerodynamically stable for
incredible flight.



TRUE FEEL on passes, shots and headers. Larger panels means larger striking zones for more control.



STABLE FLIGHT aerodynamics delivered by a balanced, 20-panel design and optimal seam depth.



BEAMING VISIBILITY by alternating colors that let players easily gauge spin rate and their next play.



THE
OFFICIAL
BALL
OF





*“Yesterday, just another team.
Today, season champions!”*

We're so proud of our team we'd like to jump up and give each of you a high five.

Wells Fargo is proud to salute the NCHSAA Championships.

wellsfargo.com

© 2016 Wells Fargo Bank, N.A. All rights reserved. Member FDIC. (3530103_19589)

Together we'll go far





3A Championship: Weddington goes back-to-back with 1-0 win over Corinth Holders

RALEIGH, N.C. – The Weddington Warriors held off a valiant second-half effort from Corinth Holders to win the Warriors second straight state championship, 1-0 on a goal by Morgan Macia.

Weddington dominated possession in the first half and that led to an opportunity in the 28th minute for Macia who dribbled through three defenders and put home what turned out to be the game winner. Macia was named the Most Valuable Player for the 3A Championship Game.

The Warriors outshot the Pirates 14-5 on the day, putting nine of their 14 shots on frame. Alyssa Walawender had a busy day at goalkeeper for the Pirates, making eight saves, including a pair in the 75th minute on a point-blank chance and rebound chance by Mckayla McGee.

Corinth Holders finished the season 19-5-1, they were 10-0 as champions of the Two Rivers 3A conference. The Pirates won their first 3A Eastern Regional title and appeared in their first NCHSAA State Championship match.

Weddington completed their quest for back-to-back championships, posting a record of 22-2 on the year. They were the champions of the Southern Carolina 3A and appeared in their fourth State Championship game, winning the school's fourth Western Regional title.

	1	2	-	F
Weddington	1	0	-	1
Corinth Holders	0	0	-	0

First Half

28' – WED – Morgan Macia goal, unassisted (WED 1-0)



2017 3A Women's Soccer Championship Bracket



FIRST ROUND	SECOND ROUND	THIRD ROUND	FOURTH ROUND	FOURTH ROUND	THIRD ROUND	SECOND ROUND	FIRST ROUND
1 Southern Alamance	Southern Alamance					Charlotte Catholic	Charlotte Catholic
32 Smithfield-Selma		J.H. Rose			Charlotte Catholic	Watauga	Statesville
16 Southern Lee	J.H. Rose						Asheville
17 J.H. Rose							Watauga
8 Clayton	Clayton	Clayton	Clayton		Weddington	A.C. Reynolds	A.C. Reynolds
25 Williams						Weddington	Carson
9 Union Pines	Union Pines		Jacksonville	Weddington		Weddington	Weddington
24 Havelock							Parkwood
5 New Hanover	New Hanover					Southwest Guilford	Southwest Guilford
28 Harnett Central		Western Alamance			Southwest Guilford	Mount Tabor	McMichael
12 East Chapel Hill	Western Alamance						Mount Tabor
21 Western Alamance							Tuscola
13 Gray's Creek	Gray's Creek			T.C. Roberson		Asheboro	Asheboro
20 South Brunswick		Jacksonville			T.C. Roberson		Forestview
4 Jacksonville	Jacksonville					T.C. Roberson	T.C. Roberson
29 Rocky Mount							A.L. Brown

REGIONAL FINAL

Jacksonville

Chapel Hill

Chapel Hill

T.C. Roberson

Chapel Hill

Cox Mill

Chapel Hill

Chapel Hill

STATE CHAMPIONS



3 Terry Sanford	Terry Sanford	Terry Sanford				South Iredell	South Iredell
30 Cleveland							Alexander Central
14 Hunt	White Oak					Marvin Ridge	Northwest Cabarrus
19 White Oak							Marvin Ridge
11 West Carteret	Cedar Ridge					Cramer	Crest
22 Cedar Ridge		D.H. Conley					Cramer
6 D.H. Conley	D.H. Conley					Kings Mountain	Kings Mountain
27 Lee County							Southwest Guilford
7 Eastern Alamance							Hickory
26 C.B. Aycock	Eastern Alamance						Western Guilford
10 Pike							North Guilford
23 Northern Durham	Northern Durham						Central Cabarrus
15 West Johnston							North Iredell
18 Swansboro	Swansboro						Cuthbertson
2 Chapel Hill	Chapel Hill						Cox Mill
31 Franklinton							North Forsyth



3A Championship Team Information



CHAPEL HILL TIGERS



COX MILL CHARGERS

Location: Chapel Hill, N.C.
Conference: Big 8 3A
Colors: Vegas Gold & Black
Principal: Sulura Jackson
Athletic Director: Tim Bennett
Head Coach: Jason Curtis
Assistant Coaches: Davis Boyle, Kevin Schoden & Ron Benson
Players to Watch: Avery Look, Isabel Leinenweber, Cludia Reiter, Maddie Reiter, & Elise Ederle
Non-Player Bench Personnel:
Team Record: 18-1-1 (12-1-1)

Location: Concord, N.C.
Conference: Western Mountain 3A
Colors: Purple, Black & Teal
Principal: Todd Smith
Athletic Director: Brad Hinson
Head Coach: Adam Henry
Assistant Coach: Justin Henry & Kate Williams
Players to Watch: Sarah McHale, Jordan Laubach, Sydney Smith, Naomi Foutain & McKinley Meeks
Non-Player Bench Personnel: Thalia Shelton, Erik Zirkle, & Jim Kent
Team Record: 19-2-2 (10-0)

Date	Opponent	Result
3/5	@ Orange*	7 - 0 (W)
3/7	@ Northern Durham*	4 - 0 (W)
3/15	@ Cedar Ridge*	0 - 0 (T)
3/16	@ Hillside*	9 - 0 (W)
3/20	@ Northwood*	5 - 0 (W)
4/4	@ Carrboro	2 - 0 (W)
4/6	@ East Chapel Hill*	0 - 1 (L)
4/10	@ Southern Durham*	9 - 0 (W)
4/11	Hillside*	9 - 0 (W)
4/16	Cedar Ridge*	1 - 0 (W)
4/18	Northwood*	4 - 0 (W)
4/20	East Chapel Hill*	2 - 0 (W)
4/25	Orange*	7 - 0 (W)
4/27	Southern Durham*	9 - 0 (W)
4/30	Northern Durham*	3 - 0 (W)
5/9	Franklinton#	9 - 0 (W)
5/12	Swansboro#	2 - 0 (W)
5/16	Northern Durham#	1 - 0 (W)
5/19	D.H. Conley#	1 - 0 (W)
5/22	Jacksonville#	2 - 1 (W)
5/26	Cox Mill#	

Date	Opponent	Result
3/2	@ Hough	2 - 1 (W)
3/5	@ Hickory Ridge	2 - 2 (T)
3/7	Lake Norman Charter	1 - 1 (T)
3/9	@ Providence	0 - 1 (L)
3/10	Ardrey Kell	0 - 3 (L)
3/19	Forestview	7 - 1 (W)
3/20	Concord*	9 - 3 (W)
3/23	A.L. Brown*	8 - 0 (W)
3/27	@ Jay M. Robinson*	4 - 1 (W)
3/29	Central Cabarrus*	4 - 1 (W)
4/10	@ Northwest Cabarrus*	9 - 2 (W)
4/11	Hickory Ridge	2 - 0 (W)
4/13	@ Concord*	1 - 0 (W)
4/17	@ A.L. Brown*	3 - 1 (W)
4/19	Mallard Creek	3 - 1 (W)
4/20	Jay M. Robinson*	9 - 0 (W)
4/24	@ Central Cabarrus*	7 - 1 (W)
4/27	Northwest Cabarrus*	6 - 1 (W)
5/9	North Forsyth#	10 - 0 (W)
5/11	Cuthbertson#	2 - 0 (W)
5/15	Northern Guilford#	3 - 0 (W)
5/18	Kings Mountain#	7 - 2 (W)
5/22	T.C. Roberson#	3 - 1 (W)
5/26	Chapel Hill#	



CHAPEL HILL TIGERS



#	NAME
0	Audrey Calhoun
1	Sydney Runkle
2	Kerry Testen
3	Kyra Pollock
4	Kaitlin Alston
6	Claire Heinly
7	Molly Zimmerman
8	Yi-Ja Wright
9	Madison Kneipp
10	Eliazabeth Ball
11	Elise Ederle
12	Parker Keys
13	Ella Matishack

YR	P
JR	GK
FR	M
JR	M
FR	M/D
JR	D
JR	D/F
FR	M
FR	M
FR	F/M
FR	F
SR	D/M
SO	M
FR	M

#	NAME
14	Lauren Graham
15	Mikayla Brenman
16	Maddie Reiter
17	Caitlin Grubbs
18	Katrina Nunez
19	Claudia Reiter
20	Isabel Leinenweber
21	Anna Zolotor
22	Annie Fairey
23	Holly Heizer
24	Avery Look
25	Ainsley Mitchell

YR	P
SR	D
JR	D/M
SO	F/M
JR	F/M
JR	F/D
SO	M/D
JR	D/F
JR	D
SO	M
JR	F
SO	D/F
JR	M/D



COX MILL CHARGERS



#	NAME
0	Jillian Ginn
2	Hannah Dunn
3	Sarah McHale
4	Sydney Smith
5	Isabella Moreno
6	Rachel Frantz
7	Lindsay Weber
8	Reagan Cullen
9	Jillian Ryan
10	Jordan Laubach

YR	Ht.	P
FR	5' 6"	GK
SO	5' 6"	ST
SR	5' 3"	ST
SO	5' 10"	D
SR	5' 5"	M/F
SO	5' 2"	D/M
JR	5' 11"	M/F
FR	5' 7"	M
JR	5' 6"	M
SR	5' 7"	M/D

#	NAME
11	Julianne Patterson
12	Jordan Ginn
13	Kelsey Holiman
14	Ashley Lowman
15	Lindsay Ruf
16	Haley Brosnahan
18	McKinley Meeks
20	Naomi Fountain
21	Lexi Hanson
22	Maggie Cower

YR	Ht.	P
FR	5' 6"	M/D
JR	5' 4"	D
SO	5' 5"	M/F
FR	5' 2"	M/F
JR	5' 11"	D
FR	5' 6"	M/F
JR	5' 5"	M/F
JR	5' 7"	G/F
FR	5' 3"	F
SO	5' 3"	F/D

*Roster information provided by schools

HOST CITY PARTNERS



**SUPPORTING THE NORTH CAROLINA HIGH SCHOOL ATHLETIC ASSOCIATION
IN HOSTING THE FOLLOWING CHAMPIONSHIP EVENTS:**



BASEBALL



BASKETBALL



CHEERLEADING



FOOTBALL



LACROSSE



SOCCER



SOFTBALL



SWIMMING & DIVING



TENNIS



VOLLEYBALL



**THE NATION'S LEADER IN
LIVE HIGH SCHOOL SPORTS**

Visit www.NFHSnetwork.com To Watch



4A Championship: West Forsyth wins a thriller over Cardinal Gibbons 4-3 in overtime

RALEIGH, N.C. – In a fast-paced 4A State Championship game, it was the Titans of West Forsyth that prevailed in overtime 4-3 over Cardinal Gibbons to win the school's first Women's Soccer State Championship. Riley Terry unleashed her right foot on a free kick from 35 yards out that found the back of the net in the 98th minute during the second and final overtime period, lifting the Titans to the title.

Terry's free kick came off of a tough challenge from behind by Gibbons defender Montgomery Cooling on Erin Blevins, who went down, drawing the free kick. Terry's game-winning boot and solid defensive play made her the game's Most Valuable Player.

Riley Dorman opened the festivities just three minutes into the contest, ripping a rocket into the upper-right corner of the net to give West Forsyth a 1-0 lead. Dorman beat her defender, opening just a sliver of a shot from the edge of the 18-yard box.

Cardinal Gibbons responded in the 14th minute as the Crusaders earned a corner kick. The ball bounced loose in the box until it finally dropped on the left post in front of Julia Lucas. Lucas wrapped her right foot around it, poking it in the net to tie the game at 1.

The Titans responded immediately as Amber Skinner got loose in the deep-left corner, curling a ball to the back post that found the head of Brooklyn

Berry. Berry knocked the ball back across goal, finding the net to put the West Forsyth side back in front 2-1 in the 15th minute.

West added another goal in the 36th minute as Erin Blevins rapped home a feed from Bri Hudnall making it 3-1. Gibbons returned fire just before the half as Haley Garrett had two cracks at goal off of a corner kick. The first was saved off the line, but Garrett followed her own shot, chipping it in during the 38th minute to make it 3-2 heading to the half.

Maggie Pierce equalized for Cardinal Gibbons in the 63rd minute, ripping a shot past the Titan goal-keeper, tying the game at 3. The two teams traded opportunities until arriving at the half. Pierce hit the crossbar in the first overtime, but neither team could put anything across until the decisive free kick by Terry.

West Forsyth finished the season 26-1-1, they were 12-0 as the champions of the Central Piedmont 4A conference. The Titans made their first appearance in an NCHSAA Women's Soccer State Championship game after winning the Western Regional Championship for the first time in school history.

	1	2	OT1	OT2	-	F
West Forsyth	3	0	0	1	-	4
Cardinal Gibbons	2	1	0	0	-	3

First Half

3' – WF – Riley Dorman goal, unassisted (WF 1-0)
 14' – CG – Julia Lucas goal, unassisted (tied 1-1)
 15' – WF – Brooklyn Berry goal, assisted by Amber Skinner (WF 2-1)
 36' – WF – Erin Blevins goal, assisted by Bri Hudnall (WF 3-1)
 38' – CG – Haley Garrett goal, unassisted off CK rebound (WF 3-2)

Second Half

63' – CG – Maggie Pierce goal, unassisted (tied 3-3)

Second Overtime

'98 – CG – Yellow Card issued to Montgomery Cooling
 '98 – WF – Riley Terry goal, unassisted on a free kick (WF 4-3)

CG		WF
3	Goals	4
27	Shots	9
11	SOG	6
2	Saves	8
12	Fouls	9
7	CK	2
0	Offs.	1



2017 4A Men's Soccer Championship Bracket



FIRST ROUND

SECOND ROUND

THIRD ROUND

FOURTH ROUND

FOURTH ROUND

THIRD ROUND

SECOND ROUND

FIRST ROUND



16 Corinth Holders
17 Sanderson

1 Hoggard

Corinth Holders

Hoggard

Wakefield

Myers Park

1 Myers Park

South Mecklenburg

16 South Mecklenburg
17 Grimsley

8 Broughton

Wakefield

Wakefield

Wakefield

Myers Park

West Forsyth

West Forsyth

8

9 Wakefield
24 Overhills

Wakefield

Fuquay-Varina

Myers Park

Page

Page

9 Page
24 Purnell Swett

5 Heritage

Laney

Lake Norman

Lake Norman

Reagan

5

12 Laney
21 Apex Friendship

Laney

Lake Norman

Lake Norman

12 Lake Norman
21 Butler

4 Fuquay-Varina

Fuquay-Varina

REGIONAL FINAL
Fuquay-Varina

Providence

Providence

4

13 Ashley

Ashley

Fuquay-Varina

Porter Ridge

13 Richmond
20 Porter Ridge

20 Jack Britt



CHAMPIONSHIP

STATE CHAMPIONS



3 Green Hope

Green Hope

Pinecrest

Pinecrest

Pinecrest

3

14 Millbrook

Millbrook

Green Hope

Mallard Creek

14 Olympic
19 Mallard Creek

19 Athens Drive

New Bern

Cary

Hough

Hough

6

11 Panther Creek

Cary

Leesville Road

Pinecrest

Hickory Ridge

11 Hickory Ridge
22 R.J. Reynolds

22 Cary

7 Pine Forest

Holly Springs

South Caldwell

South Caldwell

7

10 Holly Springs

Holly Springs

Ardrey Kell

10 Ardrey Kell
23 Ragsdale

23 Wake Forest

2 Leesville Road

Leesville Road

Northwest Guilford

Northwest Guilford

2

15 Apex

Middle Creek

Middle Creek

Northwest Guilford

East Forsyth

15 East Forsyth
18 Mooresville

18 Middle Creek



4A Championship Team Information



FUQUAY-VARINA BENGALS



MP MYERS PARK MUSTANGS

Location: Fuquay-Varina, N.C.
Conference: South Wake 4A
Colors: Orange & White
Principal: Jonathan Ennis
Athletic Director: James Mountford
Head Coach: Nick Acosta
Assistant Coaches: Meghan Gannon
Players to Watch: Trinity Davis, Tori Gagliardi, & Maddie Smith
Non-Player Bench Personnel: Heather Page & Emily Turgeon
Team Record: 17-4-2 (8-1-1)

Location: Charlotte, N.C.
Conference: Southwestern 4A
Colors: Kelly Green, Black & White
Principal: Mark Bosco
Athletic Director: Rick Lewis
Head Coach: Bucky McCarley
Assistant Coach: Cooper Sitton, Haley Nelson, Laura Armstrong & Thomas Laird
Players to Watch: Ari Maibodi, Megan Frost, Weezie Targgart, Caileen Almeida, Sallie Parkhurst & Morgan Smiley
Non-Player Bench Personnel: Lucy Clemens
Team Record: 21-0-1 (14-0)

Date	Opponent	Result
2/28	@ Northwood	3 - 0 (W)
3/2	Ardrey Kell	1 - 0 (W)
3/3	Cuthbertson	2 - 3 (L)
3/5	Enloe	1 - 1 (T)
3/7	@ Athens Drive	4 - 0 (W)
3/14	Green Hope	1 - 2 (L)
3/16	Wakefield	1 - 2 (L)
3/19	@ Apex Friendship*	3 - 2 (W)
3/21	Holly Springs*	1 - 0 (W)
3/22	Cary	4 - 1 (W)
3/26	@ Garner*	4 - 2 (W)
3/28	@ Middle Creek*	1 - 0 (W)
4/9	@ Panther Creek	3 - 0 (W)
4/11	Apex*	3 - 1 (W)
4/18	@ Holly Springs*	1 - 1 (T)
4/23	Garner*	3 - 2 (W)
4/25	Middle Creek*	2 - 0 (W)
4/26	Apex Friendship *	5 - 0 (W)
4/30	@ Apex*	0 - 1 (L)
5/12	Ashley#	1 - 0 (W)
5/15	E.A. Laney#	1 - 1 (W)
5/19	Wakefield#	1 - 0 (W)
5/22	Leesville Road#	2 - 2 (W)
5/26	Myers Park#	

Date	Opponent	Result
2/28	Weddington	2 - 1 (W)
3/8	@ Providence Day (NC)	1 - 1 (T)
3/10	Community School of Davidson	4 - 0 (W)
3/14	@ David W. Butler*	7 - 0 (W)
3/16	Hickory Ridge*	4 - 0 (W)
3/23	@ Porter Ridge*	1 - 0 (W)
3/26	Hough	3 - 0 (W)
3/27	@ Independence*	3 - 1 (W)
3/28	Garinger*	9 - 0 (W)
4/10	Rocky River*	10 - 0 (W)
4/11	@ East Mecklenburg*	6 - 0 (W)
4/13	David W. Butler*	9 - 0 (W)
4/17	@ Hickory Ridge*	2 - 0 (W)
4/20	East Mecklenburg*	6 - 0 (W)
4/27	Independence*	9 - 0 (W)
4/30	Porter Ridge*	2 - 0 (W)
5/1	@ Garinger*	9 - 0 (W)
5/3	@ Rocky River*	10 - 0 (W)
5/11	South Mecklenburg#	6 - 0 (W)
5/16	West Forsyth#	4 - 1 (W)
5/19	Lake Norman#	2 - 0 (W)
5/22	Pinecrest#	2 - 1 (W)
5/26	Fuquay - Varina#	



FUQUAY-VARINA BENGALS



#	NAME
0	Mikaela Olaya
1	Amaya Gill
2	Allison Knick
3	Mackenzie Mendler
4	Lauren Sylvester
5	Abigail Burke
6	Gylian Morris
7	Hannah Buck
8	Bella Underhill
9	Laura Town
10	Tori Gagliardi
11	Grace Naylor
12	Carissa Olivares
13	Maddie Smith

YR	HT	P
JR	5' 5"	GK
JR	5' 6"	D
SR	5' 8"	M
JR	5' 4"	F
FR	5' 5"	M
SR	5' 6"	M
JR	5' 4"	M
JR	5' 5"	D
SR	5' 3"	F
SR	5' 7"	M
JR	5' 8"	D
SO	5' 7"	D
SR	5' 6"	M
JR	5' 5"	M

#	NAME
14	Katelyn Laux
15	Kathleen Ahl
16	Caroline Felman
17	Amanda Claudio
18	Liz Wiltsey
19	Mackenzie Harris
20	Trinity Davis
21	Claire Fields
22	Autumn Rice
26	Kirsten Gray
30	Josey Wilson
46	Mackenzie McLeod
99	Kristen Davis

YR	HT	P
SO	5' 7"	M
SO	5' 7"	D
JR	5' 6"	M
SR	5' 5"	D
SR	5' 4"	F
FR	5' 7"	M
SR	5' 4"	M/D
JR	5' 7"	M
SR	5' 5"	D/M
JR	5' 6"	D/M
SO	5' 9"	F
SO	5' 5"	D
SR	5' 8"	GK



MYERS PARK MUSTANGS



#	NAME
1	Abby Britt
4	Tyler Brading
5	Ariana Maibodi
6	Ginny Moss
7	Amanda Stines
8	Megan Frost
9	Haley Godwin
10	Addie Galek
11	Olivia Hollidge
12	Natalie Jarrett
13	Agatha Mitchem
14	Loren Eastman

YR	Ht.	Wt.	P
SR	5' 3"	GK	
JR	5' 3"	M	
JR	5' 6"	F	
SO	5' 6"	M	
JR	5' 4"	F	
JR	5' 9"	D	
SR	5' 3"	D	
FR	5' 5"	M	
SR	5' 6"	M	
JR	5' 4"	M	
JR	5' 7"	F	
JR	5' 6"	M	

#	NAME
15	Taylor Guzi
16	Sallie Parkhurst
17	Weezie Targgart
18	Shelby Caldwell
19	Erin Simpson
20	Charlotte Butler
21	Cece Cobb
22	Mae Howell
23	Caileen Almeida
24	Morgan Smiley
25	Polly O'Neal
	Laughlin Ryan

YR	Ht.	Wt.	P.
SR	5' 2"	D	
JR	5' 1"	M	
SR	5' 3"	M	
JR	5' 8"	D	
SO	5' 6"	D	
SO	5' 10"	GK	
SO	5' 7"	D	
SO	5' 9"	GK	
FR	5' 1"	F	
SO	5' 8"	D	
FR	5' 9"	D	
SO			

*Roster information provided by schools

TLCTM for LEDTM

Total Light ControlTM

Control

from foundation to poletop...

from the light source to the field, preserving the night sky...

assuring the results you expect, day 1...year 1...and for 25 years.



We Make It Happen.

Learn more at www.tlc4led.com

Local area representative:
Dina Neeley
800/825-6030 (toll free)
336/414-1030 (mobile)
dina.neeley@musco.com



WOMEN'S SOCCER STATE CHAMPIONSHIPS



OPEN CLASSIFICATION

1986 Greensboro Page
1987 Greensboro Page
1988 Greensboro Page
1989 Raleigh Millbrook
1990 Greensboro Grimsley
1991 Raleigh Sanderson
1992 Raleigh Broughton
1993 Greensboro Grimsley

PLAY WENT TO TWO CLASSIFICATIONS IN 1994

YEAR	4A	1A/2A/3A
1994	Greensboro Grimsley	Ragsdale
1995	Raleigh Broughton	Southwest Guilford
1996	Greensboro Grimsley	Ragsdale
1997	Charlotte Providence	Southwest Guilford

PLAY WENT TO THREE CLASSIFICATIONS IN 1998

	4A	3A	1A/2A
1998	Raleigh Broughton	East Chapel Hill	High Point Central
1999	Raleigh Broughton	Ragsdale	High Point Central
2000	Raleigh Broughton	East Chapel Hill	Richlands
2001	Raleigh Broughton	Southwest Guilford	Richlands
2002	Greensboro Grimsley	Southwest Guilford	Charlotte Catholic
2003	Raleigh Broughton	White Oak	Charlotte Catholic
2004	Greensboro Grimsley	East Chapel Hill	Western Guilford
2005	Raleigh Broughton	Ragsdale	Western Guilford
2006	Raleigh Broughton	White Oak	Swansboro

PLAY WENT TO FOUR CLASSIFICATIONS IN 2007

	4A	3A	2A	1A
2007	Apex	White Oak	Cardinal Gibbons	Raleigh Charter
2008	Leesville Road	White Oak	First Flight	Dixon
2009	Leesville Road	White Oak	Swansboro	Polk County
2010	North Mecklenburg	Marvin Ridge	Swansboro	Southwest Onslow
2011	Leesville Road	Charlotte Catholic	Cuthbertson	Central Academy
2012	W.A. Hough	White Oak	Carrboro	Southwest Onslow
2013	Green Hope	Cardinal Gibbons	Swansboro	Lake Norman Charter
2014	W.A. Hough	Chapel Hill	West Stokes	Community School of Davidson
2015	Panther Creek	A.C. Reynolds	Carrboro	Raleigh Charter
2016	Providence	Weddington	Carrboro	Community School of Davidson
2017	West Forsyth	Weddington	Carrboro	Franklin Academy
2018				



WOMEN'S SOCCER STATE CHAMPIONSHIP RESULTS



OPEN CLASSIFICATION

YEAR	SITE	CHAMPION		RUNNER-UP	
1986	Fetzer Field, Chapel Hill	Page	4	Millbrook	2
1987	Method Road, Raleigh	Page	2	Millbrook	0
1988	Simeon Stadium, High Point	Page	3	Grimsley	0
1989	Memorial Stadium, Burlington	Millbrook	2	Page	0
1990	Sanderson, Raleigh	Grimsley	1	Sanderson	0
1991	North Forsyth, Winston-Salem	Sanderson	7	North Forsyth	1
1992	Broughton, Raleigh	Broughton	1	Grimsley	0
1993	Jamieson Stadium, Greensboro	Grimsley	4	Sanderson	1

PLAY WENT TO TWO CLASSIFICATIONS IN 1994

4A CHAMPIONSHIPS

YEAR	SITE	CHAMPION		RUNNER-UP		
1994	Method Road Stadium, Raleigh	Grimsley	2	Broughton	1	PK
1995	Method Road Stadium, Raleigh	Broughton	3	Grimsley	2	
1996	Method Road Stadium, Raleigh	Grimsley	2	Broughton	1	
1997	Method Road Stadium, Raleigh	Providence	2	Broughton	1	
1998	Method Road Stadium, Raleigh	Broughton	2	Page	1	
1999	Method Road Stadium, Raleigh	Broughton	3	Grimsley	0	
2000	Method Road Stadium, Raleigh	Broughton	1	Grimsley	0	
2001	Method Road Stadium, Raleigh	Broughton	3	Providence	2	PK
2002	Method Road Stadium, Raleigh	Grimsley	2	Apex	0	
2003	SAS Soccer Park, Cary	Broughton	2	Grimsley	0	
2004	SAS Soccer Park, Cary	Grimsley	2	Broughton	0	
2005	SAS Soccer Park, Cary	Broughton	4	Mount Tabor	1	
2006	SAS Soccer Park, Cary	Broughton	1	Providence	0	
2007	SAS Soccer Park, Cary	Apex	2	Weddington	1	OT
2008	Paul Derr Stadium, NC State	Leesville Road	3	Ardrey Kell	0	
2009	Paul Derr Stadium, NC State	Leesville Road	1	Ardrey Kell	0	PK
2010	Paul Derr Stadium, NC State	North Mecklenburg	2	Hoggard	1	PK
2011	WakeMed Soccer Park, Cary	Leesville Road	3	Ardrey Kell	0	
2012	Dail Soccer Field, NC State	W.A. Hough	2	Green Hope	1	
2013	Dail Soccer Field, NC State	Green Hope	2	W.A. Hough	0	
2014	Dail Soccer Field, NC State	W.A. Hough	1	Panther Creek	0	SD-OT
2015	Dail Soccer Field, NC State	Panther Creek	2	Providence	0	
2016	Dail Soccer Field, NC State	Providence	2	Middle Creek	1	
2017	Dail Soccer Field, NC State	West Forsyth	4	Cardinal Gibbons	3	
2018						

1A/2A/3A CHAMPIONSHIPS

YEAR	SITE	CHAMPION		RUNNER-UP		
1994	Method Road Stadium, Raleigh	Ragsdale	3	Southwest Guilford	2	PK
1995	Method Road Stadium, Raleigh	Southwest Guilford	6	High Point Central	1	
1996	Method Road Stadium, Raleigh	Ragsdale	3	T.C. Roberson	0	
1997	Method Road Stadium, Raleigh	Southwest Guilford	1	Charlotte Catholic	0	

PLAY WENT TO THREE CLASSIFICATIONS IN 1998



WOMEN'S SOCCER STATE CHAMPIONSHIP RESULTS



3A CHAMPIONSHIPS

YEAR	SITE	CHAMPION		RUNNER-UP		
1998	Method Road Stadium, Raleigh	East Chapel Hill	3	T.C. Roberson	2	
1999	Method Road Stadium, Raleigh	Ragsdale	2	Fuquay-Varina	1	
2000	Method Road Stadium, Raleigh	East Chapel Hill	3	Asheville	0	
2001	Method Road Stadium, Raleigh	Southwest Guilford	4	T.C. Roberson	1	
2002	Method Road Stadium, Raleigh	Southwest Guilford	3	T.C. Roberson	2	OT
2003	SAS Soccer Park, Cary	White Oak	2	T.C. Roberson	1	PK
2004	SAS Soccer Park, Cary	East Chapel Hill	4	Parkwood	1	
2005	SAS Soccer Park, Cary	Ragsdale	4	White Oak	1	
2006	SAS Soccer Park, Cary	White Oak	6	Southwest Guilford	1	
2007	SAS Soccer Park, Cary	White Oak	3	Charlotte Catholic	2	
2008	Paul Derr Stadium, NC State	White Oak	4	T.C. Roberson	0	
2009	Paul Derr Stadium, NC State	White Oak	5	Kings Mountain	0	
2010	Paul Derr Stadium, NC State	Marvin Ridge	1	Cardinal Gibbons	0	
2011	WakeMed Soccer Park, Cary	Charlotte Catholic	2	Cardinal Gibbons	1	
2012	Dail Soccer Field, NC State	White Oak	2	Charlotte Catholic	1	
2013	Dail Soccer Field, NC State	Cardinal Gibbons	3	St. Stephens	0	
2014	Dail Soccer Field, NC State	Chapel Hill	2	Weddington	1	
2015	Dail Soccer Field, NC State	A.C. Reynolds	2	Swansboro	1	
2016	Dail Soccer Field, NC State	Weddington	2	Jacksonville	1	
2017	Dail Soccer Field, NC State	Weddington	2	Corinth Holders	1	
2018						

1A/2A CHAMPIONSHIPS

YEAR	SITE	CHAMPION		RUNNER-UP		
1998	Method Road Stadium, Raleigh	High Point Central	4	Eastern Alamance	0	
1999	Method Road Stadium, Raleigh	High Point Central	1	Swansboro	0	
2000	Method Road Stadium, Raleigh	Richlands	3	High Point Central	1	
2001	Method Road Stadium, Raleigh	Richlands	3	Parkwood	1	
2002	Method Road Stadium, Raleigh	Charlotte Catholic	1	Western Guilford	0	
2003	SAS Soccer Park, Cary	Charlotte Catholic	4	Richlands	0	
2004	SAS Soccer Park, Cary	Western Guilford	2	Hibriten	0	
2005	SAS Soccer Park, Cary	Western Guilford	2	Charlotte Catholic	1	
2006	SAS Soccer Park, Cary	Swansboro	5	Wilkes Central	0	

PLAY WENT TO FOUR CLASSIFICATIONS IN 2007

2A CHAMPIONSHIPS

YEAR	SITE	CHAMPION		RUNNER-UP		
2007	SAS Soccer Park, Cary	Cardinal Gibbons	1	Shelby	0	
2008	Paul Derr Stadium, NC State	First Flight	2	Forbush	1	
2009	Paul Derr Stadium, NC State	Swansboro	2	Forbush	1	OT
2010	Paul Derr Stadium, NC State	Swansboro	2	Forbush	1	
2011	WakeMed Soccer Park, Cary	Cuthbertson	2	Carrboro	1	PK
2012	Dail Soccer Field, NC State	Carrboro	2	Cuthbertson	1	
2013	Dail Soccer Field, NC State	Swansboro	3	South Iredell	0	
2014	Dail Soccer Field, NC State	West Stokes	2	Washington	0	
2015	Dail Soccer Field, NC State	Carrboro	2	Forbush	1	OT
2016	Dail Soccer Field, NC State	Carrboro	1	Forbush	0	OT
2017	Dail Soccer Field, NC State	Carrboro	3	West Stokes	0	
2018						



WOMEN'S SOCCER STATE CHAMPIONSHIP RESULTS



1A CHAMPIONSHIPS

YEAR	SITE	CHAMPION		RUNNER-UP		
2007	SAS Soccer Park, Cary	Raleigh Charter	3	Bishop McGuinness	0	
2008	Paul Derr Stadium, NC State	Dixon	1	Polk County	0	
2009	Paul Derr Stadium, NC State	Polk County	1	Raleigh Charter	0	
2010	Paul Derr Stadium, NC State	Southwest Onslow	2	Avery County	0	
2011	WakeMed Soccer Park, Cary	Central Academy	1	Southwest Onslow	0	
2012	Dail Soccer Field, NC State	Southwest Onslow	2	Thomas Jefferson	0	
2013	Dail Soccer Field, NC State	Lake Norman Charter	6	Raleigh Charter	3	OT
2014	Dail Soccer Field, NC State	Comm. S. of Davidson	2	East Carteret	1	PK
2015	Dail Soccer Field, NC State	Raleigh Charter	2	Bishop McGuinness	1	
2016	Dail Soccer Field, NC State	Comm. S. of Davidson	5	Franklin Academy	1	
2017	Dail Soccer Field, NC State	Franklin Academy	3	Comm. S. of Davidson	3	4-3 PK
2018						

Residence
Inn®
Marriott

OFFICIAL HOSPITALITY SPONSORS OF THE NCHSAA

WWW.SUMMITHOSPITALITY.COM

COURTYARD®
Marriott

RALEIGH

Residence Inn
Raleigh Crabtree
919.279.3000

Residence Inn
Raleigh Downtown
919.856.0017

Residence Inn
Raleigh Midtown
919.878.6100

Courtyard
Raleigh Crabtree
919.782.6868

Fairfield Inn & Suites
Raleigh Crabtree
919.881.9800

TownePlace Suites
Raleigh Cary
919.678.0005

DURHAM

Hyatt Place
Durham Southpoint
919.688.7800

Hilton Garden Inn
Durham Southpoint
919.544.6000

Fairfield Inn & Suites
Durham Southpoint
919.806.8200

CHAPEL HILL

Residence Inn
Chapel Hill
919.933.4848

WINSTON-SALEM

Fairfield Inn & Suites
Winston-Salem
336.714.2800

PINEHURST

Homewood Suites
Pinehurst
910.255.0300

FAIRFIELD
INN & SUITES®
Marriott

TOWNEPLACE
SUITES®
Marriott



FOR GROUP RESERVATIONS PLEASE
CONTACT CRYSTAL SEARS AT
(919) 410-4229
CSEARS@SHGLTD.COM



BUY HIGH SCHOOL TICKETS NOW

OFFICIAL DIGITAL TICKETING PROVIDER OF THE NCHSAA



CHECK OUT
GOFAN.CO/NCHSAA
TO PURCHASE
PLAYOFF TICKETS

678-679-7676 | SERVICE@GOFAN.CO



WOMEN'S SOCCER STATE CHAMPIONSHIP APPEARANCES



School	App.	W	L	Pct.	Last	School	App.	W	L	Pct.	Last
Apex	2	1	1	.500	2007	Leesville Road	3	3	0	1.000	2011
Ardrey Kell	3	0	3	.000	2009	Marvin Ridge	1	1	0	1.000	2010
Asheville	1	0	1	.000	2011	Middle Creek	1	0	1	.000	2016
Avery	1	0	1	.000	2010	Millbrook	3	1	2	.333	1989
Bishop McGuinness	2	0	2	.000	2015	Mount Tabor	1	0	1	.000	2005
Broughton	13	9	4	.692	2006	North Forsyth	1	0	1	.000	1991
Carrboro	5	4	1	.800	2017	North Mecklenburg	1	1	0	1.000	2010
Cardinal Gibbons	5	2	3	.400	2017	Page	5	3	2	.600	1998
Central Academy of Tech	1	1	0	1.000	2011	Panther Creek	2	1	1	.500	2015
Charlotte Catholic	7	3	4	.429	2012	Parkwood	2	0	2	.000	2004
Chapel Hill	1	1	0	1.000	2014	Polk County	2	1	1	.500	2009
Community Sch.of Davidson	3	2	1	.667	2017	Providence	5	2	3	.400	2016
Corinth Holders	1	0	1	.000	2017	Raleigh Charter	4	2	2	.500	2015
Cuthbertson	2	1	1	.500	2012	Ragsdale	4	4	0	1.000	2005
Dixon	1	1	0	1.000	2008	Reynolds, A.C.	1	1	0	1.000	2015
East Carteret	1	0	1	.000	2014	Richlands	3	2	1	.667	2003
East Chapel Hill	3	3	0	1.000	2004	St. Stephens	1	0	1	.000	2013
Eastern Alamance	1	0	1	.000	1998	Sanderson	3	1	2	.333	1993
First Flight	1	1	0	1.000	2008	Shelby	1	0	1	.000	2007
Forbush	5	0	5	.000	2016	South Iredell	1	0	1	.000	2013
Fuquay-Varina	1	0	1	.000	1999	Southwest Guilford	6	4	2	.667	2006
Franklin Academy	2	1	1	.500	2017	Southwest Onslow	3	2	1	.667	2012
Green Hope	2	1	1	.500	2013	Swansboro	7	4	3	.571	2015
Grimsley	12	6	6	.500	2004	T.C. Roberson	6	0	6	.000	2008
Hibriten	1	0	1	.000	2004	Washington	1	0	1	.000	2014
High Point Central	4	2	2	.500	2000	Weddington	4	2	2	.500	2017
Hoggard	1	0	1	.000	2010	West Forsyth	1	1	0	1.000	2017
Hough, W.A.	3	2	1	.667	2014	West Stokes	2	1	1	.500	2017
Jacksonville	1	0	1	.000	2016	Western Guilford	3	2	1	.667	2005
Jefferson, Thomas Classical	1	0	1	.000	2012	White Oak	7	6	1	.857	2012
Kings Mountain	1	0	1	.000	2009	Wilkes Central	1	0	1	.000	2006
Lake Norman Charter	1	1	0	1.000	2013						



150 Annaron Court
Raleigh, NC 27603

919.828.2887
919.829.5721 FAX
www.mortstrophies.com
sales@mortstrophies.com

*The preferred awards provider of the NCHSAA
now offers student-athletes the opportunity
to have their own smaller version
of their team's championship trophy.*



Approx 8.5", \$30 each + S&H

Contact us today!

**Buckle Up.
Every Seat.
Every Time.**
It's the law.



GEARING UP FOR GAME DAY:

GAME DAY CONDITIONING, FUELING & HYDRATION

PERFORMANCE NUTRITION COORDINATOR, MICHAEL MINNIS, MS, RD, CSCS
SPORT SCIENCE ANALYST, ANTHONY ZIMMER, MS, ATC, CSCS



DO



DON'T

4 HOURS PRIOR

- Low Fat; High Carbohydrate
- Salty Foods
- Fluids
- Passive Warm Up

- High Fat; Low Carbohydrate
- High Fiber
- New/Unfamiliar Foods
- New/Unfamiliar Warm Up

30 MIN – 1 HR HOUR PRIOR

- Easily Digested Carbohydrate
 - Gels, Chews, etc.
- Fluids + Electrolytes
- Active/Dynamic Warm Up

- High Fat
- Water Only
- New/Unfamiliar Foods
- Overdo Warm Up

DURING GAME

- Fluids W/ Carbs & Electrolytes
- Have Options for Re/Warm Up

- Water only
- Script Re/Warm Up

HALF TIME

- Easily Digested Carbohydrate
 - Gels, Chews, etc.
- Fluids + Electrolytes
- Have Options for Re/Warm Up

- High Fat
- Water Only
- New/Unfamiliar Foods
- Script Re/Warm Up

POST GAME

- Refuel with Carbohydrate
- Rebuild with Protein
- Rehydrate with Fluids
- Rest and Recover

- Forget to Eat or Drink



WOMEN'S SOCCER STATE PLAYOFF RECORDS ALL-TIME



SCHOOL	APP	W	L	PCT.	LAST APP	SCHOOL	APP	W	L	PCT.	LAST APP
Albemarle	14	7	14	.333	2017	Draghn, Jimmy C.	1	0	1	.000	2010
Alexander Central	11	3	11	.214	2015	Durham School of Arts	17	14	17	.452	2017
Alleghany	2	0	2	.000	2015	East Bladen	11	2	11	.154	2017
Andrews	1	1	1	.500	2003	East Burke	12	5	12	.294	2017
Andrews, T.W.	9	5	9	.357	2012	East Carteret	7	15	7	.682	2017
Apex	26	33	25	.569	2017	East Chapel Hill	21	48	18	.727	2017
Ashbrook	14	8	14	.364	2014	East Columbus	7	1	7	.125	2017
Ashe Central	1	0	1	.000	1999	East Davidson	16	11	16	.407	2017
Ashe County	11	9	11	.450	2017	East Duplin	11	4	11	.267	2016
Asheboro	12	6	12	.333	2017	East Forsyth	26	36	26	.581	2017
Asheville	24	36	24	.600	2017	East Gaston	8	1	8	.111	2014
Ashley	5	2	5	.286	2017	East Henderson	4	0	4	.000	2017
Atkins	3	0	3	.000	2017	East Lincoln	14	17	14	.548	2017
Athens Drive	16	21	16	.568	2016	East Mecklenburg	21	12	21	.364	2017
Avery County	18	12	18	.400	2017	East Montgomery	12	5	12	.294	2017
Aycock, C.B.	16	4	16	.200	2016	East Rutherford	3	1	3	.250	2017
Bandy	10	2	10	.167	2015	East Surry	4	7	4	.636	2017
Bartlett Yancey	11	6	11	.353	2017	East Wake	3	0	3	.000	2012
Beddingfield	15	5	15	.250	2017	East Wake Academy	4	3	4	.429	2017
Berry Academy	3	0	3	.000	2012	East Wilkes	9	1	9	.100	2017
Bessemer City	1	0	1	.000	2017	Eastern Guilford	9	8	9	.471	2009
Bishop McGuinness	12	29	12	.707	2017	Eastern Alamance	14	8	14	.364	2017
Brevard	17	7	17	.292	2017	Eastern Randolph	4	2	4	.333	2015
Britt, Jack	4	0	4	.000	2010	Eastern Wayne	16	7	15	.318	2017
Broughton	26	81	17	.827	2015	Eastern NC School for Deaf	1	0	1	.000	1986
Brown, A.L.	4	1	4	.200	2016	Edenton Holmes	1	0	1	.000	2015
Bunn	10	0	10	.000	2017	Elkin	10	11	10	.524	2017
Bunker Hill	2	0	2	.000	2017	Enka	11	4	11	.267	2015
Burns	9	8	9	.471	2016	Enloe	8	7	8	.467	2011
Butler	12	14	6	.700	2017	Erwin	1	0	1	.000	2016
Cape Fear	7	0	7	.000	2015	Fike	30	36	30	.545	2017
Cape Hatteras	7	0	7	.000	2016	First Flight	12	29	11	.725	2017
Cardinal Gibbons	12	49	10	.831	2017	Foard, Fred T	9	7	9	.438	2017
Carrboro	10	40	6	.870	2017	Forbush	19	46	19	.708	2017
Carson, Jesse	5	2	5	.286	2016	Forest Hills	9	6	9	.400	2014
Cary	18	7	18	.280	2013	Forestview	19	12	19	.387	2017
Cedar Ridge	9	3	9	.250	2017	Franklin	11	11	11	.500	2017
Camden	8	7	6	.538	2017	Franklin Academy	5	17	4	.810	2017
Central Academy	10	19	10	.655	2017	Franklinton	12	8	12	.400	2017
Central Cabarrus	11	6	11	.353	2017	Freedom	15	5	15	.250	2014
Central Davidson	14	6	14	.300	2017	Fuquay-Varina	15	17	15	.531	2017
Chapel Hill	30	38	29	.567	2017	Garner	12	4	12	.250	2017
Charlotte Catholic	26	72	23	.758	2017	Gates County	1	0	1	.000	2007
Chase	3	0	3	.000	2014	Glenn	5	5	2	.714	2015
Chatham Central	7	2	7	.222	2017	Goldsboro	5	2	5	.286	2017
Chatham Charter	2	0	2	.000	2017	Granville Central	4	3	4	.429	2017
Cherokee	4	0	4	.000	2017	Graham	1	0	1	.000	1998
Cherryville	7	1	7	.125	2016	Grays Creek	14	6	14	.300	2017
Clayton	18	7	18	.280	2017	Gray Stone Day	11	15	11	.577	2017
Cleveland	6	4	6	.400	2017	Green Hope	15	29	14	.674	2017
Clinton	11	17	11	.607	2017	Grimsley	32	83	26	.761	2017
Comm. School of Davidson	4	17	2	.895	2017	Harding	16	5	16	.238	2013
Concord	1	0	1	.000	2016	Harnett Central	12	3	12	.200	2017
Conley, D.H	9	6	9	.400	2017	Havelock	18	6	18	.250	2016
Corinth Holders	7	11	7	.611	2017	Hayesville	1	0	1	.000	2017
Cox Mill	9	16	8	.667	2017	Henderson Vance	2	1	2	.333	1990
Crest	7	4	7	.364	2017	Hendersonville	16	21	7	.750	2017
Croatan	15	24	15	.615	2017	Heritage	3	4	3	.571	2017
Cramer, Stuart	3	0	3	.000	2017	Hertford County	7	0	3	.000	2013
Currituck	15	9	15	.375	2017	Hibriten	17	27	17	.614	2017
Cuthbertson	8	28	7	.800	2017	Hickory	22	25	22	.532	2017
Davie County	8	0	8	.000	2016	Hickory Ridge	10	10	10	.500	2017
Dixon	19	26	18	.591	2017	High Point Central	17	33	15	.688	2007



WOMEN'S SOCCER STATE PLAYOFF RECORDS ALL-TIME



SCHOOL	APP	W	L	PCT.	LAST APP	SCHOOL	APP	W	L	PCT.	LAST APP
Highlands	14	3	14	.176	2017	Newton-Conover	11	11	11	.500	2017
Highland Tech	8	3	8	.273	2017	North Brunswick	9	0	9	.000	2017
Hobbs	8	1	8	.111	2017	North Buncombe	13	4	13	.235	2017
Hoggard	25	55	25	.688	2017	North Davidson	11	2	11	.154	2016
Hoke	9	1	9	.100	2014	North Duplin	4	0	4	.000	2017
Holmes	11	3	11	.214	2017	North Forsyth	5	8	5	.615	1994
Holly Springs	10	8	10	.444	2017	North Gaston	2	0	2	.000	2017
Hopewell	14	4	14	.222	2017	North Henderson	7	4	7	.364	2016
Hough	7	27	5	.844	2017	North Iredell	16	4	16	.200	2017
Hunt	30	28	30	.483	2017	North Johnston	13	2	13	.133	2017
Huss, Hunter	4	0	4	.000	2014	North Lenoir	8	5	8	.385	2016
Independence	4	0	4	.000	2017	North Lincoln	9	3	9	.250	2017
Jack Britt	11	3	11	.214	2017	North Mecklenburg	24	29	23	.558	2017
Jacksonville	23	54	23	.701	2017	Northside (Jacksonville)	5	5	5	.500	2016
James Kenan	6	2	6	.250	2017	North Moore	10	6	10	.375	2017
Jefferson, Thomas	8	14	8	.636	2017	North Pitt	4	1	4	.200	2017
Jordan	24	15	24	.385	2015	North Rowan	3	0	3	.000	2012
Jordan-Matthews	13	6	13	.316	2017	North Stanly	15	10	15	.400	2016
Kell, Ardrey	12	32	12	.727	2017	North Stokes	4	1	4	.200	2017
Kenan, James	7	2	7	.222	2011	North Wilkes	1	0	1	.000	2016
Kestrel Heights	3	2	3	.400	2016	Northeast Guilford	21	23	21	.523	2013
Kings Mountain	17	16	17	.485	2017	Northeastern	9	2	9	.182	2016
Kinston	14	1	14	.067	2017	Northern Durham	20	5	20	.200	2017
Knightdale	10	4	10	.286	2017	Northern Guilford	9	18	9	.667	2017
Lake Norman	15	34	15	.694	2017	Northern Nash	14	6	14	.300	2017
Lake Norman Charter	7	17	6	.739	2017	Northern Vance	9	2	9	.182	2008
Lakewood	8	3	8	.273	2017	Northwest Cabarrus	12	3	12	.200	2017
Laney	17	16	17	.485	2017	Northwest Guilford	23	29	23	.558	2017
Ledford	18	9	18	.333	2017	Northwood	20	27	20	.574	2017
Lee County	1	1	1	.500	1993	Olympic	13	4	13	.235	2017
Leesville Road	22	56	19	.747	2017	Orange	8	1	8	.111	2017
Lejeune	15	11	15	.423	2017	Overhills	7	0	7	.000	2017
Lexington	7	0	7	.000	2017	Owen, C. D.	10	6	10	.375	2017
Lincoln Charter	6	6	6	.500	2017	Oxford Preparatory	2	0	2	.000	2017
Lincolnton	8	2	8	.200	2017	Page	27	51	27	.654	2017
Louisburg	6	0	6	.000	2017	Panther Creek	9	17	9	.654	2017
Lumberton	15	7	15	.318	2017	Parkland	2	1	2	.333	2008
Madison	19	13	19	.406	2018	Parkwood	21	36	20	.643	2017
Maiden	5	0	5	.000	2017	Pasquotank	3	0	3	.000	2013
Mallard Creek	10	4	10	.286	2017	Patton	6	4	5	.444	2013
Manteo	19	18	19	.486	2017	Pender	8	0	8	.000	2017
Marvin Ridge	10	30	9	.769	2017	Piedmont	9	10	9	.526	2014
McDowell	9	1	9	.100	2015	Piedmont Community	1	0	1	.000	2017
McMichael	5	0	5	.000	2017	Pine Forest	15	1	15	.063	2017
Middle Creek	3	9	3	.500	2017	Pine Lake Prep	4	7	4	.636	2016
Midway	9	11	9	.535	2017	Pinecrest	23	26	23	.531	2017
Millbrook	16	28	15	.651	2017	Pisgah	3	2	3	.400	2013
Mitchell	3	0	3	.000	2017	Polk County	22	39	21	.650	2017
Monroe	4	0	4	.000	2009	Porter Ridge	12	14	12	.538	2017
Mooreville	22	12	22	.353	2017	Princeton	11	3	11	.214	2017
Morehead	10	1	10	.091	2015	Providence	24	57	22	.722	2017
Mount Airy	4	3	4	.429	2017	Providence Grove	1	0	1	.000	2012
Mount Pleasant	12	2	12	.143	2017	Queens Grant	4	3	4	.429	2017
Mount Tabor	28	24	27	.471	2017	Ragsdale	25	35	21	.625	2015
Mountain Heritage	1	1	1	.500	2008	Raleigh Charter	13	40	11	.784	2017
Mountain Island Charter	2	1	2	.333	2017	Randleman	13	6	13	.316	2016
Murphy	3	0	3	.000	2017	Reagan	11	7	11	.389	2017
Myers Park	28	45	28	.616	2017	Red Springs	4	0	4	.000	2017
NC School of Science & Math	15	14	15	.483	2017	Reidsville	13	10	13	.435	2017
Nash Central	5	1	5	.167	2017	Research Triangle	3	0	3	.000	2017
Neuse Charter	4	2	4	.333	2017	Reynolds, A. C.	22	27	21	.563	2017
New Bern	24	30	24	.556	2017	Reynolds, R. J.	25	13	25	.342	2017
New Hanover	15	17	15	.531	2017	Richlands	20	40	18	.690	2017



WOMEN'S SOCCER STATE PLAYOFF RECORDS ALL-TIME



SCHOOL	APP	W	L	PCT.	LAST APP	SCHOOL	APP	W	L	PCT.	LAST APP
Richmond Senior	15	2	15	.118	2017	Tri-County Early College	1	0	1	.000	2017
River Mill Academy	1	0	1	.000	2016	Triton	9	2	9	.182	2016
Riverside-Durham	15	2	15	.118	2016	Trinity	22	13	22	.371	2017
Roanoke Rapids	24	32	24	.571	2017	Tuscola	21	25	21	.543	2017
Roberson, T. C.	27	38	27	.585	2017	Union	3	0	3	.000	2016
Robinson, J.M.	14	10	14	.417	2017	Union Academy	8	20	8	.714	2017
Rockingham County	13	4	13	.235	2017	Union Pines	12	13	12	.520	2017
Rocky Mount	19	13	19	.406	2017	Uwharrie Charter	2	0	2	.000	2017
Rose	24	3	24	.111	2017	Vance,Zebulon (Charlotte)	8	0	8	.000	2007
Rosewood	15	12	7	.632	2017	Voyager Academy	4	1	4	.200	2017
Roxboro Community School	4	4	4	.500	2017	Wakefield	9	5	9	.357	2017
R-S Central	12	5	12	.294	2017	Wake Forest-Rolesville	12	14	12	.538	2007
Salisbury	17	15	16	.440	2017	Walkertown	3	0	3	.000	2016
Sanderson	22	38	21	.644	2017	Wallace-Rose Hill	6	1	6	.143	2017
Sanford, Terry	22	20	15	.571	2017	Washington	15	10	15	.400	2017
Scotland	17	3	17	.150	2013	Watauga	21	15	21	.417	2017
Seventy-First	5	0	5	.000	2001	Webb	14	1	14	.067	2016
Shelby	19	31	19	.620	2017	Weddington	15	44	13	.772	2017
Smith, Ben L.	1	1	1	.500	2003	West Bladen	2	0	2	.000	2008
Smith,E.E.	1	0	1	.000	1995	West Brunswick	11	5	11	.313	2017
Smithfield-Selma	9	3	9	.250	2017	West Caldwell	9	3	9	.250	2016
Smoky Mountain	10	5	10	.333	2017	West Carteret	17	22	17	.564	2017
South Brunswick	11	11	11	.500	2016	West Charlotte	9	5	9	.357	1994
South Caldwell	4	0	4	.000	2017	West Columbus	6	1	6	.143	2017
South Central	2	0	2	.000	2011	West Davidson	15	13	15	.464	2017
South Columbus	5	0	5	.000	2017	West Forsyth	25	30	24	.556	2017
South Davidson	4	2	4	.333	2017	West Henderson	17	13	17	.433	2017
South Granville	11	3	11	.214	2017	West Iredell	9	2	9	.182	2017
South Iredell	18	23	18	.561	2017	West Johnston	12	9	12	.429	2017
South Johnston	1	0	1	.000	2010	West Lincoln	1	0	1	.000	2016
South Lenoir	3	0	3	.000	2017	West Mecklenburg	10	0	10	.000	2013
South Mecklenburg	24	21	24	.467	2017	West Montgomery	8	2	8	.200	2017
South Point	16	3	16	.158	2017	West Rowan	13	5	13	.278	2015
South Rowan	2	0	2	.000	2017	West Stanly	2	0	2	.000	2017
South Stanly	1	0	1	.000	2014	West Stokes	15	27	14	.659	2017
South Stokes	14	4	14	.222	2017	West Wilkes	12	4	12	.250	2016
South View	16	1	16	.059	2013	Western Alamance	19	18	18	.500	2017
Southeast Guilford	18	8	18	.308	2017	Western Guilford	24	38	22	.633	2017
Southeast Raleigh	9	6	9	.400	2010	Western Harnett	5	2	5	.286	2010
Southern Alamance	10	5	10	.333	2016	Wheatmore	7	3	7	.300	2016
Southern Guilford	6	1	6	.143	2016	White Oak	24	68	18	.791	2017
Southern Lee	10	2	10	.167	2017	Whiteville	12	19	12	.613	2017
Southern Nash	5	0	5	.000	2016	Wilkes Central	22	30	22	.577	2017
Southern Vance	4	0	4	.000	2017	Williams, Walter	25	32	25	.561	2017
SouthWest Edgecombe	1	0	1	.000	2017	Woods Charter	3	8	3	.727	2017
Southwest Guilford	24	48	20	.706	2016						
Southwest Onslow	15	34	13	.723	2017						
Southwestern Randolph	11	5	11	.313	2017						
Spring Creek	5	6	5	.545	2017						
St. Pauls	1	0	1	.000	2013						
St. Stephens	20	21	20	.512	2017						
Statesville	11	2	11	.154	2013						
Starmount	6	6	6	.500	2017						
Sun Valley	16	9	16	.360	2017						
Surry Central	8	1	8	.111	2017						
Swain County	4	1	4	.200	2017						
Swansboro	23	69	19	.784	2017						
Sweet, Purnell	2	0	2	.000	2017						
Tarboro	5	1	5	.167	2014						
Thomasville	1	0	1	.000	2009						
Topsail	18	20	18	.526	2016						
Trask	6	5	6	.455	2017						

Official Sportsmanship Partner



AUTO • HOME • LIFE • HEALTH • BANK

“PROUD SUPPORTER OF THE NCHSAA!”