



2019 NFHS FOOTBALL RULES POWERPOINT

National Federation of State
High School Associations



Take Part. Get Set For Life.®

NCHSAA
State Rules Clinic

Mark Dreibelbis/Associate Commissioner

RULE 7-5-2E – PENALTY EXCEPTION

- **This is a North Carolina experimental rule for 2019.**
- It is legal for a player positioned directly behind the snapper to conserve time intentionally by throwing the ball forward to the ground immediately after receiving a ~~direct hand to hand~~ the snap that has not touched the ground.




RULE 7-5-2E – PENALTY EXCEPTION

- **RATIONALE:** Many teams utilize the spread offense and run all offensive plays from the shotgun formation. Making teams go under center for a direct, hand-to-hand snap is not keeping up with current trends of the game.
- **REFEREE – Report # of times utilized in a game to Mark Dreibelbis, Supervisor of Officials @ mark@nchsaa.org.**



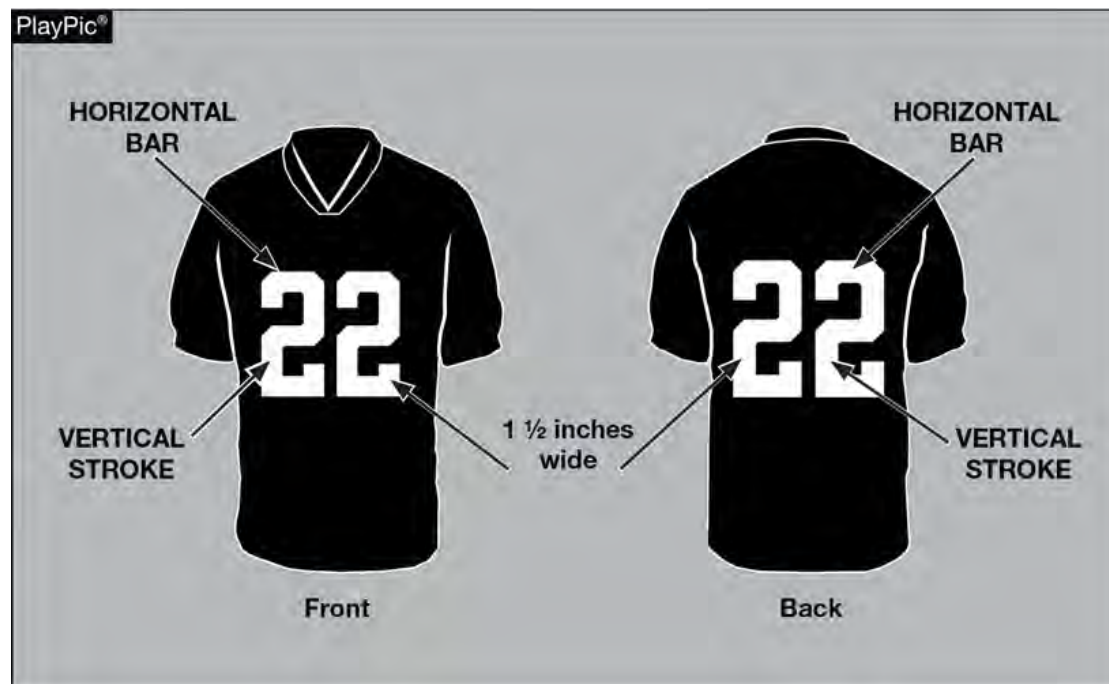
POSTSEASON INSTANT REPLAY RULES 1-3-7 NOTE (NEW), TABLE 1-7 — 1-3-7 NOTE (NEW)



By adoption, state associations may create instant replay procedures that permit game or replay officials to use a replay monitor during state postseason contests to determine if a decision by the on-field game officials is incorrect.



FOOTBALL JERSEY NUMBERS RULE 1-5-1c



The entire body of the number (the continuous horizontal bars and vertical strokes) exclusive of any border(s) shall be approximately 1½ – inches wide.

FOOTBALL JERSEY NUMBERS RULES 1-5-1c, 1-5-1c(6) (NEW)



The style of the numbers on all four of these jerseys are legal now and will be in 2024 as well.

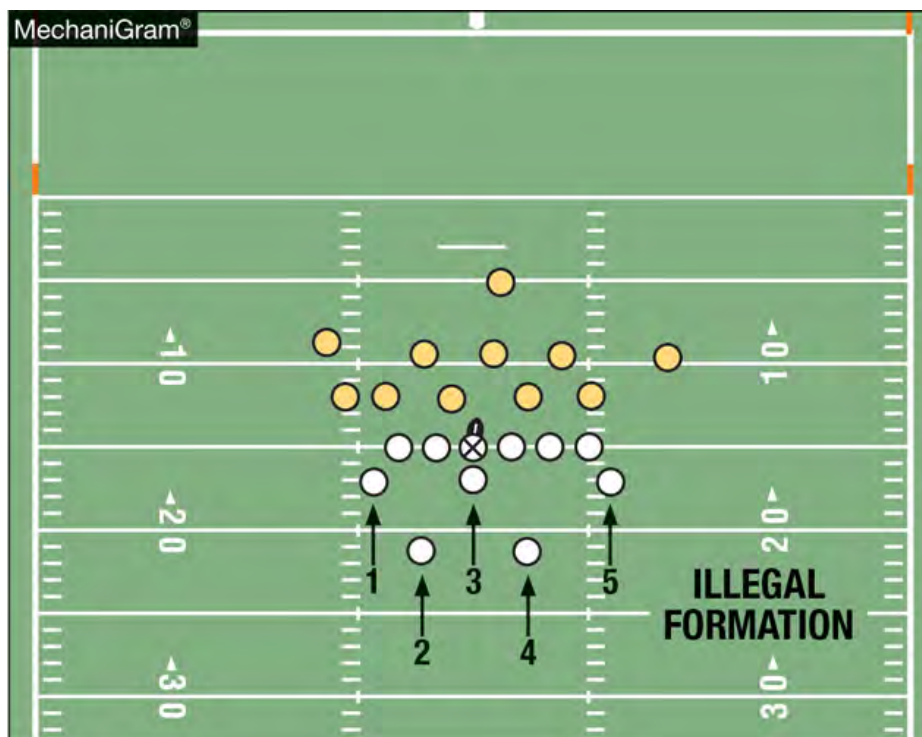


FOOTBALL JERSEY NUMBERS RULES 1-5-1c, 1-5-1c(6) (NEW)



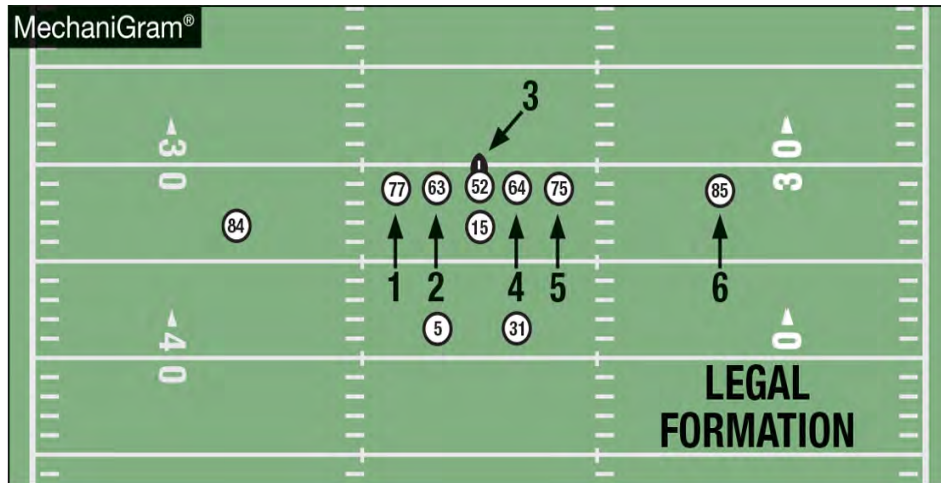
The style of the numbers on these jerseys are legal through the 2023 season. The following four types of number designs will be illegal in 2024.

FORMATION RULES 2-14-1, 7-2-5a



A scrimmage formation requires a minimum of five A players legally on their line and no more than four players behind their line at the snap. This formation would be a foul at the snap.

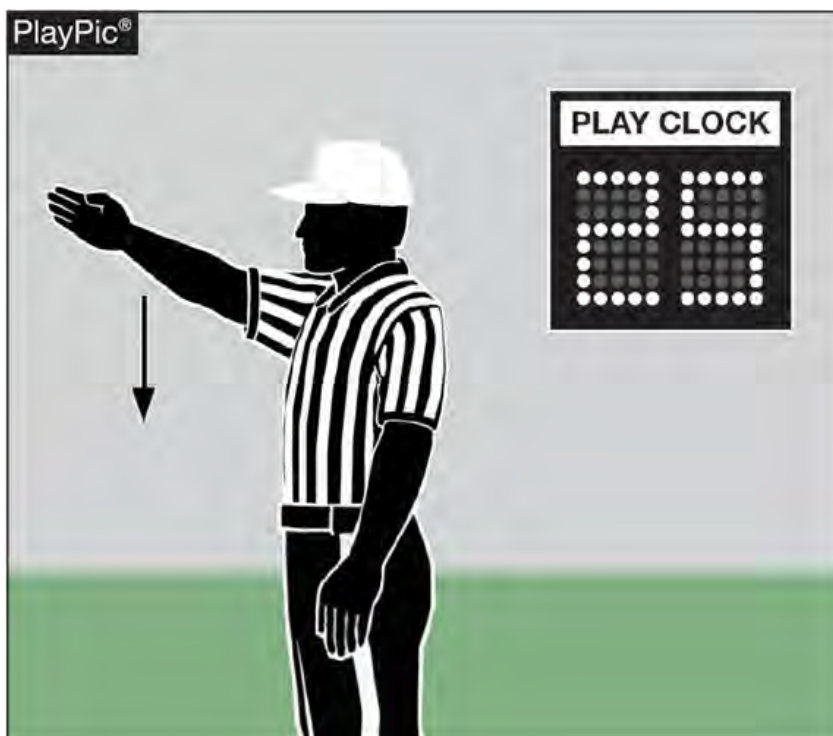
FORMATION RULES 2-14-1, 7-2-5a



Even though there are only 10 Team A players on the field, because there are at least five linemen properly numbered and no more than four backs, this formation is legal.

PLAY CLOCK

RULES 2-35, 3-6-1, 3-6-2a, 7-2-1



Referee gives ready-for-play signal and 25-second play clock begins before a try following a score; to start a period or overtime series; following administration of an inadvertent whistle; following a charged timeout and following an officials timeout.



PLAY CLOCK

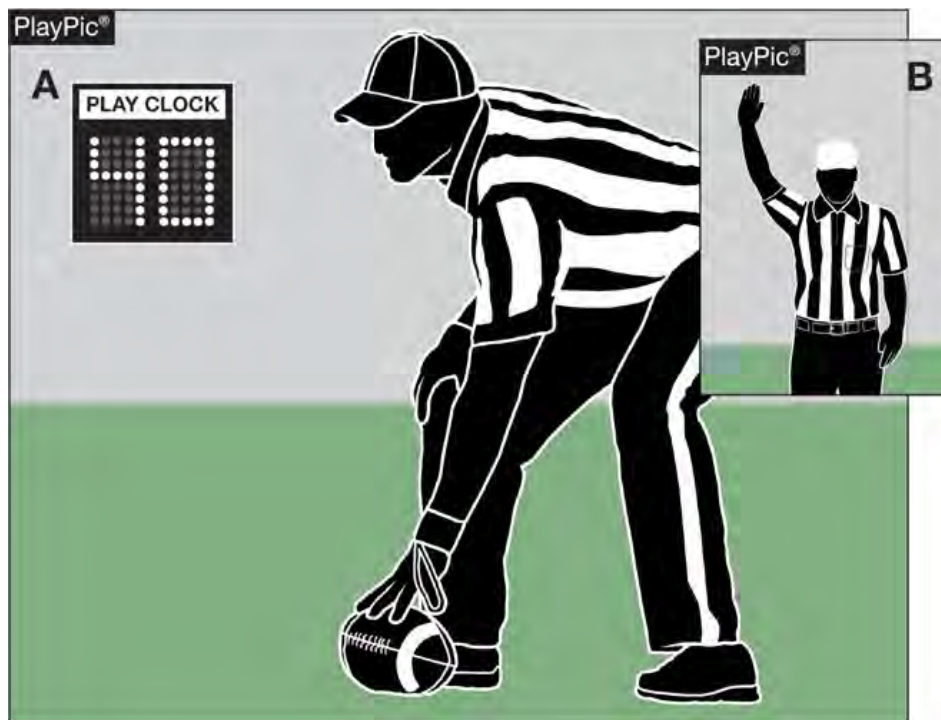
RULES 2-35, 3-6-1, 3-6-2a, 7-2-1

- **Administrative Stoppage (25-Second Play Clock)**
 - Following a touchback
 - Following a charged time out
 - Following penalty enforcement
 - Following an injury timeout
 - Start of a quarter
 - Following a change of possession
 - Following an official's timeout for measurement
 - Try for point
 - Free kick following a try, field goal, or safety



PLAY CLOCK

RULES 2-35, 3-6-1, 3-6-2a, 7-2-1



The play clock is set to 40 and is started immediately when a running play ends, team A gains a first down or after an incomplete pass.

PLAY CLOCK


RULES 2-35, 3-6-1, 3-6-2a, 7-2-1

- **40 Second Play Clock**
 - End of a running play – inbounds or out of bounds
 - End of a pass play – complete or incomplete



PLAY CLOCK

RULES 2-35, 3-6-1, 3-6-2a, 7-2-1



Runner goes out of bounds (PlayPic A). Play clock is set to 40 and is started immediately (PlayPic B). The ball is marked ready for play when the umpire sets the ball and walks away to his position (PlayPic C).

PLAY CLOCK

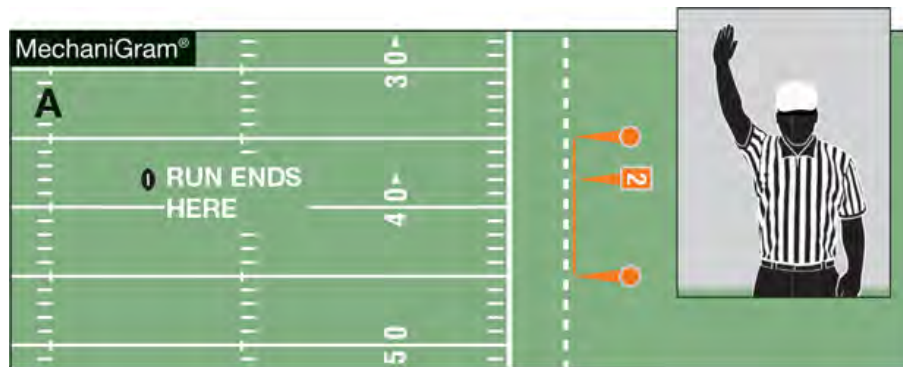
RULES 2-35, 3-6-1, 3-6-2a, 7-2-1



When the 40-second play clock is in force, the ball is considered ready for play when the ball is placed and the umpire has moved to his position.

PLAY CLOCK

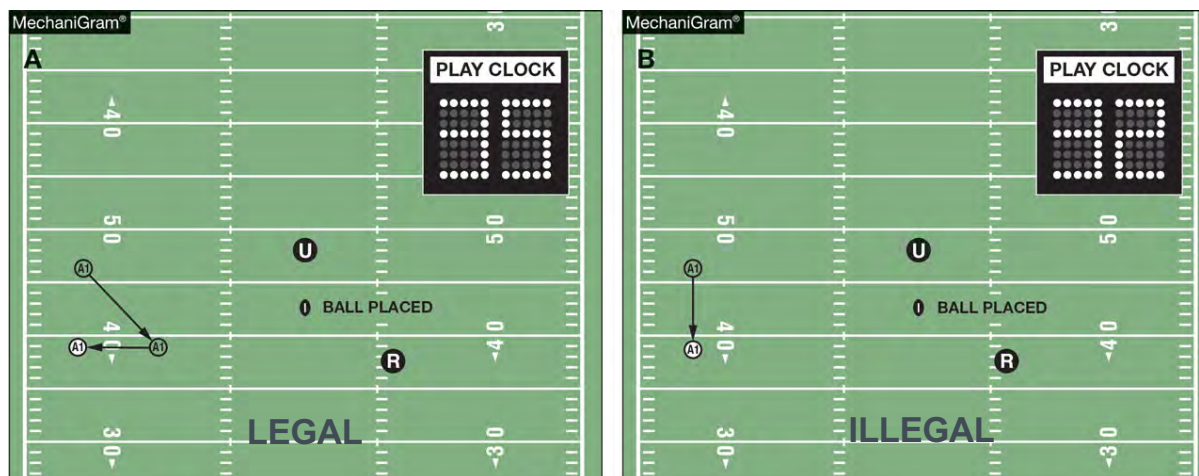
RULES 2-35, 3-6-1, 3-6-2a, 7-2-1



When the covering official declares the ball dead with an upraised arm, the play clock begins its countdown from 40 seconds.

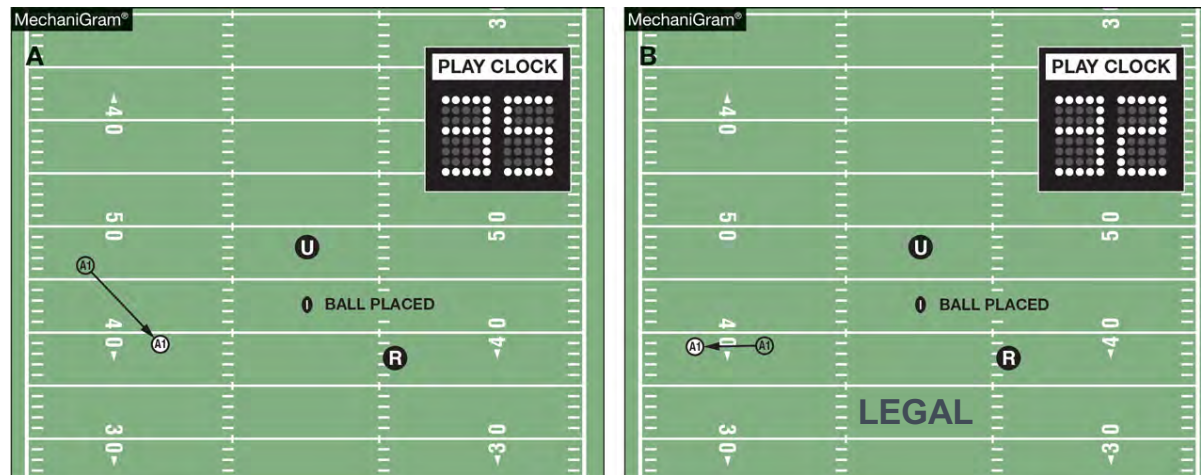


PLAY CLOCK RULE 7-2-1



In MechaniGram A, A1, who was downfield on the previous play, comes back inside the 9-yard marks prior to the umpire setting the ball with 35 seconds on the play clock and then immediately goes outside the marks after the ready-for-play. In MechaniGram B, A1 remains outside the 9-yard marks with 32 seconds on the play clock when the ball is placed by the umpire. The requirement remains in place that all players get inside the 9-yard marks after the ready-for-play and before the snap.

PLAY CLOCK RULE 7-2-1



In MechaniGram A, the ball is placed by the umpire with 35 seconds on the play clock and A1, who was downfield on the previous play, then comes back inside the 9-yard marks. In MechaniGram B, A1 then goes outside the 9-yard marks with 32 seconds on the play clock. That is legal. A1 has met the requirement to be inside the 9-yard marks after the ready-for-play and before the snap.

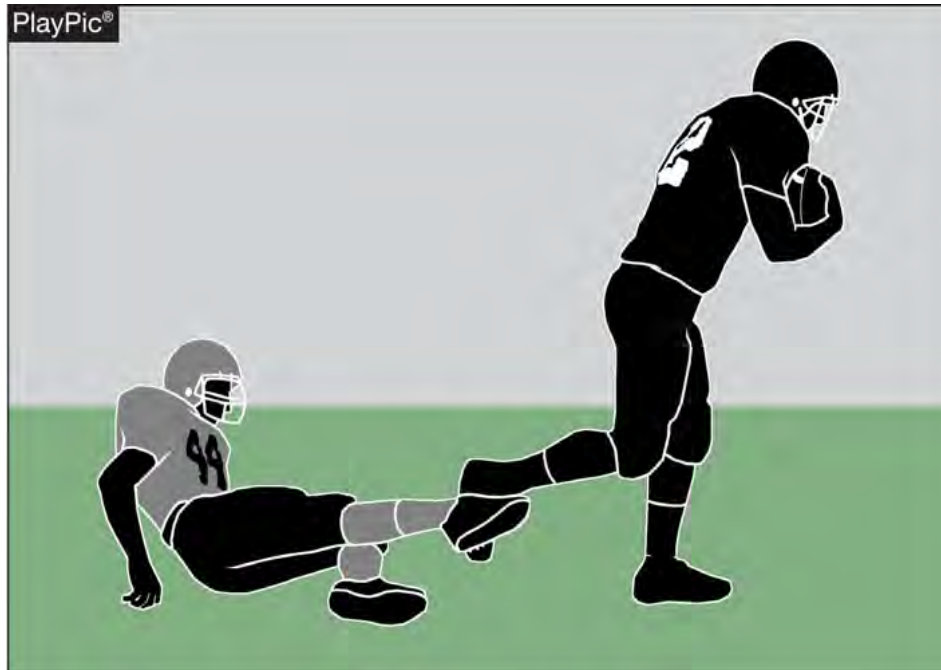
WWW.NCHSAA.ORG

- OFFICIALS
- EDUCATION
- FOOTBALL
- NCHSAA Clock Operator Instructions ** New **
- NCHSAA 40-Second Clock Rule ** New **
- If Clock Operator cannot comply, time will be kept on the field by the Back Judge.



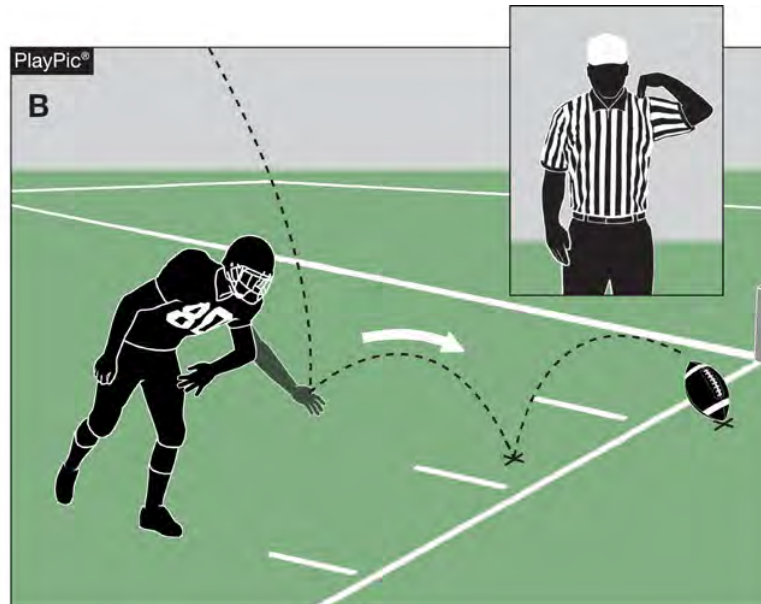
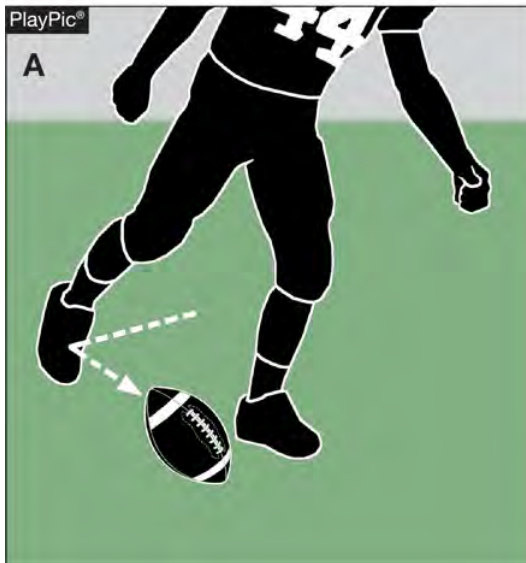
TRIPPING

RULES 2-45, 9-4-3o (NEW), 9-4-3o PENALTY (NEW)




The foul for tripping has been expanded to include the runner. It is now illegal to trip any opponent. Tripping is the intentional use of the lower leg or foot to obstruct an opponent below the knee. The penalty is 15 yards.

ILLEGAL KICKING AND BATTING RULES 6-2-1 PENALTY, 9-7 PENALTY



The penalties for illegally kicking the ball (PlayPic A) and illegally batting the ball (PlayPic B) have been reduced from 15 yards to 10 yards.

ILLEGAL HORSE-COLLAR TACKLE RULES 9-4-3k



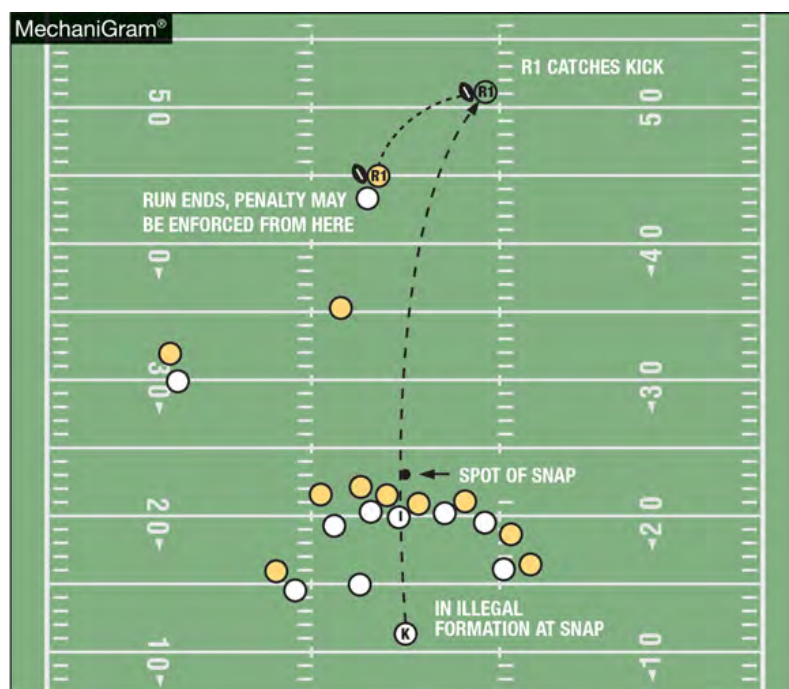
The name plate area (directly below the back collar) has been added to the criteria for an illegal horse-collar tackle. It is a foul to grab the inside back, name plate area or side collar of either the shoulder pads or the jersey of the runner and subsequently pull (backwards or sideward) that opponent to the ground, even if possession is lost. The horse-collar is enforced as a live-ball foul.



2019 NFHS FOOTBALL EDITORIAL CHANGES



PENALTY ENFORCEMENT RULES 5-2-2, 5-2-4, 10-4-2c EXCEPTION, 10-5-1j



Team R may choose penalty enforcement from the succeeding spot for a foul other than kick-catching interference that occurs from the start of a kick down until the kick ends.

2019 NFHS FOOTBALL EDITORIAL CHANGES

1-1-9	Added reference to Rule 1-3-7 NOTE.
1-3-6, 3-1-2, 3-3-1, 3-4, 3-4-1, 3-4-2, 3-4-3, 3-4-4, 3-4-5, 3-5-9,	Added “game” before “clock.”
1-5-5, 9-6-4b	Added “intermission” after “halftime.”
1-6-1 NOTE, 2-24-3, 2-26-5, 3-5-2 NOTE b, 3-5-3, 3-5-6, 4-3-6, 5-3-1,	Deleted “signal” after “ready-for-play.”
Table 1-7	Further clarified some of the state association adoptions.
2-6-2b	Changed “hash” to “9-yard” marks.
2-8, 2-25-1, 2-28-1, 2-43, 3-5-7j, 3-6-2d, 4-1-6, 5-3-2 NOTE, 7-1-5, 7-1-7, 8-3-2,	Deleted “marked” before “ready-for-play.”



2019 NFHS FOOTBALL EDITORIAL CHANGES

Table 3-1, 3-5-10,	Further clarified periods, intermission and the game clock.
3-4-6	Added “game or play” before “clock.”
3-4-8	Clarified timing by adding “by the game or play clock.”
5-2-2, 5-2-4	Further clarified “succeeding spot enforcement.”
6-5-4	Added “next” before “down.”
6-5 PENALTY	Added “S7” to “delay of game.”
7-2-6	Further clarified a huddle and shift.
7-2 PENALTY	Clarified the rules references for the penalties on illegal numbering and illegal formation.
TABLE 7-5-2, TABLE 7-5	Added “incomplete” to better describe a thrown pass.
8-5-2 EXCEPTION	Further clarified that once the ball leaves the end zone, the original momentum is canceled.



2019 NFHS FOOTBALL EDITORIAL CHANGES

9-2-3a	Changed rules reference from “2-3-4” to “2-3-5.”
9-3 PENALTY	Deleted the penalty for “tripping” from 9-3.
9-4 PENALTY	Added the penalty “illegal tripping” to 9-4.
9-9-5 NOTE	Changed the rules references from “9-10-3 and 9-10-4” to “9-9-3 and 9-9-4.”
10-4-2c EXCEPTION	Added “prior to the end of the kick” to further clarify.
10-5-1c	Changed the rules reference from “9-10” to “9-9.”
10-5-1j	Added “prior to the end of the kick” to further clarify.
Resolving Tied Games	In 3-1, added “three-minute” before ‘Intermission.’
Nine-, Eight-, Six-Player Rules Differences	Clarified that at least “three” A players shall be on the line at the snap in both Nine-Player and Eight-Player Rules.
Penalty Summary	Updated rules references and penalty signal numbers. Also, added “Illegal kicking or batting the ball” to the “Loss of 10 Yards” summary.





2019 NFHS FOOTBALL POINTS OF EMPHASIS

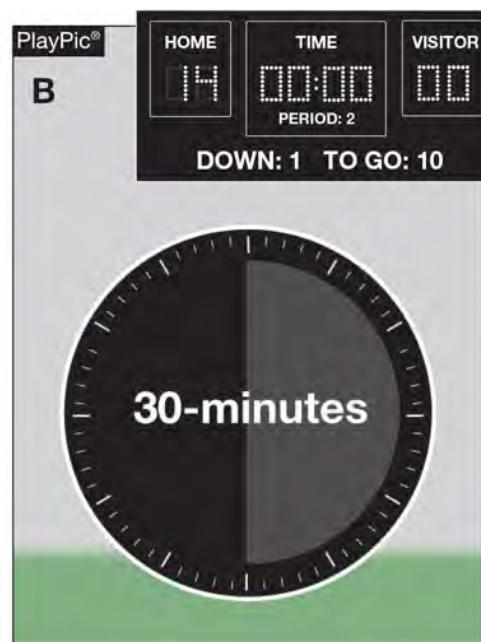
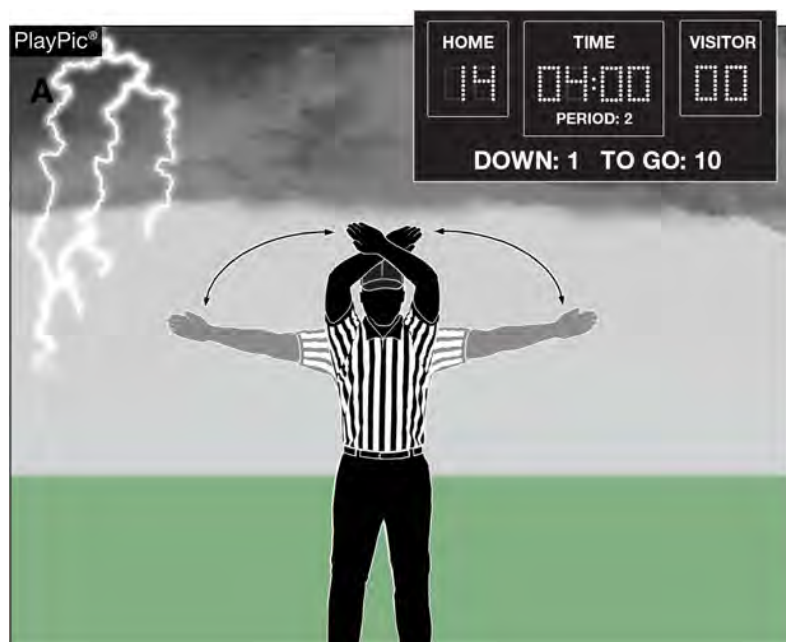


2019 NFHS FOOTBALL POINTS OF EMPHASIS

1. Proper Procedures for Weather Delays
2. Free-Blocking Zone and Legal Blocking

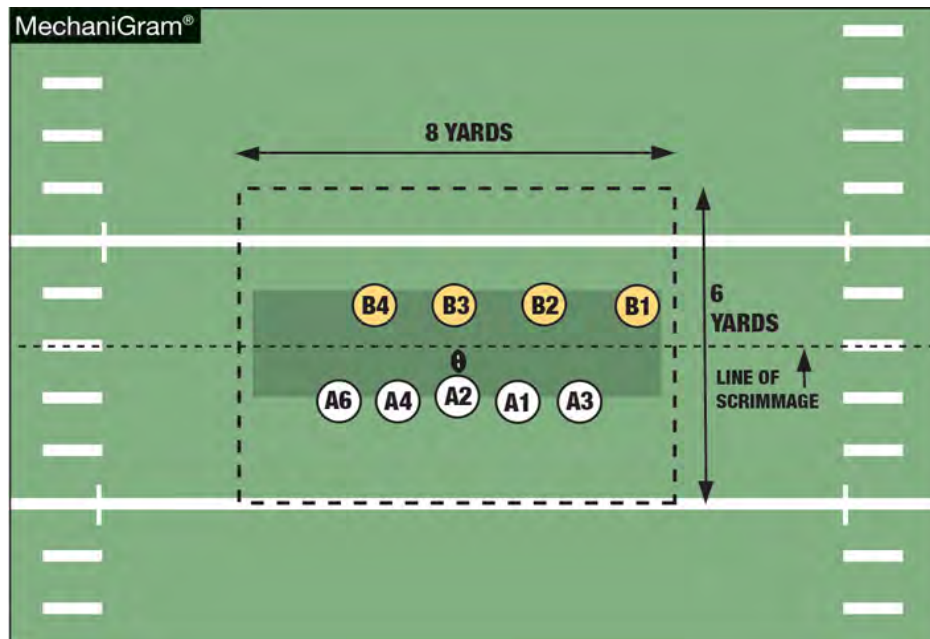


PROPER PROCEDURES FOR WEATHER DELAYS



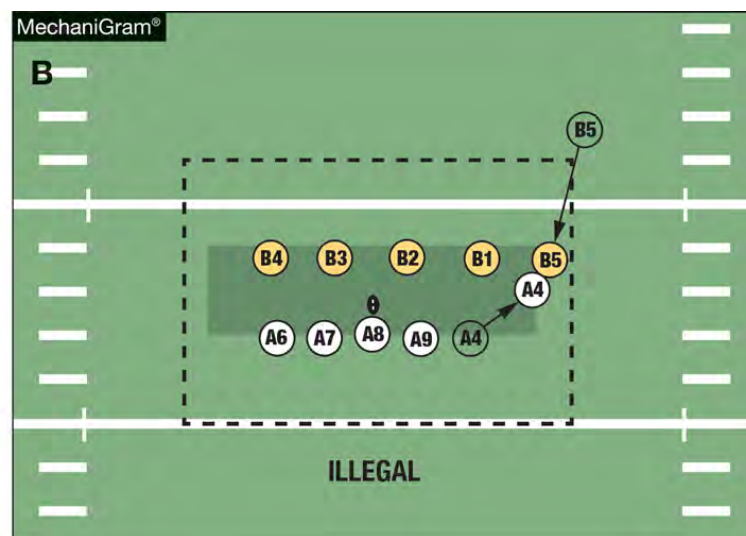
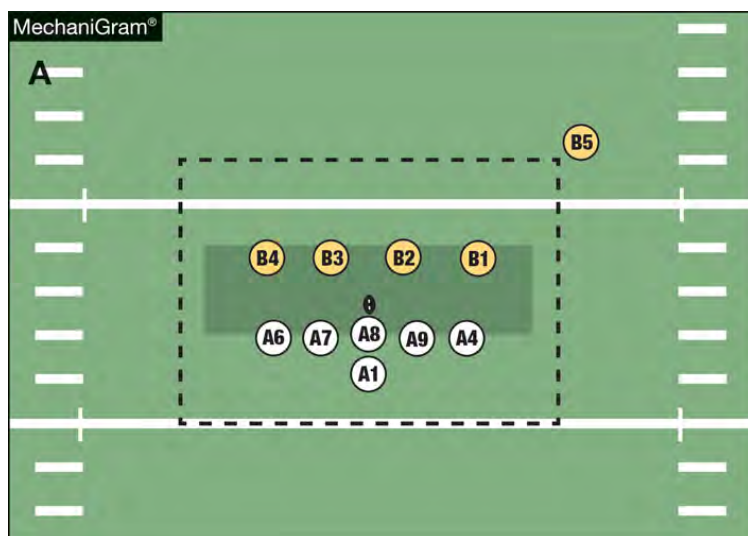
In PlayPic A, game is suspended with 4:00 left in 2nd period due to lightning. In PlayPic B, after 30-minute delay, game resumes and reaches halftime intermission. Halftime Intermission is still required to be at least 10 minutes in length.

FREE-BLOCKING ZONE AND LEGAL BLOCKING



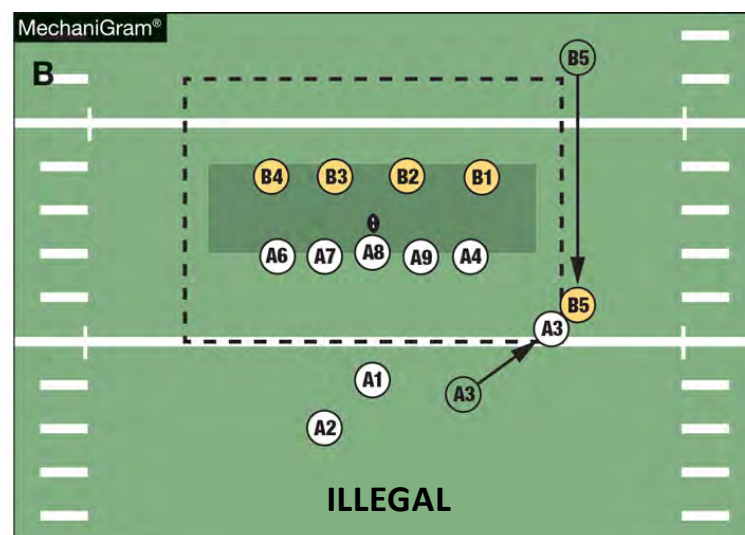
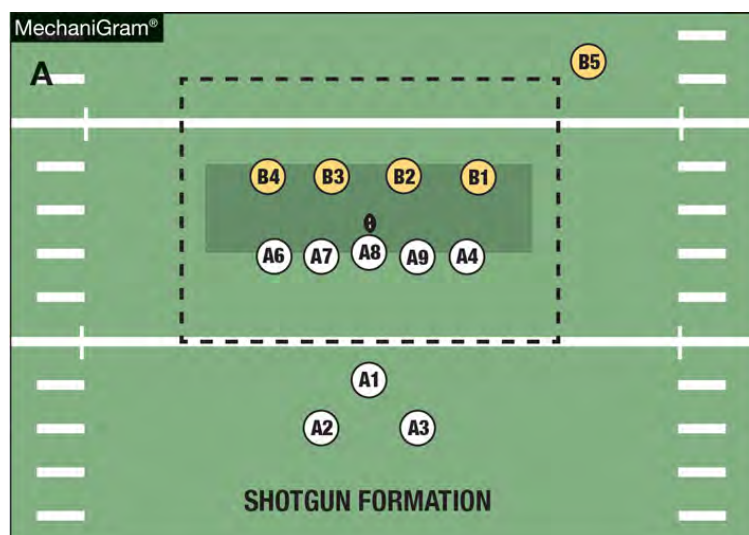
The free-blocking zone is a rectangular area extending laterally 4 yards either side of the spot of the snap and 3 yards behind each line of scrimmage. A player is in the free-blocking zone when any part of his body is in the zone at the snap.

FREE-BLOCKING ZONE AND LEGAL BLOCKING



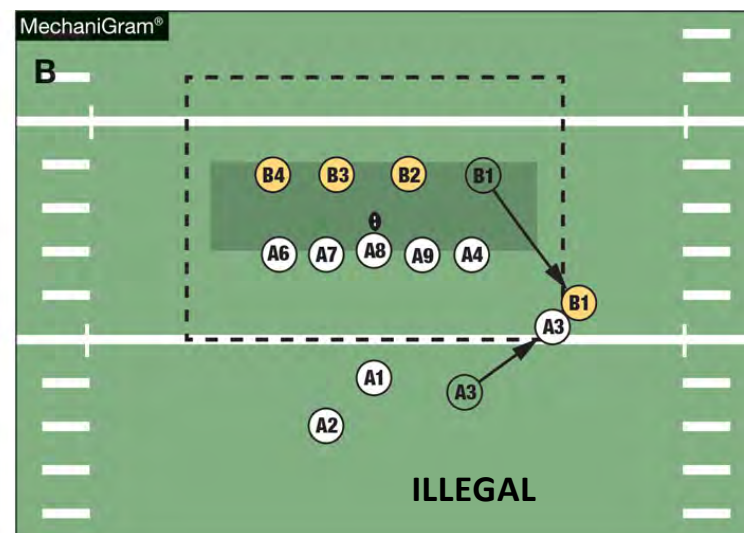
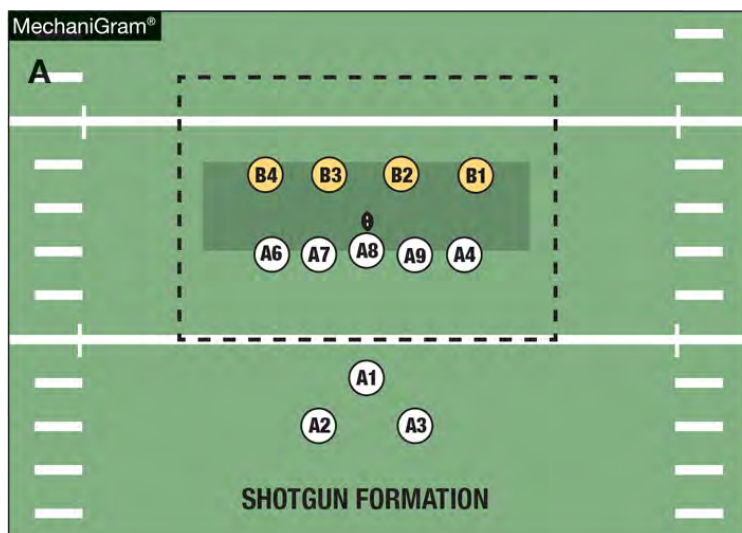
In MechaniGram A, lineman A4 was inside the free-blocking zone at the snap. In MechaniGram B, Blitzing linebacker B5 was not in the free-blocking zone at the snap and was not a lineman. When A4 blocks B5 below the waist, that is a foul.

FREE-BLOCKING ZONE AND LEGAL BLOCKING



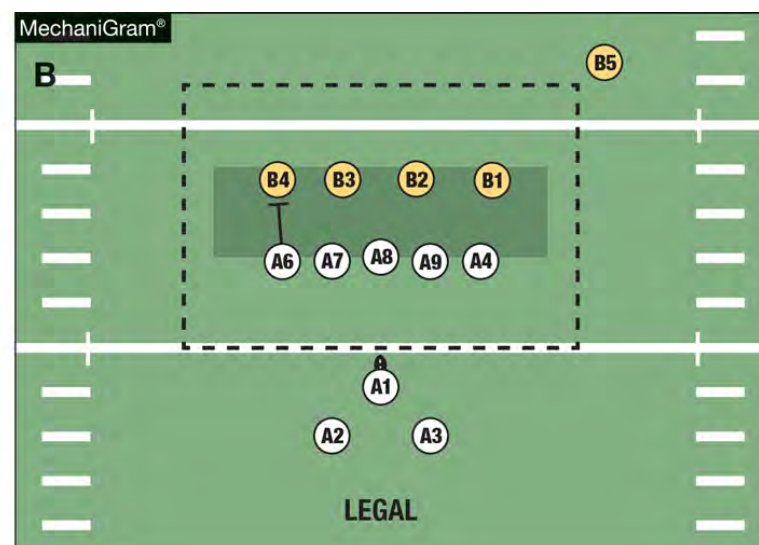
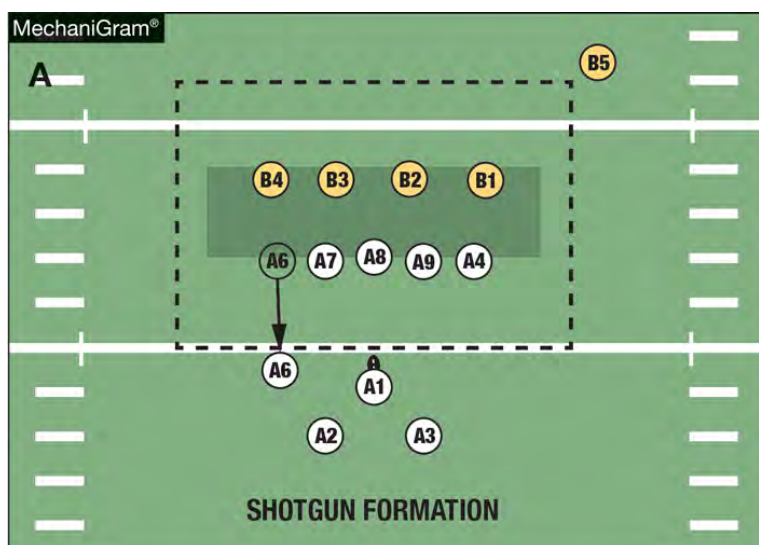
In MechaniGram A, Team A is in shotgun formation. In MechaniGram B, back A3, who was outside the free-blocking zone, is outside the free-blocking zone when he blocks B5, who is also outside the zone, below the waist. That is a foul.

FREE-BLOCKING ZONE AND LEGAL BLOCKING



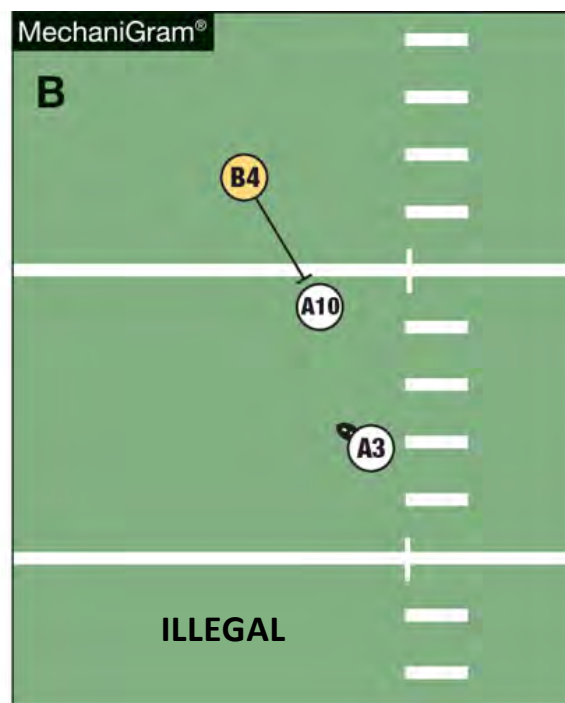
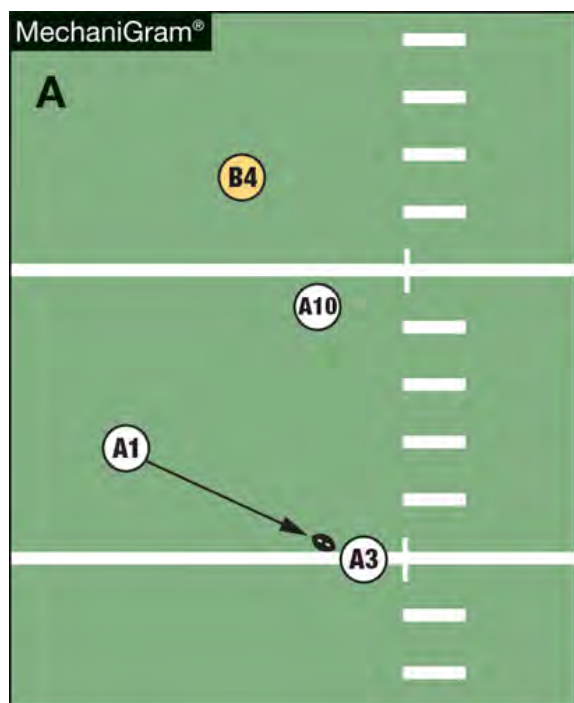
In MechaniGram A, Team A is in shotgun formation. In Mechanigram B, back A3, who was outside the free-blocking zone, is outside the free-blocking zone when he blocks B1 below the waist. That is a foul.

FREE-BLOCKING ZONE AND LEGAL BLOCKING



In Mechanigram A, because A6 did not immediately begin his block on the snap, he may not block below the waist. In Mechanigram B, the initial thrust is simultaneous with the snap. That is a legal block.

FREE-BLOCKING ZONE AND LEGAL BLOCKING



In MechaniGram A, A3 takes a backward pass on a toss sweep with A10 the lead blocker. In MechaniGram B, defender B4 blocks A10 below the waist to free up other defenders. That is a foul.


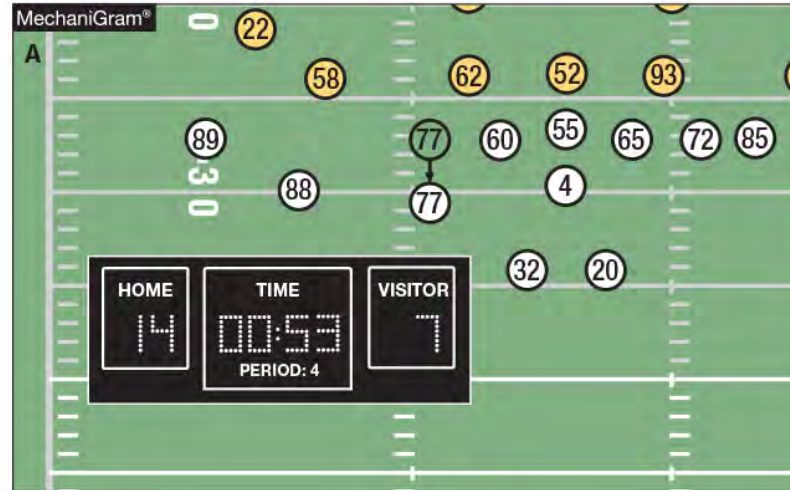


2019 NFHS FOOTBALL RULES REMINDERS



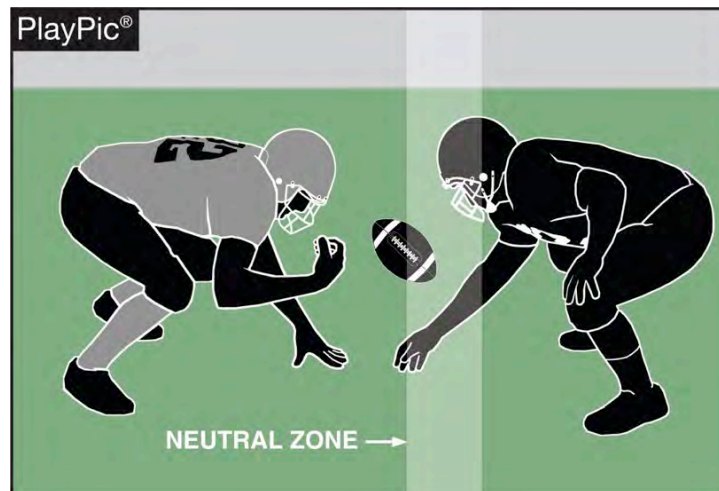
GAME CLOCK OPTION RULE 3-4-7

- With less than 2 minutes left in the half and the game clock running, A false starts (MechaniGram A). The offended team may choose to start the game clock on the snap (PlayPic B).



ENCROACHMENT RULE 7-1-6

- After the ready-for-play signal and after the snapper is in contact with the ball, it is encroachment if a defensive player contacts the ball or the snapper's arms or hands until the snap is completed (Rule 2-40).



PASS INTERFERENCE RULE 7-5-10

- Face guarding (without contact) in and of itself is no longer considered an act of forward pass interference.





2018-2019 NFHS FOOTBALL GAME OFFICIALS MANUAL



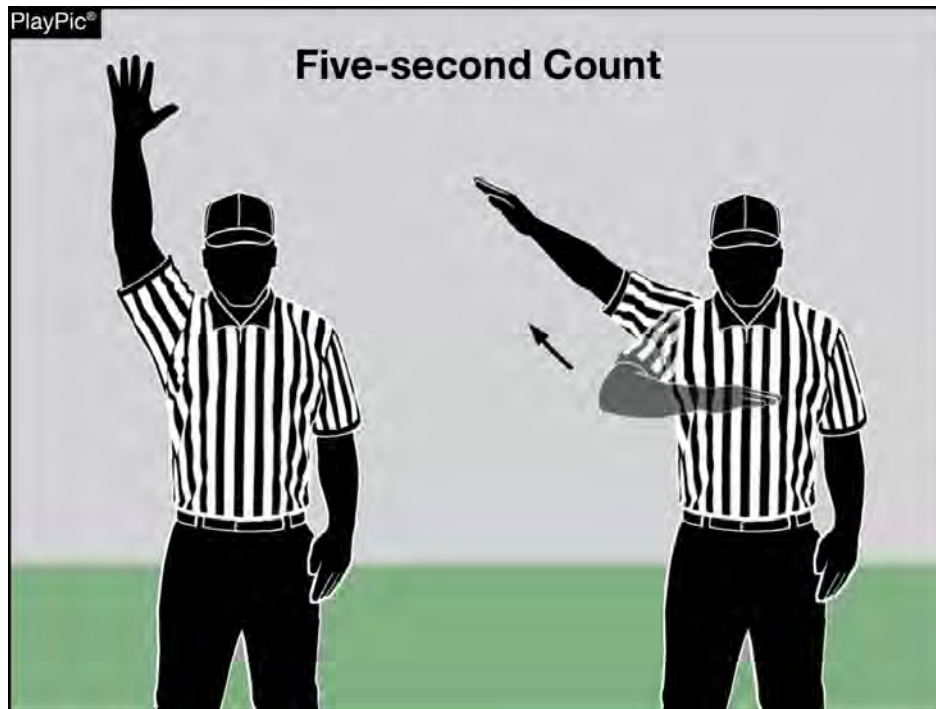


2019 NFHS FOOTBALL GAME OFFICIALS MANUAL REMINDERS

- 2019 is a non-print year for the NFHS Football Game Officials Manual.
- Added in 2018, that some white accents are now allowed on the black football shoe that game officials wear as a part of the game official uniform.
- 2019 Game Officials Manual Points of Emphasis (See pages 86-87 of the 2018-2019 NFHS Football Game Officials Manual):
 1. Equipment Issues to be Addressed
 2. Consistent Pace of Play Throughout the Game
 3. Timing Rules and Procedures
- The Game Officials Manual Committee updated for 2019 the following two items:
 1. NFHS General Instructions for Football Game and Play Clock Operators
 2. NFHS General Instructions for Football Line-To-Gain Crews



UPDATE ON RECOMMENDED CREW COMMUNICATION SIGNALS FOR 2019



Visible count by R (Four-Game Officials Crew) and BJ (Five-Game Officials Crew) of the last five seconds when the on-field 40/25-second play clocks are not utilized.





2019 NFHS FOOTBALL INFORMATION



NFHS RULES BOOK AS E-BOOKS



National Federation of State High School Associations

GET NFHS RULES ON YOUR MOBILE DEVICE

Have you been without your printed rules book and needed to find an obscure rule quickly, make a note or highlight a rule?

E-books Features:

- Searchable
- Highlight Areas of Interest
- Make Notes
- Easy Navigation
- Adjustable Viewing Size
- Immediate Availability

www.nfhs.org/ebooks

NFHS Rules and Case e-books for \$6.99 each

Download from iTunes or Amazon

- E-books features:
 - Searchable
 - Highlight areas of interest
 - Make notes
 - Easy navigation
 - Adjustable viewing size
 - Immediate availability





NFHS LEARNING CENTER



NFHS LEARNING CENTER

WWW.NFHSLEARN.COM

- Professional Development For ALL

- Coaches
- Officials
- Administrators
- Parents
- Students
- Performing Arts



WWW.NFHSLEARN.COM

- FREE courses include:
 - Bullying, Hazing and Inappropriate Behaviors
 - Student Mental Health and Suicide Prevention
 - Understanding Copyright and Compliance
 - Protecting Students from Abuse
 - Hazing Prevention for Students
 - Coaching Unified Sports
 - ACL Injury Prevention
 - Sportsmanship
 - And many more



Concussion in Sports



Course Objectives

- Understand what concussions are and their impact on players
- Recognize the complications associated with concussions
- Recognize the signs and symptoms of concussion
- Know when additional medical attention is needed
- Understand what your responsibilities are in concussion management
- Understand the proper concussion management protocols
- List the steps a player should use to return to active play safely after a concussion

Units

- Concussion Overview
- The Problem
- Your Responsibilities

4.3 Million
Courses Delivered

Available at nfhslearn.com!

Concussion for Students



Course Objectives

- Understand what concussions are and their impact on players
- Recognize the signs and symptoms of concussions
- Understand how a student should help a teammate who is experiencing a concussion
- Understand what students can do to prevent concussions

Units

- Identification
- Symptoms
- Signs
- What to Do
- Prevention

Available at nfhslearn.com!

THANK YOU

National Federation of State High School Associations

PO Box 690 | Indianapolis, IN 46206

Phone: 317-972-6900 | Fax: 317.822.5700

www.nfhs.org | www.nfhslearn.com



2019-20 NCHSAA Football Rules Clinic

Tra Waters
Assistant Commissioner

National Federation of State
High School Associations



Sport Specific Board Changes, NCHSAA Points of Emphasis

- Playoff Format Proposals
- Realignment/Rankings

2019-20



Required Coaches Education

- ▶ NFHS Fundamentals of Coaching
 - ▶ All coaches (paid and volunteer)
 - ▶ Prior to first play date
 - ▶ One-time requirement
- ▶ NFHS Concussion in Sports
 - ▶ All coaches (paid and volunteer)
 - ▶ Prior to first practice
 - ▶ Annual requirement
- ▶ CPR/AED Certified
 - ▶ All head and paid coaches
 - ▶ Must maintain certification
- ▶ NFHS Sudden Cardiac Arrest
 - ▶ All non-paid coaches
 - ▶ Prior to first practice
 - ▶ Annual requirement
- ▶ NCHSAA Rules Clinic
 - ▶ Head Varsity Coach
 - ▶ Prior to first play date
 - ▶ Annual Requirement



Calendar

Start:	Thursday, August 1
1st Scrimmage:	Saturday, August 10
1st Contest:	Friday, August 23 rd (may play Wed/Thurs. if requested)
MaxPreps Entry Deadline:	Friday, November 8 <i>11:59 p.m.</i>
Seeding:	Saturday, November 9
Playoff Dates:	
1st Round	Friday, November 15
2nd Round	Friday, November 22
3rd Round	Friday, November 29
Regionals:	Friday, December 6
Press Conference:	Monday, December 9
State Championships:	Saturday, December 14 (UNC, Duke, WFU, NCSU)



Conditioning Calendar

2019 NCHSAA Football Conditioning Calendar

August, 2019

Pre-Season Conditioning Calendar

Sunday	Monday	Tuesday	Wednesday	Thursday	Friday	Saturday
				August 1 1st Day of Practice • Option A or • Option B	August 2 2nd Day of Practice • Option A or • Option B	August 3 3rd Day of Practice • Option A or • Option B
August 4 No Practice Allowed	August 5 4th Day of Practice • Option A or • Option B	August 6 5th Day of Practice • Option A or • Option B	August 7 6th Day of Practice (1st Day of Contact) • Option A or • Option B or • Option C	August 8 7th Day of Practice • Option A or • Option B or • Option C	August 9 8th Day of Practice • Option A or • Option B or • Option C	August 10 9th Day of Practice (1st Scrimmage Date) • Option A or • Option B or • Option C
August 11 No Practice Allowed	August 12 10th Day of Practice • Option A or • Option B or • Option C	August 13 11th Day of Practice • Option A or • Option B or • Option C	August 14 12th Day of Practice • Option A or • Option B or • Option C	August 15 13th Day of Practice • Option A or • Option B	August 16 14th Day of Practice • Option A or • Option B	August 17 15th Day of Practice • Option A or • Option B
August 18 No Practice Allowed	August 19 In-Season Practice • Option A Only	August 20 In-Season Practice • Option A Only	August 21 In-Season Practice • Option A Only	August 22 In-Season Practice • Option A Only	August 23 1st Playing Date	August 24 In-Season Practice • Option A Only
August 25 No Practice Allowed	August 26 In-Season Practice • Option A Only	August 27 In-Season Practice • Option A Only	August 28 In-Season Practice • Option A Only	August 29 In-Season Practice • Option A Only	August 30 2nd Playing Date	August 31 In-Season Practice Option A Only

*Option A - One, 3 hour practice (which includes "flex time")

*Option B - One, 3 hour practice, followed by a **MANDATORY** 3 hour cool down period, followed by a 1 hour walk-through, or vice-versa (cannot wear protective equipment during walk-through).

*Option C (Double Practice) - One 3 hour or 2 hour practice, followed by a **MANDATORY** 3 hour cool down period, followed by a 2 hour or 3 hour practice (Maximum of 5 hours of practice time per 24 hour period). There can never be back-to-back days with an option C practice. You must follow an option C practice with an option A/B practice or an off-day. ***The 2 hour practice must be NON-CONTACT ONLY***

*Day 1&2 - Headgear, T-Shirts, Non-Padded Shorts, Football Shoes

*Day 3-5 - May add shoulder pads

*Day 6 - Full football gear



Body-to-Body Contact

- ▶ Contact is only allowable by rule during the football season after the athlete has completed at least 5 separate days of practice.
- ▶ Has been defined by the NCHSAA office as any physical contact between players (with or without shoulder pads/helmets).
 - ▶ Live Action
 - ▶ Drill is run in game-like conditions and is the only time that players can be taken to the ground.
 - ▶ Thud
 - ▶ Drill is run at competitive speed through the moment of contact; no predetermined “winner” by the coach. Contact remains above the waist; players stay on their feet and a quick whistle ends the drill.
 - ▶ Control
 - ▶ Drill is run at assigned speed until the moment of contact; one player is predetermined the “winner” by the coach. Contact remains above the waist and players stay on their feet.

Control drills are not considered by the NCHSAA to be body-to-body contact and are allowed during off-season skill development. Coaches are required to regulate the level and intensity of control drills to prevent an escalation of the drill into “Thudding”.

- ▶ **NOTE: This interpretation is in line with the USA Football contact drill explanation as shared with the NFHS.**



Football Related Board Changes

► Eight-Quarter Rule

- 11th Grade students may now be used by 1A and 2A schools in addition to 9th and 10th students
- 3A and 4A schools will continue with 9th and 10th grade students only

► New Eight-Quarter Clarification for all Classes

- If at anytime a player that has been previously eight-quartered suffers a season-ending injury, catastrophic event, or transfers/moves to a different school, the school can submit a request to the NCHSAA for a replacement player be substituted in on their eight-quarter sheet
- Reminder:
 - 1A and 2A schools may eight-quarter 10 students during the season
 - 3A and 4A schools may eight-quarter 5 students during the season



Football Skill Development and Summer Clarifications

- ▶ A licensed athletic trainer or first responder must be physically present if any protective equipment (helmets and/or shoulder pads) is worn by student-athletes participating in football skill development during the school year
- ▶ No body-to-body contact is allowed at anytime outside of the established football season during the school year and summer
 - ▶ Live Action
 - ▶ Thud
- ▶ A licensed athletic trainer or first responder must physically attend all summer football 7-on-7 events and must be physically present at all times in any competition area in which contests are being held
 - ▶ If a single field is divided for the purposes of holding multiple contests/scrimmages simultaneously, each of the divided sections must have a licensed athletic trainer or first responder responsible for that section of contest area.



Football Skill Development and Summer Clarifications

- ▶ Coaches coaching an outside team either during the sports season or outside the sports season, but during the school year must still abide by the number regulations for students from your school on the team
 - ▶ Football is now 10, reduced from 21 in previous years
 - ▶ Applies to 7-on-7 competition during the school year
 - ▶ Schools are not allowed to sponsor or organize teams, leagues, use school issued equipment, transportation, etc. during the off-season in the school year
 - ▶ This regulation does not apply during the summer, outside of the dead periods



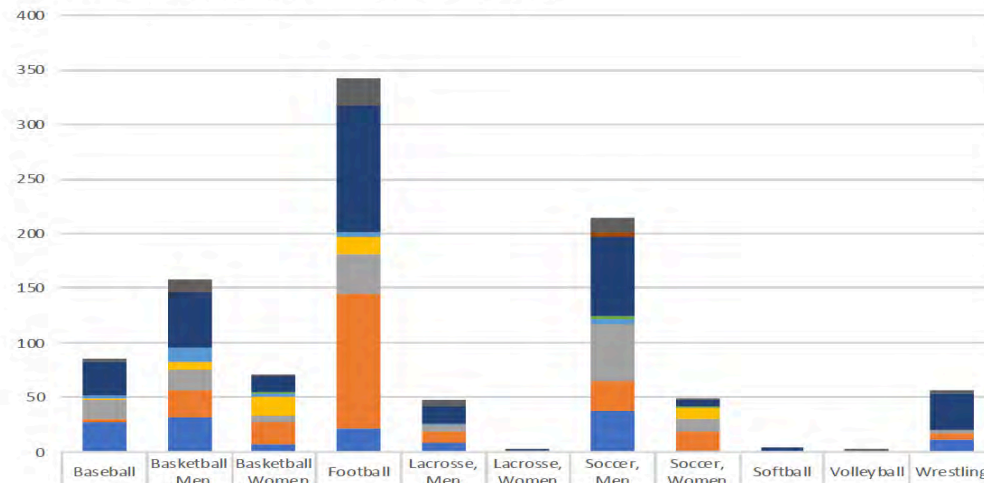
USA Football National Team Program

- ▶ NCHSAA student-athletes have always been allowed to participate in the *U.S. National Team Regionals and Training Camp* that have been created by USA Football. However, up until this time, the NCHSAA has always interpreted that any further participation in competition events such as the *International Bowl* to be an all-star contest.
- ▶ The current NCHSAA Handbook defines an all-star contest:
 - ▶ No student shall be permitted to participate in and all-star or bowl game unless he or she has completed high school eligibility in that sport.
 - ▶ A game where admission is charged, either directly or indirectly, and one or both teams is composed of players selected from two or more regularly constituted teams.
- ▶ ***It is to be noted that the NCHSAA currently allows any athlete to participate in events conducted or sponsored by a National Governing Body (Olympics, World Championships, U.S. Nationals, etc.). USA Football has been designated as the NGB of football and a member of the United States Olympic Committee (USOC); therefore, effective immediately, student-athletes are now permitted to participate in games or events conducted and sponsored by USA Football (Freshmen, Sophomores, Juniors, Seniors).***

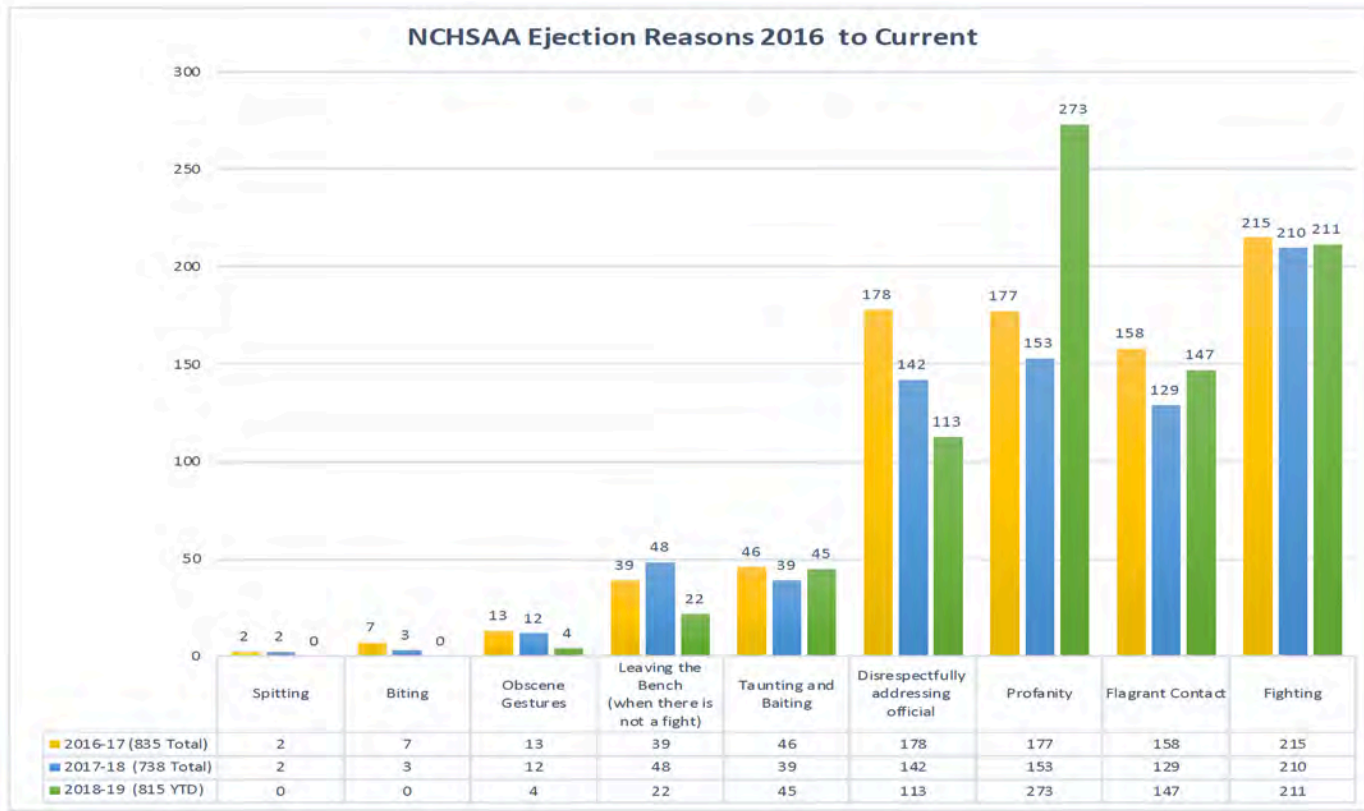


Sportsmanship/Ejections

2018-19 Ejection Report - Reason and Sport



Sportsmanship/Ejections



Playoffs/Seeding - Bracket Sizes

- (a) Baseball, Soccer, and Softball
 - (1) 1A & 4A: 48-team brackets
 - (2) 2A & 3A: 64-team brackets
- (b) Basketball and Volleyball
 - (1) 4A: 48-team brackets
 - (2) 1A, 2A & 3A: 64-team brackets
- (c) Football
 - (1) 1A & 4A: 48-team brackets
 - (i) Subdivided into 1A, 1AA, 4A, 4AA (24-team brackets)
 - (2) 2A & 3A: 64-team brackets
 - (ii) Subdivided into 2A, 2AA, 3A, 3AA (32-team brackets)
- (d) Tennis, Wrestling
 - (1) 1A: 24-team bracket
 - (2) 2A, 3A, & 4A: 32-team brackets
- (e) Lacrosse
 - (1) Men's 1A/2A/3A and 4A: 32-team bracket
 - (2) Women's: 40-team bracket



Playoffs/Seeding - Berths and Qualifications

- (a) Lacrosse, Tennis and Wrestling will use pre-determined brackets which will be posted on the NCHSAA Website when they become available.
- (b) Conference automatic qualifiers are determined by the number of teams from a given classification in each conference as follows:
 - (1) 1 – 4 teams = 1 automatic qualifier
 - (2) 5 – 8 teams = 2 automatic qualifiers
 - (3) 9 or more teams = 3 automatic qualifiers
- (c) Conference tournament champions automatically qualify
 - (1) If the regular season champion also wins the tournament, no additional berth will be awarded.
 - (2) If a team other than the regular season champion wins the tournament, it will automatically qualify for the playoffs. The team will be seeded as an at-large berth in the playoffs unless already automatically qualified based upon their regular season conference finish.
- (d) Split conference application
 - (1) The highest finishing team from a given classification will automatically qualify, regardless of overall conference finish.
 - (2) Two teams that finish 1st and 2nd overall in the conference from the same classification will automatically qualify regardless of rule 4.1.18(a)(1-3).
NOTE: Ties for 1st place in the overall conference or for highest finisher in a classification must be broken using the established tie-breaking procedure [rule 4.1.13].
- (e) If too many teams qualify using the above criteria, adjustments to the established bracket size will be made to accommodate the automatic qualifiers.
- (f) If not enough teams qualify using the above criteria, the bracket will be filled by non-automatic qualifiers in that classification.
 - (1) Teams in their classification will be selected to fill the remaining slots in the bracket based upon conference finish then the highest Adjusted MaxPreps ranking.
NOTE: Under no circumstances may a team "leap-frog" a higher finishing team in its own conference. For this procedure split conferences will have their classifications treated as separate entities.



<u>Conference A</u>	<u>AMPR</u>		<u>Conference B</u>	<u>AMPR</u>		<u>Conference C</u>	<u>AMPR</u>
Team 1	1		Team 1	2		Team 1	3
Team 2	5		Team 2	4		Team 2	6
Team 3	12		Team 3	11		Team 3	9
Team 4	8		Team 4	7		Team 4	10
Team 5	14		Team 5	11		Team 5	13
Team 6	15		Team 6	17		Team 6	19
Team 7	16		Team 7	20			
Team 8	18						
Team 9	21						
Team 10	22						

Green highlights = Automatic Qualifiers

The top non-automatic qualifiers from each conference are compared:

Team 4

Team 3

Team 3



<u>Conference A</u>	<u>AMPR</u>		<u>Conference B</u>	<u>AMPR</u>		<u>Conference C</u>	<u>AMPR</u>
Team 1	1		Team 1	2		Team 1	3
Team 2	5		Team 2	4		Team 2	6
Team 3	12		Team 3	11		Team 3	9
Team 4	8		Team 4	7		Team 4	10
Team 5	14		Team 5	11		Team 5	13
Team 6	15		Team 6	17		Team 6	19
Team 7	16		Team 7	20			
Team 8	18						
Team 9	21						
Team 10	22						

Green highlights = Automatic Qualifiers

The top non-automatic qualifiers from each conference are compared:

Team 5

Team 3

Team 3



Conference A	AMPR		Conference B	AMPR		Conference C	AMPR
Team 1	1		Team 1	2		Team 1	3
Team 2	5		Team 2	4		Team 2	6
Team 3	12		Team 3	11		Team 3	9
Team 4	8		Team 4	7		Team 4	10
Team 5	14		Team 5	11		Team 5	13
Team 6	15		Team 6	17		Team 6	19
Team 7	16		Team 7	20			
Team 8	18						
Team 9	21						
Team 10	22						

Green highlights = Automatic Qualifiers

The top non-automatic qualifiers from each conference are compared:

Team 5

Team 3

Team 4



Conference A	AMPR		Conference B	AMPR		Conference C	AMPR
Team 1	1		Team 1	2		Team 1	3
Team 2	5		Team 2	4		Team 2	6
Team 3	12		Team 3	11		Team 3	9
Team 4	8		Team 4	7		Team 4	10
Team 5	14		Team 5	11		Team 5	13
Team 6	15		Team 6	17		Team 6	19
Team 7	16		Team 7	20			
Team 8	18						
Team 9	21						
Team 10	22						

Green highlights = Automatic Qualifiers

The top non-automatic qualifiers from each conference are compared:

Team 5

Team 3

Team 5



Conference A	AMPR		Conference B	AMPR		Conference C	AMPR
Team 1	1		Team 1	2		Team 1	3
Team 2	5		Team 2	4		Team 2	6
Team 3	12		Team 3	11		Team 3	9
Team 4	8		Team 4	7		Team 4	10
Team 5	14		Team 5	11		Team 5	13
Team 6	15		Team 6	17		Team 6	19
Team 7	16		Team 7	20			
Team 8	18						
Team 9	21						
Team 10	22						

Green highlights = Automatic Qualifiers

The top non-automatic qualifiers from each conference are compared:

Team 5

Team 4

Team 5



<u>Conference A</u>	<u>AMPR</u>		<u>Conference B</u>	<u>AMPR</u>		<u>Conference C</u>	<u>AMPR</u>
Team 1	1		Team 1	2		Team 1	3
Team 2	5		Team 2	4		Team 2	6
Team 3	12		Team 3	11		Team 3	9
Team 4	8		Team 4	7		Team 4	10
Team 5	14		Team 5	11		Team 5	13
Team 6	15		Team 6	17		Team 6	19
Team 7	16		Team 7	20			
Team 8	18						
Team 9	21						
Team 10	22						



Playoffs/Seeding - Assigning Seeds

- (a) Once the qualifying teams in each classification are determined, they will be divided into two regions of equal size (East and West) based on the longitude of each school.
- (b) The teams in each region will be seeded as follows:
 - (1) Seed all 1st place automatic berths by Adjusted MaxPreps ranking (or other NCHSAA selected ranking system); then
NOTE: The highest finishing team in its half of a split conference must finish in 1st, 2nd, or 3rd place overall and/or have an overall winning percentage of .500 or higher in order to be seeded as a #1. Otherwise, the team will be seeded with all other at-large teams.
 - (2) Seed all 2nd place automatic berths by Adjusted MaxPreps ranking (or other NCHSAA selected ranking system); then
 - (3) Seed all 3rd place automatic berths by Adjusted MaxPreps ranking (or other NCHSAA selected ranking system); then
 - (4) Seed all conference tournament champions and at-large berths by Adjusted MaxPreps ranking (or other NCHSAA selected ranking system).
- (c) Once seeding is complete:
 - (1) Existing byes will be awarded to the highest seeds possible.
 - (2) The higher seed is the home team unless otherwise determined by the NCHSAA.



General Board Changes

2019-20



Gender of Player

- ▶ A student may participate based on the gender noted on the student's certificate of birth.
 - ▶ Women shall not participate on a men's interscholastic athletic team where the school has a women's team in the same sport or where a school sends an entry to the women's state playoffs in the same sport.
 - ▶ In cases where women are permitted on a men's team, the school forfeits all participation in the women's playoffs in the same sport.
 - ▶ Men's rules will be used where women play on men's teams.
 - ▶ Men's shall not participate on women's team's in any sport.



Gender of Player

- ▶ When a student's gender identity differs from the gender listed on the student's certificate of birth, the Gender Identity Request Form must be submitted by the member school to the NCHSAA prior to any participation by the student under circumstances that would constitute ineligibility.



Gender of Player

- ▶ The following information should be submitted with the Request:
 - ▶ Documentation from individuals such as, but not limited to, parents/legal guardians appointed by a court of competent jurisdiction, friends, and/or teachers, which affirm that the actions, attitudes, and manner demonstrate the student's consistent gender identification.
 - ▶ A complete list of all the student's prescribed, non-prescribed, or over the counter treatments or medications relative to gender identity.
 - ▶ A complete list of interventions that have happened related to the gender identity of the student.
 - ▶ Written verification from an appropriate healthcare professional (e.g. physician, psychiatrist, psychologist, school nurse, etc.) of the student's consistent gender identification. Include any other social/emotional information from health-care professionals that would help the Committee make a decision about the student. This information must be submitted on office letterhead of the healthcare professional who provides verification with contact information and professional title of the individual.
 - ▶ Any other pertinent documentation or information which the student or parent(s)/legal guardian(s) appointed by a court of competent jurisdiction believe relevant and appropriate.



Gender of Player

- ▶ The NCHSAA will refer the Gender Identity Request to the NCHSAA Gender Identity Committee for consideration.
 - ▶ The NCHSAA Gender Identity Committee will consist of the following:
 - ▶ Current member of the Board of Directors;
 - ▶ LEA or school administrator;
 - ▶ Physician with experience in gender identity health care and/or World Professional Association of Transgender Health (WPATH) Standards of Care;
 - ▶ Psychiatrist, psychologist, or licensed mental health professional familiar with the WPATH.
- ▶ The Committee will approve the Request if it finds that the student genuinely identifies as the gender indicated in the Request.



Gender of Player

- ▶ The Committee will require that the member school has verified that the student is eligible in all other aspects.
- ▶ The Committee will respect and promote the student's privacy and confidentiality rights under HIPPA and FERPA in the process of considering a Gender Identity Request. Information provided to the Committee will be shared only to the extent necessary to decide the Gender Identity Request; provided that, if a Gender Identity Request is approved, the student's school may share the student's gender identity with other schools as necessary to ensure appropriate accommodations when competing at another school.



Gender of Player

- ▶ In cases where a Gender Identity Request has been approved:
 - ▶ The student will be declared eligible to participate based on the student's gender identity.
 - ▶ 1.2.4.a is not in effect.
 - ▶ It shall be the responsibility of the school to comply with all state and federal mandates/laws.



Home School Participation

Initial Eligibility

- ▶ Home school students
 - ▶ Documentation from the Division of Non-Public Education must be presented upon initial dual enrollment- attendance, immunization, transcript, school number, etc.
 - ▶ Home school students must communicate athletic intent at a member school in which they are domiciled and follow the enrollment and assignment procedures/policies established by the local board of education.
 - ▶ Notice to principal must take place at least ten days prior to the first practice date of each sports season.



Home School Participation

Attendance

- ▶ Home school students:
 - ▶ Must have been enrolled in the registered home school for 365 days prior to being eligible in a member school.
 - ▶ Once deemed eligible at a member school, the student must maintain continuous dual enrollment.
 - ▶ Unenrollment would render the student ineligible for 365 days.
 - ▶ Must participate in a class schedule that is at least one half of the school's instructional day
 - ▶ At least one class must be on campus each semester or meet LEA requirements.



Home School Participation

Scholastic Requirements:

- ▶ A student must have passed a minimum load of work during the preceding semester to be eligible at any time during the present semester. The semester is normally considered half of the academic year. All students must also meet local promotion standards, set by the LEA and/or the local school. **Home school students must be on grade level according to a nationally standardized achievement test(s) indicating grade level.**
- ▶ A minimum load is defined as five courses in the traditional school schedule and three courses for schools on the “block” format. If the school is on an A/B form of block scheduling, a student must pass six of eight courses during what would traditionally be defined as a semester. Any student, including seniors must pass that minimum load, even if they need fewer for graduation. **Home school student must pass all public school courses in which he/she is enrolled.**



Transfer Policy

- ▶ Students transferring to the same member school where the student's coach has relocated within a calendar year will be deemed ineligible in any sport in which the coach is involved.
 - ▶ Now applies to within LEA as well as from LEA to LEA.
- ▶ If deemed ineligible due to athletic purposes, the student will only be ineligible in that sport(s) in which “athletic purposes” was reason for not authorizing.



Foreign Exchange Students

- ▶ After the first year of participation as a Foreign Exchange Student
 - ▶ Student can be eligible subsequently, based on the two-semester rule
 - ▶ Applies to the same school of initial enrollment



Ejection Policy

- ▶ Clarified this policy:
 - ▶ Leaving the bench and coming on to the playing area during a fight (whether they participate in the fight or not)



Unpaid Fines

- ▶ Unpaid fines will be posted for NCHSAA membership view only



Eligibility Summary Forms

► Deadline Changes

- Fall - September 1
- Winter - December 1
- Spring - March 15



Post-Season Participation

► Clarification:

- Independent NCHSAA member schools are eligible for post-season ONLY in individual sports, based on the sport.



Wilson Game Balls

2019-20

- ▶ No change, required at State Championships

2020-21

- ▶ Required use of the official and adopted Wilson game balls in ALL playoff events
- ▶ Strongly recommend the use of the official and adopted Wilson game balls during the regular season



Wilson Game Balls

Official Wilson Adopted Game Balls & Approved for Play Wilson Balls Beyond 2018-19 Year

	2018-2019	2019-2020		2020-2021	
		Approved for Regular Season Play	State Championship Ball	Approved for Regular Season Play	State Championship Ball
Football	GST (WTF1003) MSRP: \$79.95	GST WTF1003 MSRP: \$79.95 GST Prime MSRP: \$119.99	GST WTF1003 MSRP: \$79.95	GST WTF1003 MSRP: \$79.95 GST Prime MSRP: \$119.99	GST WTF1003 MSRP: \$79.95



Pre-Game EAP Review

► Purpose

- Effective communication of Emergency Action Plan
 - EAP is required by Law (Gfeller-Waller)

- Guide for administrators, coaches, officials and LAT/FR

► Conducted by the Game Day Administrator or Designee

- The NCHSAA recommends that a hard copy or electronic copy of the venue specific EAP be provided to both the lead official and visiting team personnel.



Pre-Game EAP Review Card

All Events

- ▶ Who is the gameday administrator and what is their contact information?
- ▶ Is there a Licensed Athletic Trainer (LAT) and/or First Responder (FR) on site and what is their contact information? If a LAT or FR is not on site who is the most qualified person to provide CPR and first aid care?
- ▶ Has the Emergency Action Plan (EAP) been reviewed and where is the posted venue specific EAP located?
- ▶ What first aid and emergency equipment is available at the venue and where is it located? (e.g., first aid kit, AED/CPR equipment, spinal injury stabilization equipment, exertional heat illness management equipment, etc.)



Pre-Game EAP Review Card

Outdoor Events

- ▶ Who will be monitoring environmental and field/facility conditions during the event? (e.g., thunder and lightning, Wet Bulb Globe Temperature)
- ▶ Who will notify officials of unsafe environmental or field/facility conditions?
- ▶ Has the lightning or thunder disturbances safe shelter and evacuation route been identified?
- ▶ What is the Wet Bulb Globe Temperature, if available, at the beginning of the contest?



2021-2025 Realignment

- ▶ The Board of Directors instructed NCHSAA Staff to delay the start of the Realignment process by one year
 - ▶ Will take the ADM numbers from Fall, 2020 instead of Fall, 2019.
 - ▶ Eliminating the “lame duck year” of the alignment period
 - ▶ New alignment will still begin for the 2021-2022 school year
 - ▶ Decision was to give various committees the opportunity to review the realignment process and the Association’s current classification structure while providing the necessary time for the Board and membership to make any necessary changes to implement their recommendations



Rankings

- ▶ MaxPreps

- ▶ Proprietary Formula
- ▶ Rankings FAQ

- ▶ 2019 Playoff History

- ▶ 15 of 16 State Finalists finished 1 or 2 in conference standings
- ▶ 14 of 16 State Finalists were in top 15 of Adjusted MaxPreps Rankings for their classification
 - ▶ All were in top 33 in rankings



Thank You!

- ▶ To receive clinic attendance credit:
 - ▶ State Clinic
 - ▶ Sign-in prior to leaving
 - ▶ Coaches Clinic
 - ▶ Pick-up your card as you leave today
 - ▶ Enter your code immediately to get credit for attendance
 - ▶ Mobile device or computer
 - ▶ All fields required except comments box
 - ▶ Use same email address that was used for NFHS Courses
 - ▶ Deadline for entry is August 16, 2019.
 - ▶ Avoid \$400 fine for your school
- ▶ Online Clinic
 - ▶ Print certificate and keep on file

