



*Friday & Saturday
November 22-23,
2019*

*Koka Booth Stadium
WakeMed Soccer Park*


Cary, NC



2019 NCHSAA MEN'S SOCCER STATE CHAMPIONSHIPS



#NCHSAAASOC



#WeAreTheNCHSAA



THE NATION'S LEADER IN

▶▶▶ LIVE ◀◀◀

HIGH SCHOOL SPORTS



STREAMING LIVE ON **NFHSNETWORK.COM** FROM ANY DEVICE



SUBSCRIBE

|

FOLLOW

|

WATCH



▶▶▶ WATCH LIVE NOW

WWW.NFHSNETWORK.COM



2019 NCHSAA MEN'S SOCCER STATE CHAMPIONSHIPS

November 22-23, 2019 • WakeMed Soccer Park • Koka Booth Stadium

THE FEATURES

1Welcome
22018 Championship Retrospectives
51A Bracket
92A Bracket
153A Bracket
194A Bracket
23Past Championship Information
28All-Time Playoff Records

THE SCHEDULE

2A CHAMPIONSHIP - FRIDAY, NOV. 22 - 7:00 PM
DIXON vs. EAST LINCOLN

4A CHAMPIONSHIP - SATURDAY, NOV. 23 - 11:00 AM
WAKE FOREST vs. R.J. REYNOLDS

3A CHAMPIONSHIP - SATURDAY, NOV. 23 - 2:30 PM
WALTER M. WILLIAMS vs. CHARLOTTE CATHOLIC

1A CHAMPIONSHIP - SATURDAY, NOV. 23 - 6:00 PM
FRANKLIN ACADEMY vs. CHRIST THE KING

THE MATCH UPS

6	1A Championship Team Capsules FRANKLIN ACADEMY vs. CHRIST THE KING
7	1A Championship Team Rosters
10	2A Championship Team Capsules DIXON vs. EAST LINCOLN
11	2A Championship Team Rosters
16	3A Championship Team Capsules WALTER M. WILLIAMS vs. CHARLOTTE CATHOLIC
17	3A Championship Team Rosters
20	4A Championship Team Capsules WAKE FOREST vs. R.J. REYNOLDS
21	4A Championship Team Rosters



Photos courtesy of MaxPreps. Find Championship photos at MaxPreps.com Photo Galleries.

COMMISSIONER'S WELCOME NOTE

Welcome to the NCHSAA Men's Soccer Championships!

This weekend at WakeMed Soccer Park, after a season full of hard work and dedication, we will crown four champions. We believe this will be a tremendous experience for the student-athletes, coaches, administrators and fans of the participating schools—a team effort to reach this point.

We are grateful to all of those who had a hand in making these championships possible, including the Greater Raleigh Sports Alliance and this year's television partner, the NFHS Network, that will provide live streaming video coverage.

Thank you to the NCHSAA staff members and the many volunteers who have worked tirelessly toward making this event the best it can be. If you are a fan of high school athletics, then you are in the right place to enjoy a great day of soccer competition!



We appreciate your support of high school athletics and hope you enjoy the best soccer our state has to offer -- The NCHSAA state championships!

Marilyn Que Tucker

Que Tucker
Commissioner



2018 MEN'S SOCCER CHAMPIONSHIP RECAPS



1A Championship: Scarantino's Golden Goal lifts Voyager Academy past Community School of Davidson 2-1 in Overtime

RALEIGH, NC – Voyager Academy and Community School of Davidson both entered the day looking for their first State Championships in Men's Soccer, and after an incredibly even match, it was Cole Scarantino's golden goal in sudden victory overtime that lifted the Vikings to their title, 2-1 in the 114th minute.

Community School of Davidson had the run of play in the first half, but neither team could find the back of the net. Isaac Haddock intercepted a clearance in the box and booted it on frame in the 13th minute, but it was saved by Jacob McGhinnis, one of his 12 on the day. Liam Timoney crept into the box from his defensive slot for CSD in the 26th minute, and a deflected ball found him but he pushed the shot just wide.

Perhaps the best chance for either side in the first half was when CSD's Micah Chabeda got loose along the goal line in the penalty area and rifled a shot off the outstretched hands of McGhinnis and off the crossbar to carry the two sides to halftime scoreless.

The Spartans didn't take long to break the ice in the second half as CSD won a corner which dropped into the middle of the box. The Vikings attempted to clear, but failed as the failed clear dropped to Haddock who deposited the loose ball into the back of the net making it 1-0.

Voyager began to turn the tide in the 57th minute as they earned a corner of their own, and it deflected down to the back post where Ben McQuaid poked it wide. Some shaky moments defending in the box three minutes later by CSD allowed Noah Wells to pick up a loose ball in the box on the goal line and his shot was handled by the keeper.

Then Scarantino chased down a long diagonal ball into the box in the 63rd minute, ripping the one-timer over the bar. Just three minutes later, Scarantino found himself on the end of a beautiful cross into the box by Mason Kosik. Kosik had deflected a clearance to himself, springing him into the clear with an opportunity to find Scarantino on the right side. Scarantino made no mistake, volleying the shot into net with his right boot tying the score at 1.

Community School of Davidson had several opportunities in the first overtime, particularly off of set pieces. In the 84th minute a corner kick dropped on the head of Haddock who pushed the shot wide. The best opportunity came when the Spartans won a free kick in the 98th minute 25 yards from goal. Haddock pounced the shot, dipping under the bar, but McGhinnis sprawled up to poke the ball high and over the bar, and out for another corner.

McGhinnis saved a header off the line on a corner opportunity in the sudden-victory overtime. Three minutes later, the keeper stood tall again poking a corner out and starting a counter attack for Voyager. Kosik launched a ball just outside the right edge of the Spartan box, and Scarantino ran onto the ball just ahead of the keeper, flicking it over his outstretched arms and into the net for the win. Scarantino was named the match Most Valuable Player for his pair of goals, including the game-winner.

Community School of Davidson finished the season 22-2-2, they were 14-0 as the champions of the PAC 7 1A. The Spartans reached the State Championship for the second time in school history.

Voyager Academy wrapped up the year 22-3-2, they were the champions of the North Central Athletic 1A Conference at 14-0. The Vikings won the schools first state championship in men's soccer in their first championship appearance.

2A Championship: Clinton Dark Horses come from behind to down Newton-Conover and win first title

RALEIGH, NC – In the school's first State Championship appearance in Men's Soccer, the Clinton Dark Horses looked smooth and calm, despite falling behind in the second half against the defending 2A State Champions from Newton-Conover.

Clinton had the better of the possession in the first half, and had the first real scoring opportunity of the day when Jared Aguilar got in on the keeper one-on-one, but it was parried away in the 20th minute. Aguilar again got loose behind the Red Devil's defense two minutes later, earning a corner kick which was headed just wide of the target.

After a scoreless first half, it was Newton-Conover that got on the board first. Dribbling along well outside the box on the left side, Jason Agreda stunned everyone when he turned loose a shot that skimmed low along the ground, finding the right side of the net in the 43rd minute to give the Red Devils a 1-0 lead.

After springing Aguilar on the first two Clinton opportunities and seeing his team fall behind, Parker Norris went to work for the Dark Horses. Clinton played a ball into the right side of the box and Peter Darden chipped it over the keeper, clanging it off the bar where it fell to the waiting Norris who pounded it into the net to tie the score at 1 with 22:58 to go.

Just over five minutes later, the Dark Horses earned a corner kick, one of their eight in the match, and Reid Taylor bent an out-swinging ball right onto the waiting right foot of Norris who promptly deposited it into the bottom right corner of the net through traffic to lift Clinton to a 2-1 lead in the 63rd minute. Norris was named the game's MVP with the two goals.

Newton-Conover finished the season at 22-4-1, they were 12-1-1 in the South Fork 2A where they were the conference champions. The Red Devils appeared in the State Championship for the fourth time in school history and the second consecutive year.

Clinton wrapped up their campaign at 26-1-0 on the year, 11-1 in the East Central 2A where they were the Champions. The Dark Horses advanced to the State Championship for the first time with a 0-0 (4-2 PK) decision over the defending 2A Eastern Regional Champions from First Flight. Clinton won the school's first men's soccer State Championship.



2018 MEN'S SOCCER CHAMPIONSHIP RECAPS



3A Championship: Chapel Hill goes back-to-back with a 1-0 win over Marvin Ridge

RALEIGH, NC – Chapel Hill won the school's second straight State Championship in Men's Soccer as they held off Marvin Ridge in a tightly contested match 1-0, winning the 3A Championship.

Chapel Hill outshot the Mavericks 6-3 on the day, but Marvin Ridge had the first big chance as Nick Jones sent a cross in along the ground all the way through the goal mouth in the 14th minute. That send Chapel Hill defenders scrambling in the box, eventually clearing the ball to safety. Two minutes later the Tigers, who held the majority of possession in the first half, sent a high, curling ball into the box that was ripped down by the keeper just in front of a Tiger attacker, keeping the game scoreless.

In the 20th minute, the Chapel Hill pressure paid off for the Tigers as a high cross came into the box, knocking off of three or four players before finding the head of Calvin Matishack. Matishack coolly deposited the ball in the back of the net to lift the Tigers into the lead, 1-0, a lead they would never relinquish, as they moved on to the fifth state Championship in school history.

Matishack was the second straight defender to win the 3A Most Valuable Player honors, joining teammate Ryan Smith who won the honor a year ago. The Center Back played a critical role all afternoon, shutting down attacks in the center of the park by the Mavericks and of course had the game winning goal.

The Tigers had two more first half opportunities to put the match away, as a corner pinballed around the box in the 32nd minute, eventually dropping to the right foot of Tom Morioka who blistered a shot off the keeper and out of play. Six minutes later Morioka again played a huge role in setting up an attack, getting to the goal line and sliding a cross through the box all the way across goal to Gabo Tobin-Xet who pounded the ball off the crossbar and out.

Chapel Hill continued the pressure in the second half as Cobi Promislow had two shots on frame, knocking it off the keeper both times in the 44th minute. Marvin Ridge began to gain their footing in the 53rd minute when Jones volleyed a beautiful cross from Zenou Tchamwa. The shot skimmed low and along the ground right on, swallowed by the keeper as the score remained 1-0. The Tigers had the final good opportunity as Morioka headed one right and saved off the line from a cross sent in by Tobin-Xet.

Marvin Ridge wrapped up the season 21-4, 12-2 in the Southern Carolina 3A where they were second. The Mavericks made their fourth Championship appearance and their first since 2016.

Chapel Hill finished the season 21-3-1, they were 12-2 in the Big 8 3A where they finished second this year. The Tigers made their eighth appearance in an NCHSAA Men's Soccer Championship, earning their fifth state championship in school history.

4A Championship: Green Hope gets two from Durand and beats Myers Park 4-1 for fourth State Championship

RALEIGH – The Green Hope Falcons netted two second half goals, both by Sam Durand, and ran away to a 4-1 victory over Myers Park for their fourth men's soccer State Championship in school history.

In the early going, both teams had opportunities, but were unable to cash in. The Falcons saw a header by Josh Mohess sail wide off a corner kick in the 13th minute. Then in the 14th minute, Myers Park lofted a ball up to Daniel Watts in the center of the box. Watts coolly too the ball down off his chest and turn towards goal, ripping a shot right at the keeper which was held out to keep the game scoreless.

The Falcons broke the ice in the 20th minute as Daniel Cho ran onto a ball in the edge of the penalty area. With the keeper running on, Cho took a step right and slipped a pass just in front of the sprawling keeper to Dylan Enseling who slotted the ball in the net for the 1-0 lead.

Watts created another two chance for Myers Park in the 33rd minute as he rang a shot low off the left post, bouncing out to teammate Charles Pringle. Pringle's put back attempt was off the mark as well, and the Falcons held on to their 1-0 lead at the half.

Just two minutes into the second half, Sam Cooper shook his Mustang defender, splitting a pair of them into the box. He let loose a right-footed shot that was knocked away by the keeper, but fell right to Sam Durand. Durand chipped in the rebound for his first of two markers on the night and a 2-0 Green Hope lead.

Durand got his second of the night in the 51st minute after the Falcons worked some fantastical one and two-touch passes up the left side, eventually resting with Enseling about 45 yards from goal. Enseling picked out Alex Penel making a run towards the left side from midfield, who then slipped a pass to Durand at the edge of the box. Durand slid the ball under the keeper in the left side of the net for a 3-0 lead. Durand was named the game's Most Valuable Player.

Myers Park tried to claw back into the game with Daniel Watts picking up an unassisted goal in the 62nd minute to cut it to 3-1. However, the damage had been done with the Falcons three goals, and they added a fourth in the 73rd minute when Sam Cooper banged home a rebound chance following Daniel Cho's shot off the post.

Myers Park finished the year 20-3, 11-2 in the Southwestern 4A Conference where they finished second behind Porter Ridge. The Mustangs reached the State Championship for the seventh time in school history.

Green Hope wrapped up the year 23-2-1, champions of the Triangle 6 4A Conference where they held a 9-1 record. The Falcons reached the State Championship game for the sixth time in school history, earning the school's fourth championship. It was the first title for Green Hope in men's soccer since 2016 when they defeated Providence 3-0.

HOST CITY PARTNERS



Raleigh



GRSA[®]

GREATER RALEIGH
SPORTS ALLIANCE

SUPPORTING THE NORTH CAROLINA HIGH SCHOOL ATHLETIC ASSOCIATION

IN HOSTING THE FOLLOWING CHAMPIONSHIP EVENTS:



BASEBALL



BASKETBALL



CHEERLEADING



FOOTBALL



LACROSSE



SOCCER



SOFTBALL



SWIMMING & DIVING



TENNIS



VOLLEYBALL

Photos Courtesy of Maxpreps



2019 1A Men's Soccer Championship Bracket

FIRST ROUND

SECOND ROUND

THIRD ROUND

FOURTH ROUND

FOURTH ROUND

THIRD ROUND

SECOND ROUND

FIRST ROUND

1 Franklin Academy

Franklin Academy

1 Polk County

1

16 Falls Lake Academy

Falls Lake Academy

8-2

Franklin Academy

Langtree Charter

Langtree Charter

16 Union Academy

17 Henderson Collegiate

2-1

Franklin Academy

2-1

2-1

Langtree Charter

17 Langtree Charter

8 Cape Hatteras

Voyager Academy

2-1

C.S. of Davidson

C.S. of Davidson

8

9 Voyager Academy

Voyager Academy

1-0

3-2

C.S. of Davidson

Thomas Jefferson

9 Thomas Jefferson

24 East Columbus

4-0

Rosewood

C.S. of Davidson

7-1

Thomas Jefferson

24 Thomas Jefferson

5 Manteo

Manteo

2-1

Christ the King

Christ the King

5

12 Research Triangle

Research Triangle

4-0

Christ the King

1-0

Uwharrie Charter

12 Uwharrie Charter

21 Tarboro

5-1

Southside

Christ the King

1-0

Uwharrie Charter

21 Uwharrie Charter

4 Southside

Rosewood

1-0

Pine Lake Prep

Pine Lake Prep

4

13 Rosewood

Rosewood

3-2

Franklin Academy

1-0

Lincoln Charter

13 Lincoln Charter

20 Ocracoke

Forfeit

3-0

Franklin Academy

9-0

Albemarle

20 Albemarle



REGIONAL FINAL

Franklin Academy

4-3

Christ the King

Christ the King

4-2

Christ the King

4-2

Gray Stone Day

Gray Stone Day

Gray Stone Day

3

STATE CHAMPIONS



3 Raleigh Charter

Raleigh Charter

2-1

Christ the King

1-0

Gray Stone Day

3

14 Vance Charter

Vance Charter

2-0

Mount Airy

3-0

Highland Tech

Highland Tech

14 Highland Tech

19 East Wake Academy

3-1

Raleigh Charter

5-1

Gray Stone Day

4-0

Highlands

19 Highlands

6 Hobpton

Camden County

5-4

Bishop McGuinness

Star Mount

Star Mount

6

11 Camden County

Camden County

2-0

North Moore

2-1

Bishop McGuinness

Bishop McGuinness

11 Bishop McGuinness

22 Lakewood

1-0

Wilson Prep

North Moore

1-0

Hayesville

Blue Ridge

22 Blue Ridge

7 Wilson Prep

North Moore

2-0

Queen's Grant

Queen's Grant

Swain County

10 Swain County

10 North Moore

North Moore

2-0

Mount Airy

2-0

Queen's Grant

Queen's Grant

23 Queen's Grant

23 East Carteret

3-2

Granville Central

5-0

Mount Airy

2-1

Mountain Island Ch.

23 Mountain Island Ch.

2 Granville Central

Woods Charter

3-1

Mount Airy

2-0

Mountain Island Ch.

15 Mountain Island Ch.

15 John A. Holmes

Woods Charter

3-1

Woods Charter

9-0

Mountain Island Ch.

East Surry

15 Mountain Island Ch.

18 Woods Charter

3-2

Woods Charter

3-1

2-0

East Surry

East Surry

18 East Surry





FRANKLIN ACADEMY PATRIOTS

Location: Wake Forest, NC
 Conference: North Central 1A
 Colors: Navy, Red, & White
 Principal: MaryJo Sullivan
 Athletic Director: Chris Straits
 Head Coach: Justin Bailey
 Assistant(s): Dave Cunniffe, Ryan Bailey, & John Crossland
 Non-Player Bench: Alfonso Bardes, Jonathan Barnes, Hattie Deloach, & Megan Peters
 Record: 24-2 (15-1)



Franklin Academy 2019 Schedule & Results

8/20	North Raleigh Christian (NC)	3 - 1 (W)
8/23	Jordan-Matthews	4 - 0 (W)
8/24	Rabun Gap-Nacoochee (GA)	2 - 3 (L)
8/28	Falls Lake Academy*	6 - 0 (W)
8/30	@ Research Triangle	7 - 0 (W)
9/4	@ Voyager Academy*	2 - 1 (W)
9/9	Henderson Collegiate*	9 - 0 (W)
9/11	Oxford Preparatory*	9 - 0 (W)
9/13	@ Triangle Math & Science Academy*	9 - 0 (W)
9/25	@ Roxboro Community*	10 - 1 (W)
9/27	Woods Charter	3 - 1 (W)
9/30	Vance Charter*	3 - 1 (W)
10/2	@ Falls Lake Academy*	6 - 0 (W)
10/7	@ East Wake Academy*	9 - 1 (W)
10/9	@ Henderson Collegiate*	9 - 0 (W)
10/11	East Wake Academy*	9 - 0 (W)
10/14	@ Oxford Preparatory*	9 - 0 (W)
10/18	Voyager Academy*	1 - 2 (L)
10/23	Roxboro Community*	9 - 0 (W)
10/24	Triangle Math & Science Academy*	10 - 1 (W)
10/28	@ Vance Charter*	6 - 0 (W)
11/1	Voyager Academy**	0 - 0 (W)
11/9	Falls Lake Academy#	8 - 2 (W)
11/13	Voyager Academy#	2 - 1 (W)
11/16	Rosewood#	3 - 0 (W)
11/19	Raleigh Charter#	3 - 2 (W)

2019 Roster

#	Name	YR	HT	WT	POS
1	Tim Sutton	SR	5' 11"	160	D/M
2	Marco Echevarria	SO	5' 8"	125	F/M
3	Mateo Espinoza	SR	6' 0"	135	M/D
4	Matt Sutton	SR	5' 10"	150	F/D
5	Tyler Magen	SR	5' 8"	140	F/M
6	Josh Eatmon	SO	5' 9"	145	M
7	Nick Emer	SR	5' 8"	125	F/M
8	Mateo Echevarria	SR	5' 7"	150	F
9	Cole Way	FR	5' 8"	121	GK
10	Jaxon Moseley	SR	5' 11"	150	D
11	Noah Smith	SO	5' 4"	130	F/M
12	Stephen Stuntz	JR	5' 8"	140	D
13	Andrew Fitzgerald	SR	5' 11"	165	D
14	Connor Dunn	SR	5' 10"	180	D
15	Shahan Rehman	SR	5' 9"	140	F
16	Andrew Averette	SR	5' 8"	175	F
17	Marco Rodriguez	JR	6' 4"	176	GK
18	Anthony Caudill	SO	5' 6"	150	GK
19	Max Bademian	JR	6' 2"	180	F
21	Luis Peters	SR	5' 11"	150	F
22	Harrison Lewis	JR	6' 0"	200	D/M
23	Walker Groff	SO	5' 6"	130	M
24	Mephis Bleau	JR	5' 9"	160	F/M
25	Grant Sheer	JR	5' 10"	147	D

CHRIST THE KING CRUSADERS



Location: Huntersville, NC
 Conference: Southern Piedmont 1A
 Colors: Royal Blue, White, & Silver
 Principal: Carl Semler
 Athletic Director: Phil Harrington
 Head Coach: Mark DiPietro
 Assistant(s): Matt Franey
 Non-Player Bench: Katie Antoszyk,
 Graham Buckner, Jack Yordy, Father
 Paul McNulty, & Andrew Bowman
 Record: 19-5-1 (12-0)

2019 Roster

#	Name	YR	HT	WT	POS
1	Connor Milligan	JR	6' 0"	132	GK
2	Carter Fritz	SO	5' 6"	138	D/M
3	Jack Zuhosky	SR	5' 7"	138	F
4	Noah Liberacki	SR	6' 0"	165	M/D
5	Chris Rodriguez	SR	5' 4"	145	D
6	Drew Hansen	FR	5' 6"	115	F
7	Benjamin Domke	SR	5' 11"	137	D/M/F
8	Josh Seguin	SR	5' 9"	122	D
9	Nick Todd	SR	6' 2"	188	D/F
10	Jack Saltrick	SR	5' 10"	170	F/M
11	Niklas Seguin	FR	5' 9"	133	F/M
12	Jordan Stepnick	JR	5' 8"	141	D
13	Dillon Kocher	SO	6' 0"	178	D/M
14	Nathan Campos	SO	5' 10"	150	F/M
15	Olivier Harrison	FR	5' 8"	140	D
16	Luke Bowman	SO	6' 2"	140	D/M/F
17	Liam Santschi	FR	6' 2"	173	GK
19	John Bonilla	FR	5' 4"	129	D
21	Jesus Sosa	SO	5' 11"	148	M
22	Jack Gervasini	SO	6' 2"	160	M
27	Bryce MacFalls	SO	5' 6"	102	M
28	Alex Neal	SO	5' 7"	128	F/M
30	Ethan Travers	SO	5' 9"	140	D
34	Ray Sastoque	JR	5' 7"	130	F/M
35	Marcos Frias	FR	5' 5"	131	F/M

Christ the King 2019 Schedule & Results

8/20	@ Davidson Day (NC)	4 - 1 (W)
8/22	Lake Norman Charter	4 - 1 (W)
8/27	Bishop McGuinness	2 - 2 (T)
8/29	@ Charlotte Catholic	0 - 4 (L)
9/3	@ Mooresville	0 - 5 (L)
9/5	Community School of Davidson	0 - 1 (L)
9/9	@ Piedmont Community Charter*	5 - 1 (W)
9/11	@ Thomas Jefferson Classical*	4 - 2 (W)
9/12	Hough	0 - 2 (L)
9/16	Lincoln Charter*	1 - 0 (W)
9/18	@ Bishop McGuinness	1 - 4 (L)
9/23	@ Bessemer City*	9 - 0 (W)
9/25	Highland Tech*	2 - 0 (W)
9/30	@ Cherryville*	10 - 1 (W)
10/2	Piedmont Community Charter*	3 - 0 (W)
10/7	Thomas Jefferson Classical*	5 - 2 (W)
10/15	Langtree Charter Academy	5 - 0 (W)
10/16	Bessemer City*	9 - 0 (W)
10/21	@ Highland Tech*	3 - 1 (W)
10/23	Cherryville*	9 - 0 (W)
10/25	@ Lincoln Charter*	1 - 0 (W)
11/9	Uwharrie Charter Academy#	1 - 0 (W)
11/13	@ Pine Lake Preparatory#	1 - 0 (W)
11/16	Community School of Davidson#	2 - 1 (W)
11/19	@ Mount Airy#	1 - 0 (W)

Rooting for our team



Some of the best years of our lives are the ones we spend going to classes, having fun, and rooting for our team. Enjoy every minute.

Wells Fargo is proud to salute the NCHSAA Championships.

wellsfargo.com/donations

© 2019 Wells Fargo Bank, N.A.
All rights reserved. IHA-25123

Together we'll go far





2019 2A Men's Soccer Championship Bracket

MAXPREPS

FIRST ROUND	SECOND ROUND	THIRD ROUND	FOURTH ROUND	FOURTH ROUND	THIRD ROUND	SECOND ROUND	FIRST ROUND
1 Ledford	Ledford	Ledford	Ledford	East Lincoln	East Lincoln	East Lincoln	East Lincoln
32 North Pitt	9-0	2-1	2-1	6-1	6-1	6-1	East Burke
16 Greene Central	North Pitt			North Lincoln	North Lincoln	North Lincoln	North Davidson
17 Croatan	4-2			1-0	1-0	1-0	North Lincoln
8 North Johnston	North Johnston			Newton-Conover	Newton-Conover	Newton-Conover	Newton-Conover
25 North Lenoir	2-1	East Bladen		2-2 (PK)	3-2	3-2	West Davidson
9 East Bladen	East Bladen	5-2	5-1	East Lincoln	2-1	2-1	Fred T. Foard
24 Northeastern	3-0						Atkins
5 Dixon	Dixon			7-1	North Forsyth	2-0	North Forsyth
28 Richlands	5-1	Dixon		3-1	3-1	2-1	East Henderson
12 Durham Sch. Arts	Spring Creek	4-1		Shelby	Shelby	3-2	Hendersonville
21 Spring Creek	5-4						R-S Central
13 Currituck County	Currituck County						R-S Central
20 Whiteville	2-0	Wallace-Rose Hill					Salisbury
4 Wallace-Rose Hill	3-1	4-1					Oak Grove
29 Graham							Shelby
							Franklin

REGIONAL FINAL

**NFHS
NETWORK**

**WELLS
FARGO**

First Flight
4-0
East Lincoln

6-3

Hibriten
1-0

First Flight
2-0

1-0

1-0
Thomasville

3-1

5-1

NCSSM

1-1 (6-5 PK)

East Duplin

Washington

First Flight
4-0
East Lincoln

STATE CHAMPIONS

Forest Hills

8-0

1-0

1-0

1-0

3-1

3-1

4-1

4-0

4-0

**WELLS
FARGO**

Forest Hills

6-2

1-0

1-0

1-0

1-0

2-1

2-1

3-1

4-0

4-0





DIXON BULLDOGS

Location: Holly Ridge, NC
 Conference: Coastal 8 1A/2A
 Colors: Maroon & Vegas Gold
 Principal: Steve Clark
 Athletic Directors: Brandon Ball
 Head Coach: Kevin Hart
 Assistant(s): Taylor King
 Non-Player Bench: Haleigh Leister
 Record: 24-1-1 (14-0)



Dixon 2019 Schedule & Results

Date	Location	Score	#
8/20	@ Northside - Jacksonville	6 - 1 (W)	
8/23	West Brunswick	4 - 2 (W)	1
8/27	East Bladen	2 - 0 (W)	2
8/29	Clinton	2 - 1 (W)	3
9/11	White Oak	3 - 3 (T)	4
9/12	Topsail	4 - 1 (W)	5
9/16	@ Southwest Onslow*	9 - 0 (W)	6
9/18	Lejeune*	9 - 0 (W)	7
9/23	@ Croatan*	3 - 3 (W)	8
9/25	East Carteret*	9 - 0 (W)	9
9/26	@ Wallace-Rose Hill	1 - 2 (L)	10
9/30	@ Pender*	9 - 0 (W)	11
10/2	Richlands*	7 - 0 (W)	12
10/7	@ Heide Trask*	9 - 2 (W)	13
10/9	Southwest Onslow*	9 - 0 (W)	14
10/17	@ Lejeune*	10 - 1 (W)	15
10/21	@ East Carteret*	9 - 0 (W)	16
10/23	Pender*	9 - 0 (W)	17/67
10/25	Croatan*	6 - 4 (W)	18
10/28	@ Richlands*	9 - 0 (W)	19
10/30	Heide Trask*	9 - 0 (W)	20
11/6	Richlands#	5 - 1 (W)	21
11/9	Spring Creek#	4 - 1 (W)	
11/13	@ Wallace-Rose Hill#	5 - 1 (W)	
11/16	@ Ledford#	4 - 2 (W)	
11/19	@ First Flight#	3 - 2 (W)	

2019 Roster

Name	YR	HT	WT	POS
Samuel Harris	JR	5' 9"	135	F
Christos Esquivel	SO	5' 2"	125	D
Walker Brinson	JR	5' 8"	137	D
Matthew Mills	SR	5' 7"	140	F
JJ Simmons	SR	6' 4"	155	D
Tristen Duell	SO	6' 2"	200	F
Colyn Row	SR	5' 7"	135	D
Nic Gomes	SR	5' 10"	155	D
Benjamin Ames	SR	5' 11"	150	M
Matthew Hardison	SR	5' 8"	135	M
Carlos Ochoa-Sanchez	SR	5' 11"	153	D
Jacob Martin	JR	5' 9"	144	GK
Christian Cole	FR	5' 6"	130	M
Jacob Glew	JR	5' 6"	138	M
Samuel Ames	SR	5' 9"	155	F
Nathan Whited	SR	5' 7"	140	F
Alex Martin	JR	5' 9"	157	GK
Ethan Davis	FR	5' 7"	122	D
Max Franken	JR	5' 8"	132	F
Skylar Hinnant	SO	5' 9"	130	M
Kyle Gileta	FR	5' 10"	123	D

*Roster information provided by school

EAST LINCOLN MUSTANGS



Location: Denver, NC
 Conference: South Fork 2A
 Colors: Orange & Green
 Principal: Mary Beth Avery
 Athletic Director: Chris Matile
 Head Coach: Billy Howell
 Assistant(s): Max Fletcher & Chip Ashley
 Non-Player Bench: Rachel Harris, Eli Perez, & London Zogzas
 Record: 27-0-0 (14-0)

2019 Roster

#	Name	YR	HT	WT	POS
0	Jonathan Nauman	JR	6' 0"	140	GK
0	William White	JR	5' 10"	135	GK/D
2	Conner Dallin	JR	5' 11"	140	M/D
3	Noah Graden	SR	5' 10"	165	M
4	Pearson Cunningham	SR	6' 3"	175	F/M/D
5	Tyler Swanson	SR	6' 2"	165	D
6	Chase Lynch	JR	5' 10"	140	D/M
7	Chase Gilley	SR	5' 10"	135	F
8	Aaron Singletary	JR	5' 11"	145	D/M
9	Christian Hart	JR	6' 1"	140	D
10	Luke Felts	SO	6' 0"	140	F/M
11	Logan Gilley	SR	5' 11"	140	F
12	Luis Ojeda Ferrer	JR	5' 7"	120	F/M
13	Carlos Hueck	SR	6' 2"	205	D/M
14	Evan Montanari	SO	6' 1"	155	F/M
15	Joey Benson	SR	6' 3"	135	F/GK
16	Caleb Anderson	JR	5' 6"	135	D/M
17	Mathew Kosmala	SR	5' 10"	185	D/GK
18	Landon Graden	FR	5' 10"	130	M
19	Blake Swanson	FR	5' 7"	125	M/F
20	Trent Wharton	FR	5' 3"	90	D/M
21	Connor Henderson	SO	5' 7"	155	D/M
22	Jackson Thrap	FR	5' 8"	130	F/M
23	Carter Muir	FR	5' 8"	150	D

*Roster information provided by school

East Lincoln 2019 Schedule & Results

8/14	@ Hickory	4 - 2 (W)
8/22	Forestview	7 - 3 (W)
8/26	Forest Hills	6 - 2 (W)
8/27	Huss	6 - 1 (W)
9/4	Foard	5 - 1 (W)
9/5	@ West Iredell	4 - 1 (W)
9/10	@ South Point	6 - 2 (W)
9/16	Lake Norman Charter*	9 - 2 (W)
9/18	Lincolnton*	8 - 0 (W)
9/23	@ North Lincoln*	4 - 1 (W)
9/25	@ Bandys*	6 - 0 (W)
9/30	@ Maiden*	7 - 0 (W)
10/2	West Lincoln*	9 - 0 (W)
10/3	@ Pine Lake Preparatory	7 - 0 (W)
10/7	@ Newton-Conover*	4 - 0 (W)
10/9	@ Lake Norman Charter*	10 - 1 (W)
10/14	@ Lincolnton*	6 - 1 (W)
10/16	North Lincoln*	5 - 4 (W)
10/21	Bandys*	7 - 2 (W)
10/23	Maiden*	9 - 0 (W)
10/28	@ West Lincoln*	9 - 0 (W)
10/29	Newton-Conover*	2 - 1 (W)
11/6	East Burke#	6 - 1 (W)
11/9	North Lincoln#	6 - 1 (W)
11/13	Newton-Conover#	7 - 1 (W)
11/16	Shelby#	6 - 3 (W)
11/19	Hibriten#	5 - 1 (W)

Insurance From the Home Team

With North Carolina Farm Bureau Insurance^{*®}, you get bonafide, homegrown Property & Casualty, Life, and Health Coverage from local agents you can trust. So for all you North Carolinians that support the home team...think of us as the home team that supports you right back.

Because helping you is what we do best.



ncfbins.com

Real service. Real people.



Auto • Home • Life • Health • Bank



2019 3A Men's Soccer Championship Bracket

FIRST ROUND	SECOND ROUND	THIRD ROUND	FOURTH ROUND	FOURTH ROUND	THIRD ROUND	SECOND ROUND	FIRST ROUND
1 Jacksonville	Jacksonville	Jacksonville	Jacksonville	Charlotte Catholic	Charlotte Catholic	Charlotte Catholic	Charlotte Catholic
32 North Brunswick	5-0 Triton	4-0 Triton	7-0 Jacksonville	Charlotte Catholic	3-2 Charlotte Catholic	6-1 Charlotte Catholic	Tuscola
16 Triton	3-1 Triton	3-1 Triton		3-2 Charlotte Catholic	1-0 Parkland	1-0 Parkland	Asheville
17 Terry Sanford	3-1 Southern Lee			2-0 Mount Tabor	3-1 Mount Tabor	3-1 Mount Tabor	Mount Tabor
8 Southern Lee	2-1 Rocky Mount	D.H. Conley			Weddington	3-2 Weddington	Alexander Central
25 Rocky Mount		3-2 D.H. Conley	6-1 Clayton	Charlotte Catholic	2-0 Hickory	9-0 South Iredell	A.L. Brown
9 J.H. Rose	D.H. Conley				1-0 Hickory	7-1 Hickory	Erwin
24 D.H. Conley	0-0 (4-2 PK) New Hanover				2-2 (4-1 PK) Cuthbertson	2-0 Cuthbertson	Enka
5 New Hanover	1-0 South Johnston	New Hanover					SW Randolph
28 South Johnston	5-0 Western Alamance	5-0 New Hanover					Cuthbertson
12 West Johnston	2-1 Western Alamance						Southwest Guilford
21 Western Alamance							Northwest Cabarrus
13 Swansboro	2-1 White Oak	Clayton					
20 White Oak	2-1 Clayton	3-0 Clayton					
4 Clayton	4-2 Dudley						
29 Dudley							

MAXPREPS

REGIONAL FINAL

Williams

Williams

Charlotte Catholic

Charlotte Catholic

STATE CHAMPIONS

WELLS FARGO

NFHS NETWORK

3 Williams	Williams	Williams	Concord	3-0 Charlotte Catholic	T.C. Robertson	T.C. Robertson	3 T.C. Robertson
30 Union Pines	5-2 Franklinton	5-0 Williams	2-0 Concord		7-0 Statesville	7-0 Montgomery Central	30 Montgomery Central
14 Franklinton	1-0 Southern Nash		4-3 Williams		2-1 Watauga	2-1 Watauga	14 Statesville
19 Southern Nash	5-1 Northern Guilford	3-2 East Chapel Hill	7-0 Chapel Hill		2-0 Watauga	5-0 Marvin Ridge	19 Western Guilford
6 Northern Guilford	3-1 Fike				3-1 A.C. Reynolds	2-0 A.C. Reynolds	6 Watauga
27 Southern Alamance	2-0 Gray's Creek	Fike			4-1 Concord	3-2 Concord	27 Monroe
11 East Chapel Hill	6-2 East Wake						11 Marvin Ridge
22 Cleveland							22 J.M. Robinson
7 Fike							7 Forestview
26 Northwood							26 Central Cabarrus
10 Gray's Creek							10 A.C. Reynolds
23 Asheboro							23 Parkwood
15 Eastern Alamance							15 Ashbrook
18 Northern Durham							18 North Iredell
2 Chapel Hill							2 Concord
31 East Wake							31 St. Stephens



CLICK IT OR TICKET



WALTER M. WILLIAMS BULLDOGS

Location: Burlington, NC
 Conference: Mid-Piedmont 3A
 Colors: Vegas Gold & Black
 Principal: Stephanie Hunt
 Athletic Director: Todd Davis
 Head Coach: Jeremy Krist
 Assistant(s): Michael Falk
 Non-Player Bench: Grace Ciriano, & Elmer Ventura
 Record: 25-3 (8-2)



Williams 2019 Schedule & Results

Date	Location	Score
8/20	@ Ronald Reagan	2 - 3 (L)
8/23	Smithfield-Selma	5 - 0 (W)
8/26	Orange	7 - 0 (W)
8/27	Alamance Christian (NC)	7 - 1 (W)
8/28	@ Southern Lee	3 - 0 (W)
9/3	Northern Guilford	1 - 0 (W)
9/4	Graham	8 - 1 (W)
9/9	Grimsley	3 - 2 (W)
9/11	@ Eastern Alamance	5 - 1 (W)
9/16	@ Eastern Guilford*	9 - 0 (W)
9/17	Ragsdale	3 - 2 (W)
9/18	Southern Lee	2 - 1 (W)
9/23	@ High Point Central	6 - 0 (W)
9/25	@ Southwestern Randolph*	4 - 2 (W)
9/30	Asheboro*	3 - 3 (L)
10/2	@ Southeast Guilford*	4 - 0 (W)
10/7	Southern Alamance*	9 - 0 (W)
10/9	Eastern Guilford*	9 - 0 (W)
10/18	Western Alamance	4 - 2 (W)
10/21	Southwestern Randolph*	5 - 0 (W)
10/23	@ Asheboro*	8 - 1 (W)
10/28	Southeast Guilford*	7 - 1 (W)
10/29	@ Southern Alamance*	1 - 2 (L)
11/6	Union Pines#	5 - 2 (W)
11/9	Franklinton#	5 - 0 (W)
11/13	East Chapel Hill#	4 - 3 (W)
11/16	@ Chapel Hill#	1 - 0 (W)
11/19	Jacksonville#	3 - 2 (W)

2019 Roster

#	Name	YR	HT	WT	POS
0	Brick Bowen	FR	5' 10"	135	GK
0	Andres Rincon	SR	5' 7"	185	GK
2	Ryan Weaver	SO	5' 7"	125	D
3	Ryan Plasters	SO	5' 10"	145	F
4	Ian Wagoner	SR	6' 3"	140	D
5	Miguel Ramirez	JR	5' 3"	120	F
6	Gui Vasconcelos	SR	5' 7"	175	M
7	Brennan Lagana	SR	6' 0"	175	F
8	Dallin Vandre	SR	6' 0"	140	M
9	Esteban Barillas	JR	5' 7"	135	M
10	Ramiro Vera	SR	5' 8"	160	M
11	Jorge Alfaro	SR	5' 9"	150	F
12	Jason Henriquez	JR	5' 6"	180	M
13	Jose Hernandez	FR	5' 2"	110	M
14	Ty Thompson	FR	5' 9"	130	D
15	Benji Altmann	SO	5' 11"	145	D
16	Ty Lagana	FR	5' 7"	110	M
17	Will Spurlock	SO	5' 11"	135	D
18	Chris Gutierrez	SR	5' 9"	150	M
19	Michael Ruiz	SR	5' 9"	145	F
20	Jacob Karty	SO	5' 10"	145	D
21	Anthony Coble	SO	6' 0"	165	M
22	Qwinton Lin	SO	5' 10"	135	D
23	Drew Gainey	FR	5' 6"	120	D
24	Chris Cruz	JR	5' 8"	130	F
25	Max Sommer	FR	5' 10"	145	M

*Roster information provided by school

CHARLOTTE CATHOLIC COUGARS



Location: Charlotte, NC
 Conference: Southern Carolina 3A
 Colors: Blue & Red
 Principal: Kurt Telford
 Athletic Director: Kevin Christmas
 Head Coach: Oscar Del Pino
 Assistant(s): Bill Laurie & Sean Luckie
 Non-Player Bench: Jackson Bowers, Ella Ward, Elena Burrus & Todd Wisocki
 Record: 25-0-2 (14-0)

2019 Roster

#	Name	YR	HT	WT	POS
0	Frankie Flaherty	JR	5' 11"	170	GK
0	Andrew Gilles	SR	6' 0"	185	GK
1	Bennett Lowder	SR	6' 1"	180	GK
2	Matthew Hodgins	SO	5' 7"	130	M
3	Kieran Payton	SR	5' 8"	135	F/M
4	Luis Abril	SR	5' 9"	140	D/M
5	Ryan Parsons	SR	5' 10"	140	D
6	Jackson Kirsch	SR	5' 7"	145	F
7	Evan Normile	SR	6' 0"	140	M
9	Benjamin Booth	SR	6' 0"	145	F/M
10	Will Murlless	SO	5' 6"	120	F/M
11	Max Nenichka	SR	5' 8"	140	M
12	Chris Cooper	SR	5' 10"	160	F
14	Elliot Teal	SR	5' 8"	145	D/M
15	John Fahey	SR	6' 2"	175	D
16	Andrew Kanney	JR	5' 7"	140	F/D
17	Matthew Brodowicz	SR	5' 9"	140	D
18	Alex Campbell	SR	5' 10"	165	D
19	Nick Pacifici	SR	5' 7"	145	F/M
20	CJ Ellis	JR	5' 11"	145	D
21	Ryan Bayadi	SR	5' 10"	155	M/ST
22	McKinley Salazar-Spoons	SR	5' 10"	160	D
23	Ben Bowen	JR	6' 0"	135	M
24	Cooper Miller	SO	5' 2"	120	D
25	Patrick Fenton	SR	5' 9"	160	F/M
26	Nick Potter	FR	5' 9"	140	F
27	Alex Feltham	JR	5' 8"	150	F/M
28	Eli Petchel	SO	5' 9"	140	M
29	James Meehan	SO	6' 2"	160	D/M
30	Marcos Capistrano	SO	5' 10"	135	F/M
99	Gavin Banks	FR	6' 2"	175	GK

*Roster information provided by school

Charlotte Catholic 2019 Schedule & Results

8/19	Porter Ridge	4 - 1 (W)
8/23	East Chapel Hill	3 - 2 (W)
8/24	Chapel Hill	1 - 0 (W)
8/27	@ Ardrey Kell	2 - 2 (T)
8/29	Christ the King	4 - 0 (W)
9/9	Providence	3 - 3 (T)
9/11	@ Piedmont*	6 - 0 (W)
9/12	@ Charlotte Country Day (NC)	2 - 0 (W)
9/16	@ Cuthbertson*	2 - 0 (W)
9/18	Parkwood*	3 - 1 (W)
9/23	@ Weddington*	5 - 0 (W)
9/25	Sun Valley*	9 - 0 (W)
9/30	Monroe*	3 - 1 (W)
10/2	@ Marvin Ridge*	2 - 1 (W)
10/7	Piedmont*	9 - 0 (W)
10/9	South Mecklenburg	3 - 0 (W)
10/14	Cuthbertson*	2 - 1 (W)
10/16	@ Parkwood*	4 - 3 (W)
10/21	Weddington*	1 - 0 (W)
10/24	@ Sun Valley*	2 - 1 (W)
10/28	@ Monroe*	1 - 0 (W)
10/30	Marvin Ridge*	4 - 0 (W)
11/6	Tuscola#	6 - 1 (W)
11/9	Parkland#	3 - 2 (W)
11/13	Mount Tabor#	3 - 0 (W)
11/16	Hickory#	2 - 0 (W)
11/19	Concord#	3 - 0 (W)

SOCCER'S MISSING LINK

Wilson®

The ultimate ball for high-quality training or competitive match play.

BETTER BALL CONTROL Microtexture cover gives players a better boot to ball feel, providing ultimate grip during crosses and shots.

PLAY LIKE A PRO Championship caliber ball offering the best in-class value, for affordable quality to play like the pros.

TRAIN TO WIN Built from the same principle as the Wilson Forte Fybrid II, the Veza acts as the perfect championship training tool for easy transition from practice to play.



NEHSA™

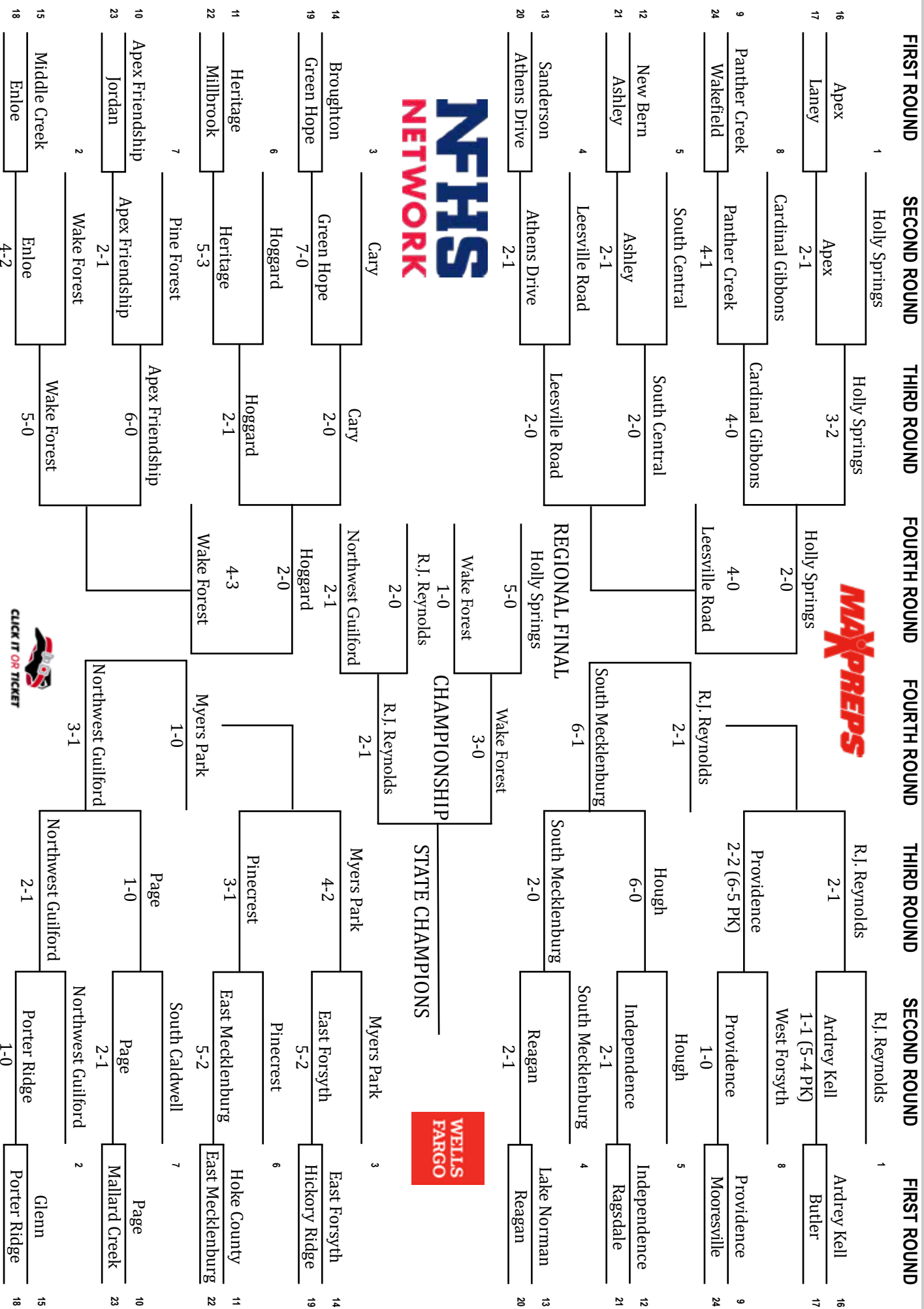
APPROVED GAME BALL

LEARN MORE AT WILSON.COM

© 2017 Wilson Sporting Goods Co.



2019 4A Men's Soccer Championship Bracket





WAKE FOREST COUGARS

Location: Wake Forest, NC
 Conference: Northern 4A
 Colors: Red & Blue
 Principal: Patti Hamler
 Athletic Director: Mike Joyner
 Head Coach: Rick Pittarelli
 Assistant(s): Elias Zaytoun
 Non-Player Bench: Maryn Cochran,
 Becca Jones, Brittany Sparkles,
 Nathan Cochran, & Mutugi Nyota
 Record: 20-1-2 (10-0)



Wake Forest 2019 Schedule & Results

8/21	@ Green Hope	1 - 0 (W)
8/23	E.A. Laney	4 - 0 (W)
8/26	Garner	4 - 0 (W)
8/28	Apex Friendship	3 - 1 (W)
9/4	@ Leesville Road	2 - 2 (T)
9/9	@ Clayton	2 - 2 (T)
9/14	Cardinal Gibbons	0 - 0 (L)
9/16	West Johnston	3 - 0 (W)
9/18	Knightdale*	2 - 1 (W)
9/23	@ Corinth Holders*	4 - 2 (W)
9/25	Rolesville*	4 - 0 (W)
10/1	@ Wakefield*	3 - 0 (W)
10/3	Heritage*	3 - 2 (W)
10/7	@ Knightdale*	9 - 0 (W)
10/10	Corinth Holders*	7 - 0 (W)
10/14	@ Rolesville*	4 - 0 (W)
10/16	Wakefield*	2 - 1 (W)
10/21	@ Heritage*	2 - 2 (W)
10/28	Knightdale**	9 - 1 (W)
11/9	Enloe#	5 - 0 (W)
11/13	Apex Friendship#	4 - 3 (W)
11/16	Hoggard#	1 - 0 (W)
11/19	Holly Springs#	3 - 0 (W)

2019 Roster

#	Name	YR	HT	WT	POS
0	Connor Kitson	JR	6' 2"	185	GK
1	Colin Glasgow	JR	6' 3"	175	GK
2	Austin Talmadge	JR	5' 10"	140	D
3	Abdoulie Sanneh	SR	6' 4"	180	D
4	Bryan Marshall	SR	6' 3"	165	D
5	Jay Coleman	SR	5' 11"	160	M
6	Patrick Page	SR	5' 9"	135	D
7	Justin Palmer	SR	5' 11"	140	M
8	Jake Smith	JR	5' 10"	140	M
9	Adrian Valle	JR	5' 5"	150	F
10	Chris Guccio	SR	5' 11"	150	M
11	Chris Steg	JR	5' 10"	165	F
13	Ryan Pitz	SR	5' 11"	150	D
14	Christian Oropeza	SR	5' 6"	135	M
15	Reed Hagan	SR	6' 1"	155	D
16	James Holmes	JR	6' 4"	180	F
17	Luis Dorta	SR	5' 6"	130	M
18	Andrew Conroy	SR	5' 9"	140	D
19	Yael Castillo	JR	6' 1"	159	M
20	Ian Dudley	SR	5' 8"	130	D
21	Grant Stuart	JR	5' 11"	140	D
22	Khalil Gueye	SR	6' 1"	140	M
23	Josh Rutland	SO	5' 10"	140	M
24	Nelson Thompson	JR	6' 0"	150	D
25	Drew Frazier	SO	6' 3"	165	F
26	Juan Henao	SR	5' 7"	170	F

*Roster information provided by school

R.J. REYNOLDS DEMONS



Location: Winston-Salem, NC
 Conference: Central Piedmont 4A
 Colors: Black & Gold
 Principal: Dr. Lesley Alexander
 Athletic Director: Brad Fisher
 Head Coach: Antonio Sabio
 Assistant(s): Thomas Moore, & Joe Olsen
 Non-Player Bench: Brooke Corley, Mack Dyn, Mike Thelen, Matt Currin, & Chris Warren
 Record: 19-2-1 (10-0)

2019 Roster

#	Name	YR	HT	WT	POS
0	Noah Gottlieb	SR	6' 3"	165	GK
1	Dagan Morales	SR	5' 7"	145	GK
2	Owen Petersen	JR	5' 8"	150	M
3	Hugh Bray	SR	6' 2"	185	D
4	Emory Wilson	SR	5' 11"	145	M
5	Jairo Medel	FR	5' 7"	135	D/M
6	Ross Ogburn	SR	6' 1"	160	D
8	Luis Medel	JR	5' 8"	145	F/M
9	Aldiar Anica-Hernandez	SR	5' 8"	145	M
11	James Wilson	SR	6' 3"	155	M
12	Bryant Bracamontes	SR	5' 10"	145	M
13	Edwin Meza	SR	5' 9"	150	F/M
14	Pleh Reh	SO	5' 10"	155	D/M
15	Carlos Moradel	SO	5' 9"	165	F
16	Sebastian Rios	JR	5' 9"	145	F/M
17	Roberto Dominguez	SR	5' 11"	165	D
18	Jack Doherty	SR	6' 3"	170	D
19	Christopher Marshall	SR	5' 11"	150	F
20	Oran Joyner	SR	5' 10"	165	D
21	Logan Thelen	JR	6' 0"	165	D
22	Reille Absher	JR	5' 9"	163	D
23	Owen Fitzgerald	JR	5' 11"	160	M
24	Jack Holbrook	SR	5' 11"	145	D

*Roster information provided by school

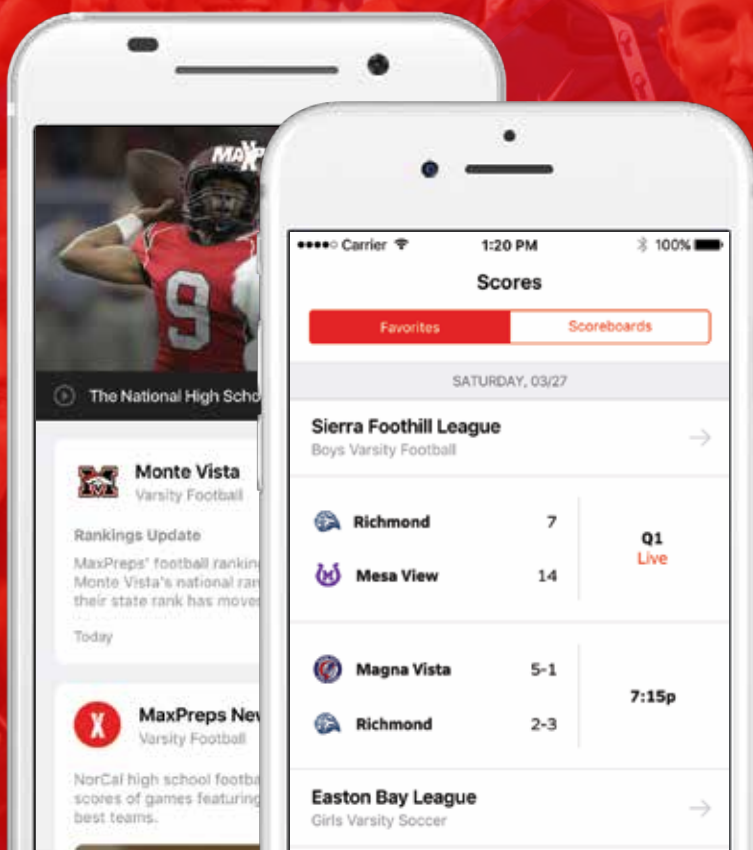
R.J. Reynolds 2019 Schedule & Results

8/20	@ Carlisle (VA)	5 - 0 (W)
8/24	Heritage	1 - 1 (T)
8/27	Hough	2 - 1 (W)
9/5	@ Mount Tabor	0 - 1 (L)
9/10	@ Wesleyan Christian (NC)	3 - 1 (W)
9/12	@ Cardinal Gibbons	1 - 4 (L)
9/17	@ Grimsley	6 - 0 (W)
9/19	Northwest Guilford	4 - 3 (W)
10/1	@ Davie*	8 - 0 (W)
10/3	Ronald Reagan*	5 - 1 (W)
10/7	West Forsyth*	3 - 1 (W)
10/10	Glenn*	2 - 0 (W)
10/15	@ East Forsyth*	1 - 0 (W)
10/17	Davie*	7 - 0 (W)
10/22	@ Ronald Reagan*	4 - 1 (W)
10/24	@ West Forsyth*	4 - 0 (W)
10/28	Glenn*	3 - 1 (W)
10/29	East Forsyth*	1 - 0 (W)
11/9	Ardrey Kell#	2 - 1 (W)
11/13	Providence#	2 - 1 (W)
11/16	South Mecklenburg#	2 - 0 (W)
11/19	Northwest Guilford#	2 - 1 (W)

MAXPREPS

America's Source for High School Sports

OFFICIAL STATISTICIAN AND DIGITAL MEDIA PARTNER OF THE
NORTH CAROLINA HIGH SCHOOL ATHLETIC ASSOCIATION



App for Fans

- **Get Live Updates**
- **Provide Scores For Any Game**
- **Follow Your Favorite Teams**
- **View Rankings, Videos & More**



Coaches: Visit www.maxpreps.com/join to learn more and gain access to your team.



MEN'S SOCCER STATE CHAMPIONSHIP RESULTS



OPEN CLASSIFICATION

1927	Winston-Salem	RECORDS NOT AVAILABLE FROM 1939-1965		1977	Page & Sanderson (Co-Champ)
1928	Winston-Salem	1966	Camp Lejeune	1978	Sanderson
1929	RECORDS NOT AVAILABLE	1967	Fayetteville	1979	Page & Sanderson (Co-Champ)
1930	RECORDS NOT AVAILABLE	1968	East Mecklenburg	1980	Page
1931	Jamestown	1969	East Mecklenburg	1981	Sanderson
1932	Lewisville	1970	Independence	1982	Sanderson
1933	Lewisville	1971	South Mecklenburg	1983	Chapel Hill
1934	Mineral Springs	1972	Chapel Hill	1984	Sanderson
1935	Mineral Springs	1973	Ben Lippen (non-NCHSAA)	1985	Sanderson
1936	Kernersville	1974	Chapel Hill		
1937	Kernersville	1975	Ben Lippen (non-NCHSAA)		
1938	Jamestown	1976	Ben Lippen (non-NCHSAA)		

PLAY WENT TO TWO CLASSIFICATIONS IN 1986

4A	3A
1986 Sanderson	Charlotte Catholic
1987 Athens Drive	Charlotte Catholic

PLAY WENT TO THREE CLASSIFICATIONS IN 1988

4A	3A	1A/2A
1988 Sanderson	High Point Central	White Oak
1989 Sanderson	South Iredell	Mooreville
1990 Durham Jordan	T.W. Andrews	Swansboro
1991 Page	Ragsdale	Mooreville
1992 Providence	Western Guilford	Charlotte Catholic
1993 Athens Drive	Ragsdale	North Stanly
1994 Millbrook	South Iredell	Southwest Guilford
1995 Providence	Ragsdale	Swansboro
1996 Sanderson	Wake Forest-Rolesville	Swansboro
1997 Leesville Road	White Oak	Elkin
1998 Cary	White Oak	Swansboro
1999 Leesville Road	R-S Central	Swansboro
2000 Providence	Asheville	Swansboro

PLAY WENT TO FOUR CLASSIFICATIONS IN 1988

4A	3A	2A	1A
2001 Durham Jordan	Hickory	Charlotte Catholic	Polk County
2002 Mount Tabor	T.C. Roberson	Swansboro	Lejeune
2003 Athens Drive	T.C. Roberson	Charlotte Catholic	Polk County
2004 Leesville Road	White Oak	Charlotte Catholic	Jordan-Matthews
2005 Apex	Jacksonville	Wilkes Central	Thomasville
2006 Broughton	Lake Norman	Cardinal Gibbons	Dixon
2007 Broughton	Lake Norman	Newton-Conover	NC Science & Math
2008 Myers Park	Charlotte Catholic	Cardinal Gibbons	Topsail
2009 Page	Marvin Ridge	Shelby	Hendersonville
2010 Durham Jordan	Cardinal Gibbons	Shelby	Hendersonville
2011 Green Hope	Cardinal Gibbons	Salisbury	NC Science & Math
2012 Green Hope	Jacksonville	Cuthbertson	Southwest Onslow
2013 T.C. Roberson	Marvin Ridge	Salisbury	Wallace-Rose Hill
2014 Reagan	Cardinal Gibbons	Newton-Conover	Wallace-Rose Hill
2015 South Mecklenburg	Weddington	Salisbury	Franklin Academy
2016 Green Hope	Marvin Ridge	First Flight	Wallace-Rose Hill
2017 Cardinal Gibbons	Chapel Hill	Newton-Conover	Bishop McGuinness
2018 Green Hope	Chapel Hill	Clinton	Voyager Academy

OPEN CLASSIFICATION RESULTS

YEAR	SITE	CHAMPION		RUNNER-UP		
1977	Page	Page	1	Sanderson	1	(OT-TIE, CO-CHAMPS)
1978	Sanderson	Sanderson	2	East Mecklenburg	1	(OT)
1979	Page	Page	0	Sanderson	0	(OT-TIE, CO-CHAMPS)
1980	Chapel Hill	Page	2	Chapel Hill	1	
1981	Page	Sanderson	5	Page	3	
1982	Sanderson	Sanderson	5	Chapel Hill	1	
1983	Page	Chapel Hill	3	Page	1	
1984	Sanderson	Sanderson	5	R. J. Reynolds	0	
1985	South Mecklenburg	Sanderson	3	South Mecklenburg	0	



MEN'S SOCCER STATE CHAMPIONSHIP RESULTS



4A Championships

YEAR	SITE	CHAMPION		RUNNER-UP		MVP
1986	UNC-Chapel Hill	Sanderson	4	R.J. Reynolds	0	Clark Brisson, Sanderson
1987	Athens Drive	Athens Drive	2	Grimsley	1	Roy Lassiter, Athens Drive
1988	Myers Park	Sanderson	2	Myers Park	1 (OT)	Jeffrey Ammons, Sanderson
1989	Sanderson	Sanderson	3	Grimsley	2	Adam Stone, Sanderson
1990	East Mecklenburg	C. E. Jordan	2	East Mecklenburg	1 (4-3 PK)	Dax Hill, Jordan
1991	Sanderson	Page	3	Sanderson	2	Richie Weber, Page
1992	Providence	Providence	4	Sanderson	1	Scott Thomas, Providence
1993	NC State	Athens Drive	3	Grimsley	2	Brian Walker, Athens Drive
1994	NC State	Millbrook	2	Page	1	Andy Crawford, Millbrook
1995	NC State	Providence	5	Millbrook	1	Jeff Ream, Providence
1996	NC State	Sanderson	5	East Mecklenburg	0	Mike Bucy, Sanderson
1997	NC State	Leesville Road	4	Mount Tabor	0	Josh Dickens, Leesville Road
1998	NC State	Cary	3	North Mecklenburg	2	Ben Eilers, Cary
1999	NC State	Leesville Road	3	Mount Tabor	2	McNeil Cronin, Mount Tabor
2000	NC State	Providence	6	Apex	0	Matt Simcox, Providence
2001	NC State	C.E. Jordan	4	Green Hope	3	Juan Martinez-Alba, Jordan
2002	SAS Stadium, Cary	Mount Tabor	2	Millbrook	1 (sd OT)	Patrick Ayers, Mount Tabor
2003	SAS Stadium, Cary	Athens Drive	2	Myers Park	1 (OT)	Jonathan Bui, Athens Drive
2004	SAS Stadium, Cary	Leesville Road	1	East Mecklenburg	0	Kevin Lyons, Leesville Road
2005	SAS Stadium, Cary	Apex	2	North Mecklenburg	1	Matt Betts, Apex
2006	SAS Stadium, Cary	Broughton	2	North Mecklenburg	1 (4-3, PK)	Will Mackvick, Broughton
2007	WRAL Center, Raleigh	Broughton	3	Grimsley	2 (OT)	Brandon Haynes, Broughton
2008	Dail Stadium, NCSU	Myers Park	4	New Hanover	3	Justin Davis, Myers Park
2009	WakeMed Stad., Cary	Page	4	Green Hope	0	Rob Lovejoy, Page
2010	Dail Stadium, NCSU	C.E. Jordan	2	Myers Park	0	Bryan Roque, Jordan
2011	WakeMed Stad., Cary	Green Hope	2	Myers Park	1 (OT)	Rodrigo Ortiz, Green Hope
2012	Dail Stadium, NCSU	Green Hope	2	Myers Park	0	Sam Bisette, Green Hope
2013	Dail Stadium, NCSU	T.C. Roberson	2	Sanderson	1	Austin Stamey, T.C. Roberson
2014	Dail Stadium, NCSU	Ronald Reagan	1	Broughton	0	Ethan Wells, Reagan
2015	Dail Stadium, NCSU	South Mecklenburg	2	Laney	0	Marco Garcia, South Mecklenburg
2016	Dail Stadium, NCSU	Green Hope	3	Providence	0	Zach Curtis, Green Hope
2017	Dail Stadium, NCSU	Cardinal Gibbons	2	Hough	1	Jackson Hollenbach, C. Gibbons
2018	Dail Stadium, NCSU	Green Hope	4	Myers Park	1	Sam Durand, Green Hope

3A Championships (1A/2A/3A Combined 1986 & 1987)

YEAR	SITE	CHAMPION		RUNNER-UP		MVP
1986	UNC-Chapel Hill	Charlotte Catholic	2	Swansboro	0	
1987	Charlotte Catholic	Charlotte Catholic	1	High Point Central	0	
1988	High Point Central	High Point Central	2	Enka	1	Bill Mayer, High Point Central
1989	Hibriten	South Iredell	3	Hibriten	0	Mike Cummings, South Iredell
1990	T. W. Andrews	T. W. Andrews	2	South Iredell	0	Brian Perryman, HP Andrews
1991	South Iredell	Ragsdale	6	South Iredell	2	Dan Alfare, Ragsdale
1992	Western Guilford	Western Guilford	2	T. C. Roberson	1	Luke Jamroz & Troy Frederickson (Co-MVP's) Western Guilford
1993	NC State	Ragsdale	4	T. C. Roberson	3	Wes Miller, Ragsdale
1994	NC State	South Iredell	2	Ragsdale	1	Bobby Cummings, South Iredell
1995	NC State	Ragsdale	1	Parkwood	0 (3-2 PK)	Kenny Gregson, Ragsdale
1996	NC State	Wake Forest-Rolesville	3	T.C. Roberson	1	Adam Bostic, WF-Rolesville
1997	NC State	White Oak	3	Hickory	2	Chris Brammer, White Oak
1998	NC State	White Oak	4	Trinity	1	Mike Stroff, White Oak
1999	NC State	R-S Central	3	Southwest Guilford	1	Will Matthews, R-S Central
2000	NC State	Asheville	1	East Chapel Hill	0	Coleman Hall, Asheville
2001	NC State	Hickory	5	Walter Williams	3 (OT)	Graham Auten, Hickory
2002	Broughton, Raleigh	T.C. Roberson	2	White Oak	0	Brian Fitzmaurice, T.C. Roberson
2003	SAS Stadium, Cary	T.C. Roberson	4	White Oak	0	Caleb Alexander, T.C. Roberson
2004	SAS Stadium, Cary	White Oak	3	Asheville	2	Devan Carroll, White Oak
2005	SAS Stadium, Cary	Jacksonville	2	Mooresville	1 (4-2 PK)	Adam Cunningham, Jacksonville
2006	SAS Soccer Park, Cary	Lake Norman	1	Jacksonville	0 (sd OT)	Allen Lomax, Lake Norman
2007	WRAL Center, Raleigh	Lake Norman	4	Wilson Fike	2 (OT)	Matt Foxx, Lake Norman
2008	Dail Stadium, NCSU	Charlotte Catholic	1	Jacksonville	0	Sutton Porter, Charlotte Catholic
2009	WakeMed Stadium, Cary	Marvin Ridge	2	Chapel Hill	1 (sdOT)	Matt Risher, Marvin Ridge
2010	Dail Stadium, NCSU	Cardinal Gibbons	2	Hickory	1	Josh Schramme, Cardinal Gibbons
2011	WakeMed Stadium, Cary	Cardinal Gibbons	3	Charlotte Catholic	1	Ade Taiwo, Cardinal Gibbons
2012	Dail Stadium, NCSU	Jacksonville	2	Hickory	1 (OT)	Chris Tziatzos, Jacksonville
2013	Dail Stadium, NCSU	Marvin Ridge	6	Jacksonville	5	Kyle Enoch, Marvin Ridge
2014	Dail Stadium, NCSU	Cardinal Gibbons	5	Fred T. Foard	0	Cooper Duplantis, Cardinal Gibbons
2015	Dail Stadium, NCSU	Weddington	2	Lee County	0	Mitchell Van Dyne, Weddington
2016	Dail Stadium, NCSU	Marvin Ridge	1	Chapel Hill	0	Brandon Young, Marvin Ridge
2017	Dail Stadium, NCSU	Chapel Hill	2	A.C. Reynolds	0	Ryan Smith, Chapel Hill
2018	Dail Stadium, NCSU	Chapel Hill	1	Marvin Ridge	0	Kalvin Matishack, Chapel Hill



MEN'S SOCCER STATE CHAMPIONSHIP RESULTS



2A Championships (1A & 2A Combined 1988-2000)

YEAR	SITE	CHAMPION		RUNNER-UP		MVP
1988	White Oak	White Oak	3	Mooreville	0	Corey Taylor, White Oak
1989	Mooreville	Mooreville	2	Swansboro	0	Matt Touchton, Mooreville
1990	Swansboro	Swansboro	1	Charlotte Catholic	0 (OT)	Josh Hopfer, Swansboro
1991	Mooreville	Mooreville	1	Swansboro	0	Rob Hancock, Mooreville
1992	Swansboro	Charlotte Catholic	1	Swansboro	0	Brendan O'Donnell, Char. Catholic
1993	Broughton	North Stanly	2	Southwest Guilford	0	Ben Parry, North Stanly
1994	Broughton	Southwest Guilford	2	Charlotte Catholic	0	Nathan Stevens, SW Guilford
1995	NC State	Swansboro	4	Charlotte Catholic	1	Sean Hawley, Swansboro
1996	NC State	Swansboro	2	Charlotte Catholic	0	Bryan Salmons, Swansboro
1997	NC State	Elkin	2	Western Alamance	1	Kenneth Byrd, Elkin
1998	NC State	Swansboro	2	Charlotte Catholic	1 (OT)	Joey Ellington, Swansboro
1999	NC State	Swansboro	4	Charlotte Catholic	0	Joey Ellington, Swansboro
2000	NC State	Swansboro	2	Charlotte Catholic	0	Ben Lucas, Swansboro
2001	NC State	Charlotte Catholic	1	Swansboro	0 (5-3 PK)	Aaron Blais, Charlotte Catholic
2002	SAS Stadium, Cary	Swansboro	4	Charlotte Catholic	1	Chris Mobley, Swansboro
2003	SAS Stadium, Cary	Charlotte Catholic	3	Swansboro	0	Kevin Penrose, Charlotte Catholic
2004	SAS Stadium, Cary	Charlotte Catholic	2	Swansboro	1	Andrew Immel, Char. Catholic
2005	SAS Stadium, Cary	Wilkes Central	4	Cardinal Gibbons	3	Kevin Mazariegos, Wilkes Cent.
2006	SAS Soccer Park, Cary	Cardinal Gibbons	6	Mount Pleasant	3	Seph Babbington, Car. Gibbons
2007	WRAL Center, Raleigh	Newton-Conover	1	Cardinal Gibbons	0	Bryan George, Newton-Conover
2008	Dail Stadium, NCSU	Cardinal Gibbons	5	Shelby	0	Daniel Montero, Card. Gibbons
2009	WakeMed Stadium, Cary	Shelby	2	Northwood	1	Jerry Zeller, Shelby
2010	Dail Stadium, NCSU	Shelby	3	East Duplin	2 (7-6 PK)	Seth Crow, Shelby
2011	WakeMed Stadium, Cary	Salisbury	3	Carrboro	2 (sdOT)	Emmy Turcios, Salisbury
2012	Dail Stadium, NCSU	Cuthbertson	4	Carrboro	1	Thomas Vigdor, Cuthbertson
2013	Dail Stadium, NCSU	Salisbury	2	First Flight	1	Bobby Cardelle, Salisbury
2014	Dail Stadium, NCSU	Newton-Conover	2	First Flight	0	Francisco Tapia, Newton-Conover
2015	Dail Stadium, NCSU	Salisbury	3	Washington	0	Landon Goodman, Salisbury
2016	Dail Stadium, NCSU	First Flight	4	Chase	0	Tommy Scott, First Flight
2017	Dail Stadium, NCSU	Newton-Conover	1	First Flight	0	Francisco Tapia, Newton-Conover
2018	Dail Stadium, NCSU	Clinton	2	Newton-Conover	1	Parker Norris, Clinton

1A Championships

YEAR	SITE	CHAMPION		RUNNER-UP		MVP
2001	NC State	Polk County	3	Durham School of Arts	0	Matthew Corn, Polk County
2002	SAS Stadium, Cary	Lejeune	2	Albemarle	1 (7-6 PK)	David Perez, Lejeune
2003	SAS Stadium, Cary	Polk County	2	Dixon	1	Trabert Allen, Polk County
2004	SAS Stadium, Cary	Jordan-Matthews	2	Lejeune	0	Octavio Hernandez, J-Matthews
2005	SAS Stadium, Cary	Thomasville	4	Manteo	3 (sd OT)	Walter Cruz, Thomasville
2006	SAS Soccer Park, Cary	Dixon	3	Polk County	1	Justin Oliver, Dixon
2007	WRAL Center, Raleigh	N.C. Science & Math	1	East Montgomery	0	Ken Addison, NCSSM
2008	Dail Stadium, NCSU	Topsail	3	Albemarle	0	Candon Rusin, Topsail
2009	WakeMed Stadium, Cary	Hendersonville	3	Dixon	0	Brayan Aguirre, Hendersonville
2010	Dail Stadium, NCSU	Hendersonville	5	N.C. Science & Math	0	Brayan Aguirre, Hendersonville
2011	WakeMed Stadium, Cary	N.C. Science & Math	4	Hendersonville	0	Ibukun Ademoyero, NCSSM
2012	Dail Stadium, NCSU	Southwest Onslow	2	Lake Norman Charter	0	Nicholas Matics, SW Onslow
2013	Dail Stadium, NCSU	Wallace-Rose Hill	3	North Moore	2 (4-3 PK)	Viktor Hansson, Wallace-RH
2014	Dail Stadium, NCSU	Wallace-Rose Hill	3	East Surry	1	Kenny Sevilla, Wallace-Rose Hill
2015	Dail Stadium, NCSU	Franklin Academy	3	C.S. of Davidson	1	Nick Hughes, Franklin Academy
2016	Dail Stadium, NCSU	Wallace-Rose Hill	3	Bishop McGuinness	1	Victor Espinoza, Wallace-RH
2017	Dail Stadium, NCSU	Bishop McGuinness	2	Franklin Academy	0	Brad Standen, Bishop McGuinness
2018	Dail Stadium, NCSU	Voyager Academy	2	C.S. of Davidson	1 (sd OT)	Cole Scarantino, Voyager Academy



MEN'S SOCCER STATE CHAMPIONSHIP APPEARANCES



Class	School	App.	W	L	T	%	Last App.	Class	School	App.	W	L	T	%	Last App.
1	Albemarle	2	0	2	0	.000	2008	4	New Hanover	1	0	1	0	.000	2008
3	Andrews, T.W.	1	1	0	0	1.000	1990	2	Newton-Conover	4	3	1	0	.750	2017
4	Apex	2	1	1	0	.500	2005	1	N.C. Science & Math	3	2	1	0	.667	2011
4,3	Asheville	2	1	1	0	.500	2004	4	N. Mecklenburg	3	0	3	0	.000	2006
4	Athens Drive	3	3	0	0	1.000	2003	1	North Moore	1	0	1	0	.000	2013
1	Bis. McGuinness	2	1	1	0	1.000	2017	1/2	North Stanly	1	1	0	0	1.000	1993
4	Broughton	3	2	1	0	.667	2014	2	Northwood	1	0	1	0	.000	2009
2, 3	Cardinal Gibbons	8	6	2	0	.714	2017	4	Page	8	3	3	2	.500	2009
2	Carrboro	2	0	2	0	.000	2012	3	Parkwood	1	0	1	0	.000	1995
4	Cary	1	1	0	0	1.000	1998	1	Polk County	3	2	1	0	.667	2006
4,3	Chapel Hill	7	3	4	0	.429	2018	4	Porter Ridge	1	0	1	0	.000	2016
1/2,2,3	Charlotte Catholic	17	7	9	0	.438	2011	4	Providence	3	3	0	0	1.000	2000
2	Chase	1	0	1	0	.000	2016	4	Reagan, Ronald	1	1	0	0	1.000	2014
2	Clinton	1	1	0	0	1.000	2017	3	A.C. Reynolds	1	0	1	0	.000	2017
1	C..S. of Davidson	2	0	2	0	.000	2017	4	R.J. Reynolds	2	0	2	0	.000	1986
2	Cuthbertson	1	1	0	0	1.000	2012	3	Ragsdale	4	3	1	0	.750	1995
1	Dixon	3	1	2	0	.333	2009	3,4	Roberson, T.C.	6	3	3	0	.500	2013
1	Durham Sch. Arts	1	0	1	0	.000	2001	3	R-S Central	1	1	0	0	1.000	1999
2	East Duplin	1	0	1	0	.000	2010	2	Salisbury	3	3	0	0	1.000	2015
4	East Mecklenburg	4	0	4	0	.000	2004	4	Sanderson	14	9	3	2	.714	2013
1	East Montgomery	1	0	1	0	.000	2007	2	Shelby	3	2	1	0	.667	2010
3	East Chapel Hill	1	0	1	0	.000	2000	3	South Iredell	4	2	2	0	.500	1994
1	East Surry	1	0	1	0	.000	2014	4	S. Mecklenburg	2	1	1	0	.500	2015
1/2	Elkin	1	1	0	0	1.000	1997	3,1/2	SW Guilford	3	1	2	0	.333	1999
3	Enka	1	0	1	0	.000	1988	1/2, 2	SW Onslow	1	1	0	0	1.000	2012
2	First Flight	4	1	3	0	.250	2017	1/2, 2	Swansboro	14	7	7	0	.500	2004
3	Fike, Ralph L.	1	0	1	0	.000	2007	1	Thomasville	1	1	0	0	1.000	2005
3	Foard, Fred T.	1	0	1	0	.000	2014	1	Topsail	1	1	0	0	1.000	2008
1	Franklin Academy	2	1	1	0	.500	2017	3	Trinity	1	0	1	0	.000	1998
4	Green Hope	6	4	2	0	.667	2017	1	Voyager Academy	1	1	0	0	1.000	2018
4	Grimsley	4	0	4	0	.000	2007	3	Wake Forest-(Rol.)	1	1	0	0	1.000	1996
1	Hendersonville	3	2	1	0	.667	2011	1	Wallace-Rose Hill	3	3	0	0	1.000	2016
3	Hibriten	1	0	1	0	.000	1989	2	Washington	1	0	1	0	.000	2015
3	Hickory	4	1	3	0	.250	2012	3	Weddington	1	1	0	0	1.000	2015
3	High Point Central	1	1	0	0	1.000	1988	1/2	Western Alamance	1	0	1	0	.000	1997
4	Hough	1	0	1	0	.000	2017	3	Western Guilford	1	1	0	0	1.000	1992
3	Jacksonville	5	2	3	0	.400	2013	3, 1/2	White Oak	6	4	2	0	.667	2004
4	Jordan, C.E.	3	3	0	0	1.000	2010	2	Wilkes Central	1	1	0	0	1.000	2005
1	Jordan-Matthews	1	1	0	0	1.000	2004	3	Williams, Walter	1	0	1	0	.000	2001
3	Lake Norman	2	2	0	0	1.000	2007	*2 years with co champs due to ties before OT mandatory*							
1	Lake Norman Ch.	1	0	1	0	.000	2012								
4	Laney	1	0	1	0	.000	2015								
3	Lee Senior	1	0	1	0	.000	2015								
4	Leesville Road	3	3	0	0	1.000	2004								
1	Lejeune	2	1	1	0	.500	2004								
1	Manteo	1	0	1	0	.000	2005								
3	Marvin Ridge	4	3	1	0	.750	2017								
4	Millbrook	3	1	2	0	.333	2002								
1/2, 3	Mooreville	4	2	2	0	.500	2005								
2	Mount Pleasant	1	0	1	0	.000	2006								
4	Mount Tabor	3	1	2	0	.333	2002								
4	Myers Park	7	1	6	0	.143	2017								



MEN'S SOCCER STATE CHAMPIONSHIPS

Champions, Records, Head Coach & Conference



Open and 4A Champions

Year	State Champion	Record	Head Coach	Conference
1977	Greensboro Page (tie)	12-2-1	Zack Osborne	Division 8
	Raleigh Sanderson (tie)	14-1-3	Bob Catapano	Division 5
1978	Raleigh Sanderson	19-2	Bob Catapano	Division 5
1979	Greensboro Page (tie)	17-1-2	Zack Osborne	Division 8
	Raleigh Sanderson (tie)	18-1-1	Bob Catapano	Division 5
1980	Greensboro Page	20-1	Zack Osborne	Division 8
1981	Raleigh Sanderson	19-1	Bob Catapano	Cap Eight
1982	Raleigh Sanderson	18-2-2	Bob Catapano	Cap Eight
1983	Chapel Hill		Larry Bosc	Big Six
1984	Raleigh Sanderson	20-0-1	Bob Catapano	Cap Eight
1985	Raleigh Sanderson	21-0	Bob Catapano	Cap Nine
1986	Raleigh Sanderson	22-0-1	Bob Catapano	Cap Nine
1987	Raleigh Athens Drive	18-6-1	Greg Welsh	Cap Nine
1988	Raleigh Sanderson	20-2-3	Bob Catapano	Cap Nine
1989	Raleigh Sanderson	23-1	Bob Catapano	Cap Five
1990	Durham Jordan	21-3-3	Steve Turner	PAC-Six
1991	Greensboro Page	24-1-1	Zack Osborne	Metro
1992	Charlotte Providence	24-1-1	Bob Bowen	Southwestern
1993	Raleigh Athens Drive	21-2-2	Greg Welsh	Cap Seven
1994	Raleigh Millbrook	21-5	Danny Wilkins	Cap Seven
1995	Charlotte Providence	20-6	Bob Bowen	Southwestern
1996	Raleigh Sanderson	20-1-1	Bob Catapano	Cap Seven
1997	Raleigh Leesville Road	23-5-1	Paul Dinkenor	Cap Eight
1998	Cary	21-3-2	Dick Berry	Tri-Seven
1999	Raleigh Leesville Road	27-0-1	Paul Dinkenor	Cap Eight
2000	Charlotte Providence	22-1-3	Bob Bowen	Southwestern
2001	Durham Jordan	23-2-2	Steve Turner	PAC-Six
2002	W-Salem Mount Tabor	22-0-4	Keith Donnelly	Metro
2003	Raleigh Athens Drive	22-2-3	Chris Barefoot	Cap Six
2004	Raleigh Leesville Road	16-6-2	Jeff Costa	Cap Six
2005	Apex	23-0-1	Kevin Todd	Tri Seven
2006	Raleigh Broughton	26-1	Izzy Hernandez	Cap Seven
2007	Raleigh Broughton	28-0-1	Izzy Hernandez	Cap Seven
2008	Charlotte Myers Park	25-0	Bucky McCarley	Southwestern
2009	Greensboro Page	22-0-2	Mohamed Jaziri	Metro
2010	Durham Jordan	25-0	Steve Turner	PAC-Six
2011	Cary Green Hope	25-1	Andrew Chadwick	Tri-Nine
2012	Cary Green Hope	24-2	Richard Huxford	Tri-Nine
2013	Asheville T.C. Roberson	27-0-2	Rob Wilcher	Mountain Athletic
2014	Pfafftown Ronald Reagan	25-3	Paul Hicks	Central Piedmont
2015	South Mecklenburg	23-0-2	Eric White	So Meck 8
2016	Green Hope	28-1	David Corsbie	Southwest Wake
2017	Cardinal Gibbons	23-0-2	Tim Healy	Cap Seven
2018	Green Hope	23-2-1	David Corsbie	Triangle Six



MEN'S SOCCER STATE CHAMPIONSHIPS

Champions, Records, Head Coach & Conference



3A Champions

Year	State Champion	Record	Head Coach	Conference
1986	Charlotte Catholic	21-1	Bill Finneyfrock	Piedmont Soccer
1987	Charlotte Catholic		Bill Finneyfrock	Piedmont Soccer
1988	High Point Central	20-3-1	Pete Chumbley	Tri-County
1989	South Iredell	19-2-1	Greg Crowley	Foothills
1990	High Point Andrews	20-0-3	Sandy Dalton	Piedmont Athletic
1991	Jamestown Ragsdale	20-5-1	Brien Braswell	Piedmont Athletic
1992	Western Guilford	23-3-2	George Kennedy	Triad
1993	Jamestown Ragsdale	23-2-1	Brien Braswell	Mid Piedmont
1994	South Iredell	17-4-3	Alan Hutchens	Foothills
1995	Jamestown Ragsdale	20-3-3	Brien Braswell	Mid Piedmont
1996	Wake Forest-Rolesville	21-2-2	Chuck Hess	Triangle
1997	Jacksonville White Oak	24-3-1	Jerry Riggs	Coastal
1998	Jacksonville White Oak	23-2-2	Jerry Riggs	Coastal
1999	R-S Central	26-3	Rich Dominguez	Southwestern
2000	Asheville	26-0-1	Mike Flowe	Mountain Athletic
2001	Hickory	25-2-2	Steve Morgan	Southwestern Foothills
2002	T.C. Roberson	28-0	Rob Wilcher	Mountain Athletic
2003	T.C. Roberson	25-2-1	Rob Wilcher	Mountain Athletic
2004	Jacksonville White Oak	16-6-1	Buddy Carroll	Mideastern
2005	Jacksonville	16-7-1	David Miller	Mideastern
2006	Lake Norman	27-0	Dane Perry	North Piedmont
2007	Lake Norman	29-0	Jon Mertes	North Piedmont
2008	Charlotte Catholic	24-1-1	Oscar Del Pino	Queen City
2009	Marvin Ridge	22-2-1	Ray Fumo	Southern Carolina
2010	Cardinal Gibbons	23-1-2	Tim Healy	Carolina Six
2011	Cardinal Gibbons	24-2-1	Tim Healy	Carolina Six
2012	Jacksonville	26-1	David Miller	Coastal
2013	Marvin Ridge	22-1-1	Jason Zak	Southern Carolina
2014	Cardinal Gibbons	23-2-1	Tim Healy	Big Eight
2015	Weddington	20-1-2	Powell Williams	Southern Carolina
2016	Marvin Ridge	24-3	Jason Zak	Southern Carolina
2017	Chapel Hill	23-4-1	Jason Curtis	Big Eight
2018	Chapel Hill	22-3-1	Jason Curtis	Big Eight



MEN'S SOCCER STATE CHAMPIONSHIPS

Champions, Records, Head Coach & Conference



1A/2A Champions

Year	State Champion	Record	Head Coach	Conference
1988	Jacksonville White Oak	23-3-1	Colon Ballance	East Central
1989	Mooreville	17-2-2	Steve Stith	Southern District 7
1990	Swansboro	26-0-1	Bob Vroom	Coastal Plains
1991	Mooreville	23-3	Steve Stith	Southern District 7
1992	Charlotte Catholic	26-0	Don Downs	Rocky River
1993	North Stanly	19-1-1	Bob Parry	Yadkin Valley
1994	Southwest Guilford	18-6-3	Michael Thorn	Mid-State
1995	Swansboro	24-3-1	Bob Vroom	Coastal Plains
1996	Swansboro	17-6-2	Bob Vroom	Coastal Plains
1997	Elkin	18-4	Bob Arthur	Northwest
1998	Swansboro	22-3-2	Bob Vroom	East Central
1999	Swansboro	23-0-1	Bob Vroom	East Central
2000	Swansboro	23-1-3	Bob Vroom	East Central

2A Champions

Year	State Champion	Record	Head Coach	Conference
2001	Charlotte Catholic	21-3-2	Gary Hoilett	Rocky River
2002	Swansboro	26-2	Bob Vroom	East Central
2003	Charlotte Catholic	23-2-1	Gary Hoilett	Rocky River
2004	Charlotte Catholic	24-2-3	Gary Hoilett	Rocky River
2005	Wilkes Central	19-2-1	Michael Sloan	Mountain Valley
2006	Cardinal Gibbons	26-2	Tim Healy	Mid-State
2007	Newton-Conover	22-6	Angelo Palazzi	Catawba Valley
2008	Cardinal Gibbons	24-2-2	Tim Healy	Mid-State
2009	Shelby	23-3-1	David Steeves	South Mountain
2010	Shelby	22-3-2	David Steeves	South Mountain
2011	Salisbury	24-1-1	Matt Parrish	Central Carolina
2012	Cuthbertson	23-3-2	Nelson Garner	Rocky River
2013	Salisbury	27-1	Matt Parrish	Central Carolina
2014	Newton-Conover	26-1	Angelo Palozzi	Southern District 7
2015	Salisbury	27-0-2	Matt Parrish	Central Carolina
2016	First Flight	21-0-2	Juan Ramirez	Northeastern Coastal
2017	Newton-Conover	27-0-2	Angelo Palozzi	South Fork
2018	Clinton	26-1	Brad Spell	East Central

1A Champions

Year	State Champion	Record	Head Coach	Conference
2001	Polk County	17-6-4	Frank Riddlehoover	Southern Foothills
2002	Lejeune	13-11-3	Thomas Lloyd	Coastal Plains
2003	Polk County	19-5	Lennox Charles	Southern Foothills
2004	Jordan-Matthews	21-3-2	Paul Cuadros	Yadkin Valley
2005	Thomasville	17-5-2	Robert Yates	Yadkin Valley
2006	Dixon	14-5-2	Kevin Hicks	Coastal Plains
2007	N.C. Science and Math	19-4-1	Henry Gallagher	Mid-State 1A/2A
2008	Topsail	17-5	Gordon Stanisic	Coastal Plains
2009	Hendersonville	20-4-1	Freddy Oviedo	Western Highlands
2010	Hendersonville	26-2-1	Freddy Oviedo	Western Highlands
2011	N.C. Science and Math	17-2-1	Henry Gallagher	Carolina 12
2012	Southwest Onslow	14-2-2	John Sweeney	Coastal Plains
2013	Wallace-Rose Hill	23-3	Michael Graybar	Four County
2014	Wallace-Rose Hill	26-1	Michael Graybar	Four County
2015	Franklin Academy	22-1-2	John Crosland	North Central Ath
2016	Wallace-Rose Hill	26-4	Michael Graybar	Four County
2017	Bishop McGuinness	19-2-3	Neil Hodges	Northwest
2018	Voyager Academy	22-3-2	Tim Leonard	North Central Ath.



PARTICIPATING SCHOOLS:

COMM. SCHOOL OF DAVIDSON

FIRST FLIGHT

FRANKLINTON

GRAY'S CREEK

HEIDE TRASK

HICKORY RIDGE

HOLMES

JONES

NORTH LINCOLN

SOUTHEAST HALIFAX

NCHSAA Member Schools are competing against each other to see who can raise the most money or food for their local food bank or school food pantry!

UnitedHealthcare is helping to remove health barriers for people in communities by donating and volunteering at local food banks and pantries so their communities have access to nutritious food. UnitedHealthcare is making a difference in millions of ways - one individual and one community at a time.

Visit UHC.com to learn more!



2019 UnitedHealthcare
& NCHSAA

TURKEY BOWL



 UnitedHealthcare®



MEN'S SOCCER ALL-TIME PLAYOFF RECORDS



School	App	W	L	T	Last	School	App	W	L	T	Last	School	App	W	L	T	Last
Albemarle	20	15	20	0	2018	Creswell	1	0	1	0	2016	Heide Trask	7	0	7	0	2017
Alexander Central	12	2	12	0	2016	Croatan	16	9	16	0	2018	Henderson Collegiate	2	1	2	0	2018
Alleghany	1	0	1	0	2016	Cummings	6	0	6	0	2014	Hendersonville	28	41	26	0	2018
Andrews	5	1	5	0	2011	Currituck	19	12	19	0	2018	Heritage	8	8	8	0	2018
Andrews, T.W.	16	12	15	0	2015	Cuthbertson	11	19	10	0	2018	Hertford County	11	0	11	0	2015
Apex	33	42	32	0	2018	Davie County	2	0	2	0	2011	Hibriten	29	38	29	0	2018
Apex Friendship	3	2	3	0	2018	Dixon	29	51	28	0	2018	Hickory	36	64	35	0	2018
Ardrey Kell	12	12	12	0	2018	Draughn, Jimmy C.	4	1	4	0	2016	Hickory Ridge	11	2	11	0	2016
Ashbrook	21	16	21	0	2018	Dudley	2	0	2	0	2016	High Point Central	28	22	28	0	2017
Ashe Central	1	0	1	0	1997	Durham Sch. of Arts	18	25	18	0	2018	Highland Tech	13	6	13	0	2018
Ashe County	14	9	14	0	2018	East Bladen	16	15	16	0	2018	Highlands	21	20	18	0	2018
Asheboro	17	9	17	0	2018	East Burke	8	2	8	0	2018	Hobbtton	13	11	13	0	2018
Asheville	38	53	38	0	2018	East Carteret	12	12	12	0	2018	Hoggard	26	38	26	0	2018
Ashley	14	19	14	0	2018	East Chapel Hill	24	32	24	0	2018	Hoke	13	5	13	0	2018
Athens Drive	24	31	21	0	2018	East Columbus	7	1	7	0	2016	Holly Springs	8	6	8	0	2018
Atkins	11	3	11	0	2018	East Davidson	13	5	13	0	2015	Holmes	17	4	17	0	2018
Avery County	17	12	17	0	2016	East Duplin	14	28	10	0	2018	Hopewell	11	3	11	0	2014
Aycock, C.B.	18	7	18	0	2018	East Forsyth	32	32	32	0	2018	Hough	9	25	9	0	2018
Ayden-Grifton	7	3	7	0	2013	East Gaston	8	0	8	0	2018	Hunt	30	39	30	0	2017
Bandys	10	0	10	0	2018	East Henderson	15	10	15	0	2018	Hunter Huss	12	4	12	0	2018
Bartlett Yancey	7	1	7	0	2013	East Lincoln	15	19	14	0	2018	Independence	10	5	10	0	2018
Bear Grass Charter	4	0	4	0	2016	East Mecklenburg	27	39	27	0	2016	Jacksonville	36	84	33	0	2018
Beddingfield	19	4	19	0	2018	East Montgomery	18	20	18	0	2018	Jamesville	3	0	3	0	2013
Berry Academy	3	1	3	0	2012	East Rowan	3	0	3	0	2011	Jefferson, Thomas	8	16	7	0	2018
Bishop McGuinness	13	30	13	0	2018	East Rutherford	3	0	3	0	2004	Jordan	37	44	34	0	2018
Blue Ridge	12	6	12	0	2018	East Surry	7	8	7	0	2018	Jordan Matthews	18	34	17	0	2018
Brevard	20	12	20	0	2012	East Wake	11	9	11	0	2018	Kenan, James	19	19	19	0	2018
Britt, Jack	17	3	17	0	2017	East Wake Academy	14	9	14	0	2016	Kestrel Heights	3	0	3	0	2016
Broughton	22	44	20	1	2018	East Wilkes	6	0	6	0	2016	Kings Mountain	13	2	13	0	2018
Brown, A.L.	10	4	10	0	2018	Eastern Alamance	20	15	20	0	2018	Kinston	4	1	4	0	2014
Bunker Hill	4	0	4	0	2016	Eastern Guilford	6	2	6	0	2015	Knightdale	6	3	6	0	2018
Bunn	14	6	14	0	2017	Eastern Randolph	8	4	8	0	2017	KIPP Pride	4	0	4	0	2016
Burns	3	0	3	0	2013	Eastern Wayne	16	18	16	0	2014	Lake Norman	18	34	16	0	2018
Butler	10	2	10	0	2017	Elkin	24	27	24	0	2016	Lake Norman Charter	10	19	10	0	2018
Byrd, Douglas	1	0	1	0	1986	Enka	27	20	27	0	2018	Lakewood	5	2	5	0	2016
Camden County	17	13	17	0	2018	Enloe	13	12	13	0	2018	Laney	16	24	16	0	2018
Cape Fear	11	3	11	0	2018	Erwin	9	3	9	0	2018	Langtree Charter	1	2	1	0	2019
Cape Hatteras	22	3	22	0	2018	Falls Lake Academy	2	1	2	0	2018	Ledford	22	21	22	0	2018
Cardinal Gibbons	15	54	9	0	2018	Farmville Central	5	1	5	0	2016	Lee County	16	17	16	0	2018
Carrboro	12	33	12	0	2018	Fike	25	19	25	0	2018	Leesville Road	19	32	16	0	2018
Carson, Jesse	5	5	5	0	2015	First Flight	16	41	15	0	2018	Lejeune	23	17	23	0	2018
Carver	2	1	2	0	2018	Forbush	28	25	28	0	2018	Lexington	14	9	14	0	2018
Cary	19	18	19	0	2018	Forest Hills	17	11	17	0	2018	Lincoln Charter	6	5	6	0	2018
Cedar Ridge	13	7	13	0	2016	Forestview	21	20	21	0	2018	Lincolnton	17	16	17	0	2018
Central Academy	9	14	9	0	2016	Franklin	15	10	15	0	2017	Louisburg	11	5	11	0	2018
Central Cabarrus	20	9	20	0	2018	Franklin Academy	8	24	6	0	2018	Lumberton	23	6	23	0	2017
Central Davidson	10	6	10	0	2018	Franklinton	17	8	17	0	2018	Madison	15	5	15	0	2014
Chapel Hill	40	66	37	1	2018	Fred T. Foard	15	19	15	0	2018	Maiden	4	0	4	0	2017
Charlotte Catholic	35	104	27	0	2018	Freedom	25	14	25	0	2015	Mallard Creek	11	6	10	0	2017
Chase	9	9	9	0	2017	Fuquay-Varina	19	16	19	0	2016	Manteo	26	31	25	0	2018
Chatham Central	1	0	1	0	2014	Garinger	11	5	11	0	2015	Marvin Ridge	14	42	11	0	2018
Chatham Charter	1	1	1	0	2016	Garner	10	3	10	0	2016	McDowell	7	1	7	0	2008
Cherokee	3	0	3	0	2016	Gates	7	1	7	0	2018	McMichael	9	1	9	0	2018
Cherryville	3	0	3	0	2016	Glenn	18	15	17	0	2018	Middle Creek	7	7	7	0	2016
Christ the King	1	4	0	0	2019	Goldsboro	2	0	2	0	2016	Midway	6	1	6	0	2017
Clayton	20	12	20	0	2018	Graham	15	4	15	0	2018	Millbrook	24	34	24	0	2018
Cleveland	8	9	8	0	2018	Granville Central	6	6	6	0	2018	Mitchell	6	1	6	0	2013
Clinton	18	27	18	0	2018	Gray Stone Day	12	8	12	0	2018	Monroe	20	17	20	0	2018
C.S. of Davidson	7	19	7	0	2018	Gray's Creek	15	7	15	0	2018	Montgomery Central	1	0	1	0	2019
Concord	17	13	17	0	2018	Green Hope	20	63	16	0	2018	Mooreville	26	40	23	0	2018
Conley, D.H.	17	11	17	0	2018	Greene Central	14	5	14	0	2018	Morehead	15	1	15	0	2015
Corinth Holders	9	8	9	0	2018	Grimsley	28	42	28	0	2018	Mount Airy	15	16	15	0	2018
Cornerstone Charter	1	1	1	0	2018	Harding	6	1	6	0	2007	Mount Pleasant	14	13	14	0	2015
Cox Mill	9	9	9	0	2018	Harnett Central	24	16	24	0	2015	Mount Tabor	30	37	30	0	2018
Cramer, Stuart	1	0	1	0	2015	Havelock	15	6	15	0	2013	Mountain Heritage	10	8	10	0	2013
Crest	9	3	9	0	2016	Hayesville	12	2	12	0	2018	Mountain Island Ch.	4	4	4	0	2018



MEN'S SOCCER ALL-TIME PLAYOFF RECORDS



School	App	W	L	T	Last	School	App	W	L	T	Last	School	App	W	L	T	Last
Murphy	12	2	12	0	2018	Providence Grove	3	1	3	0	2016	Spring Creek	15	16	15	0	2017
Myers Park	34	78	33	0	2018	Queens Grant	6	7	6	0	2018	St. Pauls	5	0	5	0	2018
NCSSM	26	34	24	0	2018	Ragsdale	25	43	22	0	2018	St. Stephens	19	13	19	0	2017
Nash Central	2	0	2	0	2008	Raleigh Charter	14	22	14	0	2018	Starmount	21	15	21	0	2018
Neuse Charter	1	0	1	0	2013	Randleman	11	5	11	0	2018	Statesville	32	29	32	0	2018
New Bern	31	24	31	0	2018	Reagan	12	11	12	0	2018	Sun Valley	19	2	19	0	2012
New Hanover	25	44	24	0	2018	Red Springs	7	4	7	0	2016	Surry Central	17	30	17	0	2018
Newton-Conover	18	46	15	0	2018	Reidsville	4	1	4	0	2012	Swain County	12	3	12	0	2016
North Brunswick	9	2	9	0	2016	Research Triangle	5	5	5	0	2018	Swansboro	25	92	18	0	2018
North Buncombe	16	6	16	0	2016	Reynolds, A.C.	28	31	28	0	2018	Tarboro	19	6	19	0	2016
North Davidson	19	14	19	0	2018	Reynolds, R.J.	27	30	26	0	2018	Thomasville	17	10	17	0	2018
North Duplin	3	2	3	0	2016	Richlands	24	33	24	0	2017	Topsail	16	21	15	0	2018
North Forsyth	19	16	19	0	2018	Richmond County	19	2	19	0	2018	Trask, Heide	5	1	5	0	2015
North Gaston	3	1	3	0	2017	River Mill Academy	3	0	3	0	2018	Trinity	25	26	23	0	2018
North Henderson	14	6	14	0	2016	Riverside-Durham	17	4	17	0	2018	Triton	8	7	8	0	2011
North Iredell	13	1	13	0	2018	Riverside-Martin	7	3	7	0	2018	Tuscola	13	4	13	0	2017
North Johnston	18	14	18	0	2018	Roanoke Rapids	27	34	27	0	2018	Union	8	6	8	0	2015
North Lenoir	16	4	16	0	2018	Roberson, T.C.	37	72	34	0	2018	Union Academy	8	10	8	0	2018
North Lincoln	6	2	6	0	2018	Robinson, J.M.	14	9	14	0	2017	Union Pines	14	4	14	0	2018
North Mecklenburg	28	32	28	0	2018	Rockingham	5	0	5	0	2015	Uwharrie Charter	1	1	1	0	2019
North Moore	17	22	17	0	2018	Rocky Mount	15	11	15	0	2014	Vance, Zebulon B.	13	4	13	0	2011
North Pitt	8	5	8	0	2017	Rose, J.H.	30	8	30	0	2018	Vance Charter	2	2	2	0	2018
North Rowan	3	0	3	0	2007	Rosewood	17	12	17	0	2018	Vance County	1	0	1	0	2018
Northside-Jax	9	0	9	0	2017	Roxboro Community	3	0	3	0	2015	Voyager Academy	6	8	5	0	2018
Northside-Pinetown	1	0	1	0	2016	R-S Central	18	19	17	0	2016	Waddell, E.E.	2	1	2	0	2010
North Stanly	14	5	13	0	2015	Salisbury	28	51	26	0	2018	Wake Forest(-Roles.)	16	16	14	0	2018
North Stokes	1	0	1	0	2001	Sanderson	40	83	28	2	2018	Wakefield	9	1	9	0	2018
North Surry	4	0	4	0	2018	Sanford, Terry	30	54	30	0	2018	Walkertown	4	3	4	0	2016
North Wilkes	3	0	3	0	2011	Scotland County	12	0	12	0	2010	Wallace-Rose Hill	11	28	8	0	2018
Northeast Guilford	19	13	19	0	2013	Seventy-First	9	2	9	0	2016	Washington	20	17	20	0	2018
Northeastern	20	6	20	0	2018	Shelby	30	44	30	0	2018	Watauga	32	26	32	0	2018
Northern Durham	16	10	16	0	2018	Smith, Ben L.	7	1	7	0	2016	Webb, J.F.	12	2	12	0	2016
Northern Guilford	12	19	11	0	2018	Smith, E.E.	7	3	7	0	1996	Weddington	17	30	16	0	2018
Northern Nash	12	3	12	0	2014	Smithfield-Selma	15	6	15	0	2018	West Bladen	7	1	7	0	2016
Northern Vance	13	3	13	0	2014	Smoky Mountain	22	10	22	0	2018	West Brunswick	21	10	19	0	2018
Northwest Cabarrus	25	17	25	0	2017	South Brunswick	15	6	15	0	2013	West Caldwell	13	10	13	0	2018
Northwest Guilford	32	33	32	0	2018	South Caldwell	5	0	5	0	2018	West Carteret	20	12	20	0	2016
Northwood	26	36	26	0	2016	South Central	5	2	5	0	2008	West Charlotte	10	5	10	0	1994
Oak Grove	1	0	1	0	2019	South Columbus	3	0	3	0	2016	West Columbus	5	0	5	0	2018
Ocracoke	1	0	1	0	2019	South Davidson	5	1	5	0	2015	West Craven	4	2	4	0	2012
Olympic	20	9	20	0	2015	South Granville	6	0	6	0	2015	West Davidson	10	5	10	0	2018
Orange	6	1	6	0	2017	South Iredell	34	51	32	0	2018	West Forsyth	32	22	32	0	2018
Overhills	2	0	2	0	2011	South Johnston	10	4	10	0	2017	West Henderson	19	8	19	0	2017
Owen, Charles D.	21	16	21	0	2018	South Lenoir	2	0	2	0	2015	West Iredell	9	15	9	0	2018
Oxford Prep	2	0	2	0	2018	South Mecklenburg	29	61	28	0	2018	West Johnston	14	1	14	0	2018
Page	39	72	34	2	2018	South Point	27	16	27	0	2018	West Lincoln	3	0	3	0	2015
Pamlico	1	0	1	0	2004	South Rowan	3	1	3	0	1993	West Mecklenburg	9	2	9	0	2015
Panther Creek	9	7	9	0	2018	Southside	4	0	3	0	2016	West Montgomery	3	0	3	0	2018
Parkland	8	2	8	0	2018	South Stanly	2	0	2	0	2011	West Rowan	5	3	5	0	1998
Parkwood	27	20	27	0	2018	South Stokes	16	1	16	0	2018	West Stanly	11	2	11	0	2018
Pasquotank County	5	0	5	0	2018	South View	13	1	13	0	2015	West Stokes	15	6	15	0	2018
Patton	11	10	11	0	2018	Southeast Guilford	19	26	18	0	2018	West Wilkes	14	4	14	0	2014
Pender	7	1	7	0	2018	Southeast Raleigh	9	6	9	0	2013	Western Alamance	28	33	28	0	2018
Perquimans	5	0	5	0	2016	Southern Alamance	15	3	15	0	2018	Western Guilford	29	41	28	0	2018
Piedmont	15	11	15	0	2017	Southern Durham	4	1	4	0	2016	Western Harnett	5	0	5	0	2012
Piedmont Community	1	0	1	0	2019	Southern Guilford	9	2	9	0	2015	Westover	12	6	12	0	1996
Pine Forest	26	11	26	0	2018	Southern Lee	15	13	15	0	2018	Wheatmore	4	3	4	0	2018
Pine Lake Prep	7	3	7	0	2018	Southern Nash	10	6	10	0	2017	White Oak	32	57	28	0	2018
Pinecrest	29	35	29	0	2018	Southern Vance	7	0	7	0	2016	Whiteville	17	10	17	0	2017
Pisgah	1	0	1	0	2004	Southern Wayne	6	3	6	0	2017	Wilkes Central	25	21	25	0	2018
Plymouth	2	0	2	0	1999	Southside	5	2	5	0	2018	Williams, Walter M.	29	36	26	0	2018
Polk County	22	27	21	0	2018	SW Edgecombe	2	0	2	0	2010	Williamston	7	2	7	0	2008
Porter Ridge	14	14	14	0	2018	Southwest Guilford	29	52	28	0	2018	Wilson Prep	1	0	1	0	2019
Princeton	5	1	5	0	2015	Southwest Onslow	17	33	16	0	2018	Woods Charter	6	8	6	0	2018
Providence	31	61	28	0	2018	SW Randolph	11	3	11	0	2018						

#BUCKLEUP



CLICK IT OR TICKET

Residence
Inn®
Marriott

COURTYARD®
Marriott

FAIRFIELD
INN & SUITES®
Marriott

TOWNEPLACE
SUITES
Marriott

OFFICIAL HOSPITALITY SPONSORS OF THE NCHSAA

WWW.SUMMITHOSPITALITY.COM

RALEIGH

Residence Inn
Raleigh Crabtree
919.279.3000

Residence Inn
Raleigh Downtown
919.856.0017

Residence Inn
Raleigh Midtown
919.878.6100

Courtyard
Raleigh Crabtree
919.782.6868

Fairfield Inn & Suites
Raleigh Crabtree
919.881.9800

TownePlace Suites
Raleigh Cary
919.678.0005

DURHAM

Hyatt Place
Durham Southpoint
919.688.7800

Hilton Garden Inn
Durham Southpoint
919.544.6000

Fairfield Inn & Suites
Durham Southpoint
919.806.8200

CHAPEL HILL

Residence Inn
Chapel Hill
919.933.4848

WINSTON-SALEM

Fairfield Inn & Suites
Winston-Salem
336.714.2800

PINEHURST

Homewood Suites
Pinehurst
910.255.0300



FOR GROUP RESERVATIONS PLEASE
CONTACT CRYSTAL SEARS AT
(919) 410-4229
CSEARS@SHGLTD.COM



TALK IT OUT ATHLETE PLEDGE CARD

TALKITOUTNC.ORG

I PLEDGE TO **TALK IT OUT** START THE CONVERSATION.
STOP UNDERAGE DRINKING.

- ☐ I promise to lead by example and avoid underage drinking, to make sure I'm at the top of my game.
- ☐ I will be supportive of other teammates who choose not to drink alcohol.
- ☐ I agree to opt-in to receive tips, information, and updates from Talk It Out.
- ☐ I will have regular conversations with my parents and coaches about not drinking alcohol.

Signed _____



TALK IT OUT COACH PLEDGE CARD

TALKITOUTNC.ORG

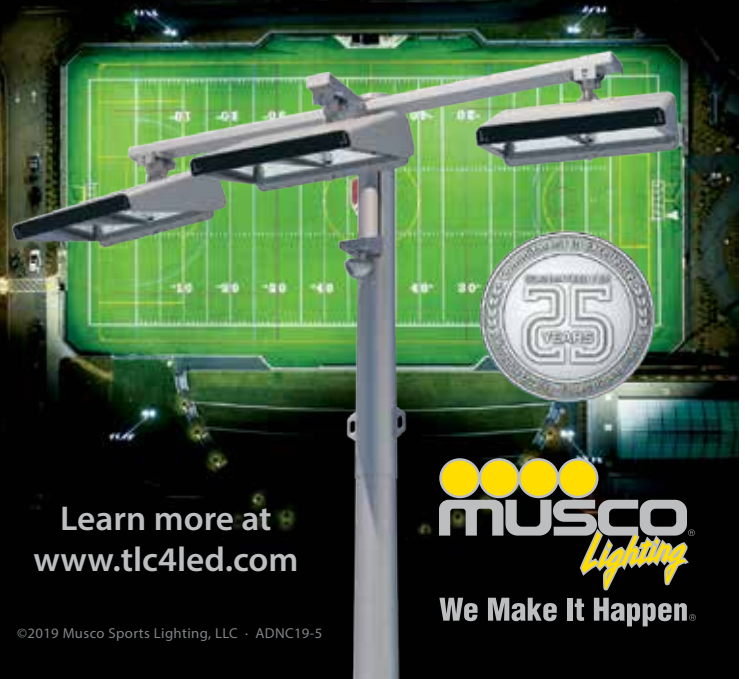
I PLEDGE TO **TALK IT OUT** START THE CONVERSATION.
STOP UNDERAGE DRINKING.

- ☐ I will create a supportive team environment that encourages athletes to avoid alcohol.
- ☐ I promise to be supportive when one of my players needs help or has a problem related to alcohol.
- ☐ I agree to opt-in to receive tips, information, and updates from Talk It Out.
- ☐ I will initiate conversations with my team about underage drinking and how it negatively affects athletic performance.

Signed _____

TLC^{for}LED[®] Total Light Control[™] Control

from foundation to poletop ...
from the light source to the field, preserving the night sky...
assuring the results you expect, day 1...year 1...and for 25 years.



Learn more at
www.tlc4led.com

MUSCO
Lighting

We Make It Happen[®]

©2019 Musco Sports Lighting, LLC · ADNC19-5

GO FAN[®]

BUY HIGH SCHOOL TICKETS NOW

OFFICIAL DIGITAL TICKETING PROVIDER OF THE NCHSAA



PLAYOFF TICKETS : GOFAN.CO/NCHSAA

SERVICE@GOFAN.CO



We make insurance
a priority, so you
don't have to.

We understand you have more important things to take care of in life than comparing insurance plans. That's why at McGriff Insurance Services, we streamline the process by listening to your needs and tailoring policies specifically to you.



Dan Nunnery, Sr. V.P., Educational Risk
1.800.948.3486 | DNunnery@McGriffInsurance.com
Endorsed by the NCHSAA and the NCADA

© 2019, McGriff Insurance Services, Inc. All rights reserved.

VISIT
GRRTEESMSP.COM
YOUR SOURCE FOR OFFICIAL
NCHSAA APPAREL



OFFICIAL SUPPLIER OF NCHSAA
REGIONAL & STATE CHAMPIONSHIP APPAREL
**MARKETING SPECIAL
PROMOTIONS LLC**
FULL SERVICE SCREEN PRINTING AND EMBROIDERY



Mort's
INC.

TROPHIES - PLAQUES - AWARDS

150 Annaron Court
Raleigh, NC 27603

919.828.2887
919.829.5721 FAX
www.mortstrophies.com
sales@mortstrophies.com

*The preferred awards provider of the NCHSAA
now offers student-athletes the opportunity
to have their own smaller version
of their team's championship trophy.*



Approx 8.5", \$35 each + S&H

Contact us today!

PART-TIME SERVICE CAN EARN YOU

★★★★

100% Tuition
Assistance*

*Programs and benefits subject to change

College Credits

Paid training in
150+ career fields

Health Insurance

Monthly Paycheck

Monthly GI Bill

Enlistment Bonus



For more info - visit iGUARDNC.com or call (800) GO-GUARD



FUEL YOUR GAME FROM OPENING KICK TO EXTRA TIME. WIN FROM WITHIN.

©2007 SAG, Inc. GATORADE and the G BOLT design are registered trademarks of SAG, Inc.

