

2020-21 NCHSAA Baseball State Championships



*June 25-26, 2021
J.P. Riddle Stadium & Burlington Athletic Stadium*



2021 NCHSAA BASEBALL PLAYOFF CHAMPIONSHIP NOTES

CHAPEL HILL - The North Carolina High School Athletic Association (NCHSAA) finalized and released the playoff brackets for the 2021 Baseball Championships. The tournament will have four classifications of play with five playoff rounds each and a full complement of 32 teams per classification. Unlike previous years, the fourth round will be the Regional Finals and will be a single-game format rather than a best-of-three series.

The NCHSAA has secured two host sites for the 2021 Baseball State Championship Series. Once again, Burlington's Burlington Athletic Park will host two championship series while Fayetteville's J.P. Riddle Stadium will host a pair of state championship series for the second time. State Championship Series will still be a best-of-three format with opening games of each series scheduled for Friday night and the remainder of a series scheduled on Saturday, June 26 at the respective sites. The site assignments and championship schedule will be announced following completion of the Regional Championships.

Each game of the 2021 NCHSAA Baseball State Championship Series will be broadcast live by the NFHS Network. Network subscribers can watch NCHSAA Championships live and on-demand as well as playoff and championship action from other state associations across the country. Subscriptions are just \$10.95 for a month.

Media outlets seeking to broadcast an NCHSAA Playoff game live must submit the online Broadcast Post-Season Request Form by visiting the Media section of the NCHSAA's website. All forms must be completed at least 24-hours prior to the start of the contest. A list of approved broadcasts will be posted on the NCHSAA Homepage prior to game day. Rights fees for the broadcast are made payable to the host school of the contest and must be paid prior to the start of a broadcast.

1A BASEBALL STATE CHAMPIONSHIP SERIES (BEST-OF-THREE)



Perquimans Pirates (16-2) vs. East Surry Cardinals (17-1)
J.P. Riddle Stadium; Fayetteville, NC



Game 1: Friday, June 25, 2021 - 8:00 p.m. - Perquimans (H)
Game 2: Saturday, June 26, 2021 - 2:00 p.m. - East Surry (H)
Game 3: Saturday, June 26, 2021 - 8:00 p.m.** - TBD (H)

****If Necessary Game will be moved to 5:00 p.m. if the 3A Series does not reach Game 3****

2A BASEBALL STATE CHAMPIONSHIP SERIES (BEST-OF-THREE)



R-S Central Hilltoppers (16-2) vs. Randleman Tigers (17-1)
Burlington Athletic Stadium; Burlington, NC



Game 1: Friday, June 25, 2021 - 8:00 p.m. - Randleman (H)
Game 2: Saturday, June 26, 2021 - 2:00 p.m. - R-S Central (H)
Game 3: Saturday, June 26, 2021 - 8:00 p.m.** - TBD (H)

****If Necessary Game will be moved to 5:00 p.m. if the 4A Series does not reach Game 3****

3A BASEBALL STATE CHAMPIONSHIP SERIES (BEST-OF-THREE)



J.H. Rose Rampants (14-4) vs. Cox Mill Chargers (16-3)
J.P. Riddle Stadium; Fayetteville, NC



Game 1: Friday, June 25, 2021 - 5:00 p.m. - J.H. Rose (H)
Game 2: Saturday, June 26, 2021 - 11:00 a.m. - Cox Mill (H)
Game 3: Saturday, June 26, 2021 - 5:00 p.m. - TBD (H)*

If Necessary

4A BASEBALL STATE CHAMPIONSHIP SERIES (BEST-OF-THREE)



Fuquay-Varina Bengals (14-3) vs. Reagan Raiders (16-2)
Burlington Athletic Stadium; Burlington, NC



Game 1: Friday, June 25, 2021 - 5:00 p.m. - Fuquay-Varina (H)
Game 2: Saturday, June 26, 2021 - 11:00 a.m. - Reagan (H)
Game 3 - Saturday, June 26, 2021 - 5:00 p.m. - TBD (H)*

If Necessary

Live video of Championship Games available
on the NFHS Network

www.NFHSNetwork.com/NCHSAA



NFHS
NETWORK

Playoff Qualification/Bracketing Process

- 1) Automatic Bids: Conferences will be awarded a number of automatic qualifiers based on the number of teams within the conference that participated during the season. Conferences with 1-6 member schools fielding teams get 1 berth, 7-8 receive 2, and 9+ receive 3. These automatic berths are determined by the conference based on winning percentage within league play and any ties broken using the NCHSAA's approved tie-breaking procedure.
- 2) Wildcards will be selected in the East Region and West Region based on a team's conference winning percentage to populate 16 teams, including automatic berths, in each region and classification.
- 3) Once the 16 teams are determined in each region, each region will be subdivided with the largest schools in each classification assigned to the AA bracket and smallest to the A bracket. Then the NCHSAA Staff will utilize the following draw procedure to set the final bracket:
 - a) Draws for the line placement of berths will occur in random order.
 - b) All #1 berths will be drawn first, followed by #2 berths, followed by any #3 berths and finally any wildcard berths.
 - c) Whenever possible, competition between conference opponents in the first round will be avoided. This may require the removal of a line placement draw possibility for a given team.

NCHSAA OFFENSIVE LEADERS (PER MAXPREPS - AS OF JUNE 20, 2021)


Batting Average (min 25 AB)		Home Runs		Runs Batted In (RBI)	
1. Josh Mason (West Carteret)	.676	1. Dixon Williams (D.H. Conley)	10	1. Macon Winslow (Perquimans)	32
2. Bryson Hogan (SW Randolph)	.660	T2. Connor Bradley (Hayesville)	6	2. Davis Al-Hussaini (Lincoln Charter)	31
3. Jacob Nelson (East Carteret)	.644	T2. Kahlil Watson (Wake Forest)	6	3. Landon Gregory (Perquimans)	27
4. Connor Bradley (Hayesville)	.636	T2. Macon Winslow (Perquimans)	6	4. Adam McIntosh (East Carteret)	26
5. Gage Bohmuller (West Carteret)	.621	T2. Bryson Horney (Union Pines)	6	T5. Gabriel Stullick (John A. Holmes)	25
6. Dominic Syzbka (SW Onslow)	.611	T6. Mason Smith (Lincoln Charter)	5	T5. Bryson Hogan (SW Randolph)	25
7. Samuel Duncan (West Lincoln)	.605	T6. Davis Al-Hussaini (Lincoln Charter)	5	T5. Tanner Thach (Perquimans)	25
8. Dylan Kelly (Lee County)	.596	T6. Chance Purvis (Union Pines)	5	T8. Evan Wyrick (Northern Guilford)	24
9. Carson Kelly (Lee County)	.585	T9. 16 Players Tied	4	T8. Mason Smith (Lincoln Charter)	24
10. James McNeill (Hoggard)	.581			T8. Jeremy Stewart (Hayesville)	24
11. Caleb Elias (Roanoke Rapids)	.575			T8. Logan Brown (East Duplin)	24
T12. Aidan McKeithan (Bunn)	.571			T12. Chris Morris (John A. Holmes)	23
13. Jeb Schuler (Robbinsville)	.568			T12. Dawson Hensley (Murphy)	23
14. Colby Evans (First Flight)	.556			T12. Tristan Roney (Clayton)	23
15. Ryan McCrystal (Fuquay-Varina)	.553			T12. Shawn Gerard (Southside)	23
16. Tanner Thach (Perquimans)	.551			T12. Alex Fisher (Foard)	23
17. Vance Honeycutt (Salisbury)	.548			T12. Jon Howard (South Lenoir)	23
18. Gabe Lillard (Swain County)	.545			T12. Jared Ryan (Lake Norman Char.)	23
19. Alex Donaldson (Panther Creek)	.538			T12. Chance Purvis (Union Pines)	23
20. Ethan Young (Hickory Ridge)	.536			T20. 3 Players Tied	22

NCHSAA PITCHING LEADERS (PER MAXPREPS - AS OF JUNE 20, 2021)


Earned Run Average (min 15 IP)		Wins		Strikeouts	
T1. Will Harris (Rosewood)	0.00	T1. Marty Gair (Cox Mill)	8	1. Win Scott (Ragsdale)	94
T1. Daniel Eagen (Fuquay-Varina)	0.00	T1. Tanner Collins (Ashley)	8	T2. Marty Gair (Cox Mill)	92
T1. Trent Tanner (Lakewood)	0.00	T1. Josh Hartle (Reagan)	8	T2. Trevor Golden (Chatham Charter)	92
4. Jackson Roberts (No. Guilford)	0.15	T1. Jackson Roberts (No. Guilford)	8	4. Carson Kelly (Lee County)	87
5. Zach Meares (East Bladen)	0.16	T1. Braxton Coggins (Roanoke Rapids)	8	5. Garrett Horn (Glenn)	81
6. Maguire Craddock (Hoggard)	0.19	T6. Zach Meares (East Bladen)	7	T6. Zach Meares (East Bladen)	79
7. Julien Peissel (St. Stephens)	0.20	T6. Jeremy Stewart (Hayesville)	7	T6. Mason Smith (Lincoln Charter)	79
8. Owen Simmons (NW Guilford)	0.25	T6. Brady Gore (Terry Sanford)	7	8. Tanner Thach (Perquimans)	78
9. Dylan James (North Stokes)	0.33	T6. Matthew Matthjis (D.H. Conley)	7	9. Lane Essary (Foard)	77
10. Andrew Wofford (Cramer)	0.34	T10. Dusty Revis (McDowell)	6	T10. Jaheim Brown (Louisburg)	74
11. Carson Kelly (Lee County)	0.35	T10. Luke Schmolke (Lake Norman)	6	T10. Grey Gurganious (Princeton)	74
12. Porter Braddy (First Flight)	0.37	T10. Hunter Whitten (SW Guilford)	6	12. Matthew Matthjis (D.H. Conley)	71
13. Lane Essary (Foard)	0.40	T10. Evan McLean (D.H. Conley)	6	T13. Jonathan Jacobs (Purnell Swett)	70
14. Aleck Creech (New Hanover)	0.41	T10. Lane Essary (Foard)	6	T13. Jackson Roberts (No. Guilford)	70
T15. Davis Al-Hussaini (Lincoln Ch.)	0.42	T10. James Newsome (No. Guilford)	6	T15. Dusty Revis (McDowell)	68
T15. Jamir Jones-Gatling (N. Lenoir)	0.42	T10. Easton Morgan (SW Guilford)	6	T15. Porter Braddy (First Flight)	68
17. Jordan Yoder (Bunker Hill)	0.46	T10. Trevor Golden (Chatham Charter)	6	T17. Aubrey Smith (South Brunswick)	66
18. Zach Burgbacher (Cox Mill)	0.48	T10. Tanner Thach (Perquimans)	6	T17. Connor Kane (Laney)	66
19. Matthew Matthjis (D.H. Conley)	0.49	T10. Landon Reeves (North Lincoln)	6	19. Jon Howard (South Lenoir)	65
20. Luke Schmolke (Lake Norman)	0.54	T10. Quinton Ely (Millbrook)	6	T20. 2 Players Tied	63
		T10. Mason Rose (East Carteret)	6		
		T22. 35 Players Tied	5		



2021 NCHSAA 1A BASEBALL STATE CHAMPIONSHIP



CLICK IT OR TICKET



UPGRADE NOW!

SEE ALL THAT'S NEW IN TEAM MANAGER



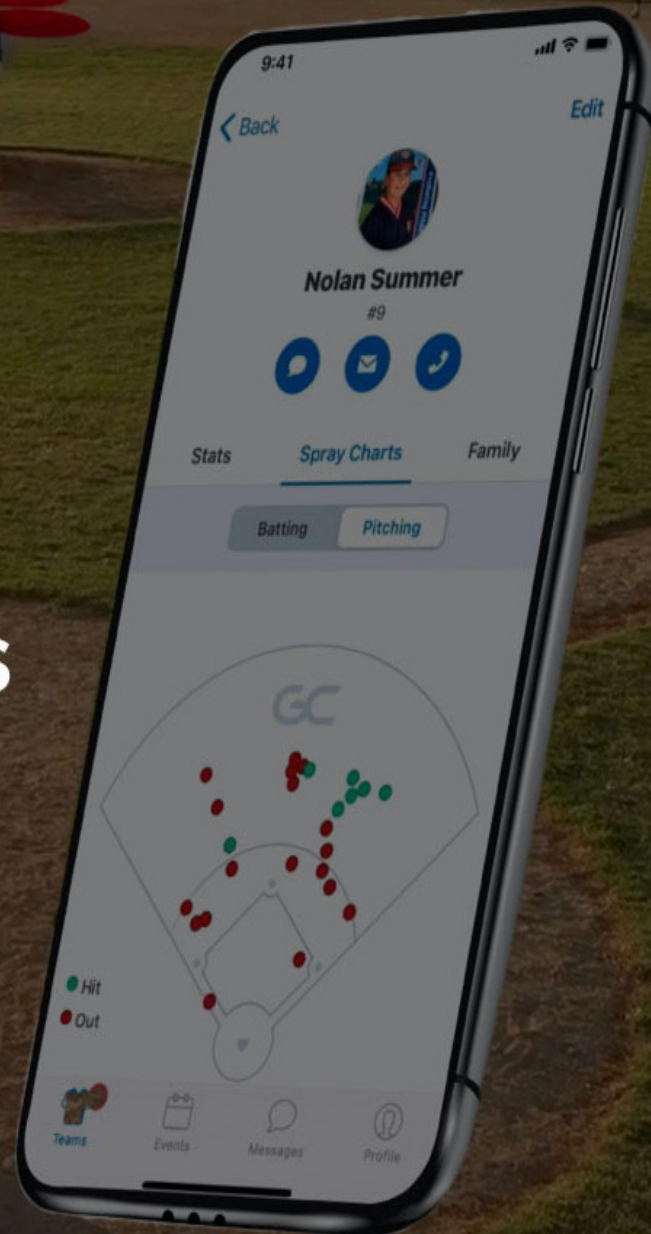
Live video

Highlight clipping

Pitching spray charts

In-game play editing

RSVP Availability



PERQUIMANS PIRATES



Location: Hertford, NC

Conference: Albemarle 1A

Principal: Mickey Drew

Athletic Director: Justin Roberson

Head Coach: Justin Roberson

Assistant Coach(es): Richard Thach, Jeff Winslow, Dan Gregory, & Mason Votava

Non-Player Bench Personnel: Amanda Lankford & Sam Nixon

Team Record: 16-2 (8-0)


Date	Opponent	Result
4/27	Hertford County	11 - 1 (W)
4/30	Hunt	10 - 2 (W)
5/5	Bertie	10 - 0 (W)
5/6	@ J.H. Rose	1 - 4 (L)
5/13	Columbia	17 - 3 (W)
5/14	@ North Lenoir	6 - 7 (L)
5/18	@ Gates County*	2 - 0 (W)
5/20	Gates County*	11 - 1 (W)
5/25	Manteo*	13 - 0 (W)
5/28	@ Manteo*	12 - 2 (W)
6/1	@ Camden County*	9 - 0 (W)
6/2	Camden County*	12 - 0 (W)
6/8	@ Holmes*	7 - 3 (W)
6/9	Holmes*	16 - 7 (W)
6/15	Ocracoke#	16 - 0 (W)
6/17	Hobbs#	10 - 0 (W)
6/19	Bear Grass Charter#	10 - 0 (W)
6/23	Granville Central#	3 - 1 (W)
6/25	East Surry#	
6/25	East Surry#	
6/25	East Surry#**	

#	NAME	GRADE	POSITION
2	Ty Nixon	JR	OF
3	Jackson Russell	JR	IF/OF
4	Eli Gregory	JR	IF/OF/P
5	Colby Brown	JR	IF/OF
6	Avery Biggs	SR	P/IF/OF
7	Dylan Cox	SR	P/OF
8	Jacob Meads	JR	P/IF/OF
9	Colin Roberts	FR	OF
11	Macon Winslow	SO	C/OF
12	Bryson Sawyer	FR	
14	Mason Byrum	JR	OF/IF
15	Jett Winslow	JR	C/IF/OF
17	Landon Gregory	SR	P/IF
20	Trent Byrum	JR	IF/OF
25	Stetson Proctor	SO	IF
28	Trenton Sawyer	SO	P/IF/OF
33	Tanner Thach	JR	P/1B/OF

*Roster information provided by schools



EAST SURRY CARDINALS



#	NAME	GRADE	POSITION	Location: Pilot Mountain, NC		
1	Luke Brown	SO	P/1B	Conference: Northwest 1A		
2	Matthew Keener	SO	IF	Principal: Jared Jones		
3	Caden Lasley	FR	C /DH	Athletic Director: Randy Marion & Austin Fleming		
4	Tristen Mason	JR	OF	Head Coach: Chad Freeman		
5	Jaxon Bottoms	FR	IF	Assistant Coach(es): Jerry Freeman, Brandon Holmes		
6	Luke Bowman	JR	C	Non-Player Bench Personnel: Anthony Ward		
				Team Record: 17-1 (11-1)		
				Date	Opponent	Result
7	Folger Boaz	SO	P/1B	4/28	South Stokes*	7 - 12 (L)
8	Brett Clayton	SO	OF	5/11	South Stokes*	4 - 2 (W)
9	Peyton Inscore	JR	OF	5/13	@ Mount Airy*	9 - 1 (W)
10	Carson Willoughby	SR	SS	5/14	@ North Moore	12 - 7 (W)
11	Anthony Ayers	JR	3B/P	5/18	@ North Stokes*	5 - 2 (W)
12	Trey Armstrong	JR	Utl/P	5/19	@ Bishop McGuinness*	7 - 5 (W)
13	Tristan Harless	SR	OF	5/21	Mount Airy*	10 - 0 (W)
14	Evan McCreary	SR	2B	5/25	Bishop McGuinness*	11 - 0 (W)
15	Brandon Carter	SR	OF	5/26	@ North Stokes*	7 - 5 (W)
16	Will Jones	FR	Utl	5/27	@ South Stokes*	8 - 6 (W)
17	Benji Gosnell	JR	P/OF	6/3	@ Surry Central	8 - 6 (W)
18	Gabriel Harpe	SO	OF	6/4	North Stokes*	8 - 3 (W)
				6/8	Mount Airy*	3 - 2 (W)
				6/11	@ Bishop McGuinness*	15 - 0 (W)
				6/15	Community School of Davidson#	3 - 2 (W)
				6/17	Cherryville#	9 - 2 (W)
				6/19	Uwharrie Charter#	10 - 1 (W)
				6/22	Mountain Island Charter#	7 - 1 (W)
				6/25	Perquimans#	
				6/25	Perquimans#	
				6/25	Perquimans#**	


*Roster information provided by schools



2021 NCHSAA 2A BASEBALL STATE CHAMPIONSHIP



CLICK IT OR TICKET






Rooting for our team

Some of the best years of our lives are the ones we spend going to classes, having fun, and rooting for our team. Enjoy every minute.

Wells Fargo is proud to salute the NCHSAA Championships.

wellsfargo.com/donations



RANDLEMAN TIGERS



Location: Randleman, NC

Conference: PAC 7 2A

Principal: Dennis Hamilton

Athletic Director: Ryan Dobias

Head Coach: Jake Smith

Assistant Coach(es): Barrett Davis, Matt White, Jon Small & Mark Leake

Non-Player Bench Personnel: Caleb Strohecker

Team Record: 17-1 (12-0)

Date	Opponent	Result
4/27	@ Wheatmore*	14 - 2 (W)
4/29	Wheatmore*	12 - 0 (W)
5/5	Providence Grove*	4 - 1 (W)
5/6	@ Providence Grove*	7 - 1 (W)
5/11	@ Jordan-Matthews*	13 - 1 (W)
5/13	Jordan-Matthews*	8 - 1 (W)
5/18	Trinity*	13 - 0 (W)
5/20	@ Trinity*	11 - 0 (W)
5/25	T. Wingate Andrews*	17 - 0 (W)
5/25	T. Wingate Andrews*	17 - 0 (W)
6/1	@ Eastern Randolph*	12 - 0 (W)
6/4	Eastern Randolph*	2 - 1 (W)
6/8	@ Asheboro	0 - 1 (L)
6/9	South Stanly	22 - 0 (W)
6/15	@ Reidsville#	17 - 0 (W)
6/17	Southwest Onslow#	10 - 0 (W)
6/19	First Flight#	10 - 1 (W)
6/23	@ East Bladen#	6 - 4 (W)
6/25	R-S Central#	
6/25	R-S Central#	

#	NAME	GRADE	POSITION
1	Hunter Atkins	SO	IF/OF
2	Kaden Ethier	JR	OF/IF
4	Braylen Hayes	JR	OF/P
5	Brooks Brannon	JR	C
6	Seth Way	FR	P
7	Owen Strickland	SR	IF/OF
8	Chesney Welch	SO	P
10	Drake Purvis	FR	P
12	Caleb Dunn	SO	C
13	Riley Edwards	SO	P
14	Austin Lemmons	SO	P
15	Trey Way	JR	UTIL
17	Bryson Sweatt	JR	P
18	Austin Kivette	SR	1B
22	Ryan White	JR	P
24	Andrew Cox	SR	OF
33	Gus Shelton	JR	INF
44	Alberto Lugo	JR	OF

*Roster information provided by schools



R-S CENTRAL HILLTOPPERS



#	NAME	GRADE	POSITION	Location: Rutherfordton, NC Conference: Southwestern 2A Principal: Phil Rogers Athletic Director: Sam Hooper Head Coach: Chadd Fowler Assistant Coach(es): Sam Hooper, Anthony Guffey, Todd Beheler, & Wesley Smith Non-Player Bench Personnel: Brody Fowler, Gage McFadden Team Record: 16-2 (11-1)		
1	Nate Ellenburg	JR	2B	Date Opponent Result 4/27 East Rutherford* 5 - 2 (W) 4/30 @ East Rutherford* 10 - 8 (W) 5/5 @ Shelby* 5 - 0 (W) 5/7 Shelby* 11 - 1 (W) 5/11 East Gaston* 1 - 0 (W) 5/13 @ East Gaston* 17 - 4 (W) 5/18 @ South Caldwell 1 - 2 (L) 5/19 Freedom 12 - 0 (W) 5/25 South Point* 4 - 3 (W) 5/27 @ South Point* 7 - 6 (W) 6/1 @ Chase* 4 - 8 (L) 6/4 Chase* 7 - 0 (W) 6/8 @ Burns* 8 - 1 (W) 6/10 Burns* 4 - 0 (W) 6/15 North Lincoln# 3 - 1 (W) 6/17 South Point# 8 - 3 (W) 6/19 South Rowan# 4 - 3 (W) 6/22 Forbush# 8 - 4 (W) 6/25 Randleman# 6/25 Randleman# 6/25 Randleman#**		
2	Kael Snethen	SR	SS/P			
3	Hayden Wilson	SO	3B/2B			
4	Xavier Toms	JR	CF			
7	Micajah Wall	SR	C			
8	Gavin Bright	SR	3B/1B			
10	Tanner Boone	JR	C/DH			
11	Cameron Hill	SR	LF			
13	Andrei Haynes	SR	P/DH/3B			
14	Harrison Jaskson	FR	OF			
15	Trip Triplett	JR	P/OF			
18/19	Hayden Wheeler	SO	1B/P			
21	Anthony Walker	SR	RF/2B/P			

*Roster information provided by schools




2021 NCHSAA 3A BASEBALL STATE CHAMPIONSHIP



CLICK IT OR TICKET

NFHS
NETWORK





THE NATION'S LEADER IN

▶▶▶ LIVE ◀◀◀

HIGH SCHOOL SPORTS



STREAMING LIVE ON **NFHSNETWORK.COM** FROM ANY DEVICE



SUBSCRIBE

|

FOLLOW

|


WATCH



▶▶▶ WATCH LIVE NOW

WWW.NFHSNETWORK.COM

J.H. ROSE RAMPANTS



Location: Greenville, NC

Conference: Eastern Carolina 3A/4A

Principal: Monica Jacobson

Athletic Director: Clay Medlin

Head Coach: Ronald Vincent

Assistant Coach(es): Clay Medlin, Chuck Humphrey,
Tommy Houmard, Marvin Jarman

Non-Player Bench Personnel: Jeff Barfield

Team Record: 14-4 (9-3)

Date	Opponent	Result
4/27	@ New Bern*	8 - 4 (W)
4/29	New Bern*	11 - 1 (W)
5/4	West Johnston	4 - 9 (L)
5/6	Perquimans	4 - 1 (W)
5/11	@ D.H. Conley*	4 - 3 (W)
5/13	D.H. Conley*	1 - 4 (L)
5/18	@ C.B. Aycock*	7 - 8 (L)
5/20	C.B. Aycock*	1 - 2 (L)
5/25	Eastern Wayne*	10 - 0 (W)
5/27	@ Eastern Wayne*	11 - 0 (W)
6/1	South Central*	1 - 0 (W)
6/7	@ South Central*	6 - 2 (W)
6/8	Southern Wayne*	11 - 1 (W)
6/10	@ Southern Wayne*	11 - 2 (W)
6/15	@ West Johnston#	7 - 0 (W)
6/17	@ Southeast Guilford#	2 - 1 (W)
6/19	@ Northern Guilford#	11 - 7 (W)
6/22	@ D.H. Conley#	5 - 0 (W)
6/25	Cox Mill#	
6/25	Cox Mill#	
6/25	Cox Mill#**	

#	NAME	GRADE	POSITION
1	Wade Jarman	SR	SS/P
2	Caleb May	SR	3B/P
4	Will Casey	JR	2B/P
5	Danny Sadler	SR	OF
6	Jayden Grimes	JR	OF
7	Jackson Surles	SR	OF
8	Owen Boyd	SO	2B/C
9	Cam Greenway	JR	SS/2B
11	Lee Watson	SR	P/OF
12	Ryker Galaska	SR	C/DH
14	Teray Cherry	JR	1B/P
15	Grayson Myrick	JR	IF/P
17	Cole Watkins	JR	1B/P/SS
18	Gray Alston	JR	C/1B
20	Carson Everette	SR	P/OF
21	Tyler Bonds	JR	LF/P
22	Chase Anderson	JR	OF/P
23	Harrison Gray	SR	P/OF
24	Anthony Popovich	JR	3B/P
25	AJ Briley	JR	LF/P
27	Hoyt Fuqua	JR	3B/2B
29	Chase Cobb	JR	3B/P
30	Michael Allen	JR	OF/DH
31	Will Jenkins	JR	OF
33	Mitch Jones	SO	OF/IF
34	Andrew Wallen	FR	1B/DH
36	Perry Eveleth	SO	C

*Roster information provided by schools




COX MILL CHARGERS



#	NAME	GRADE	POSITION	Location: Concord, NC Conference: South Piedmont 3A Principal: Andrew Crook Athletic Director: Philip Davanzo III Head Coach: Windell Robertson Assistant Coach(es): Grayson Butler, John Keistler, Will Reid Non-Player Bench Personnel: Erik Zirkle, Talia Shelton Team Record: 15-3 (9-3)		
1	Hunter Kaminski	SR	LF/CF	Date Opponent Result 4/27 @ West Rowan 9 - 6 (W) 4/29 @ West Cabarrus* 9 - 0 (W) 5/5 @ A.L. Brown* 15 - 2 (W) 5/6 Jay M. Robinson* 9 - 2 (W) 5/13 @ Concord* 10 - 0 (W) 5/14 @ Jay M. Robinson* 2 - 5 (L) 5/17 Northwest Cabarrus* 5 - 6 (L) 5/20 Olympic 3 - 2 (W) 5/24 West Cabarrus* 9 - 0 (W) 5/26 A.L. Brown* 10 - 0 (W) 6/1 Central Cabarrus* 4 - 5 (L) 6/3 @ Central Cabarrus* 5 - 3 (W) 6/7 Concord* 8 - 4 (W) 6/10 @ Northwest Cabarrus* 10 - 4 (W) 6/15 @ Kings Mountain# 9 - 4 (W) 6/17 North Henderson# 12 - 0 (W) 6/19 T.C. Roberson# 5 - 1 (W) 6/23 Sun Valley# 6 - 4 (W) 6/25 J.H. Rose# 6/25 J.H. Rose# 6/25 J.H. Rose#**		
2	Nick Alderfer	SR	SS/3B			
3	Jack Lopez	JR	RF/2B/SS			
4	Connor Welker	JR	2B			
5	Cale Oehler	SR	LF/P			
7	Zach Burgbacher	SR				
8	Michael Maroney	SR	C			
9	Brett Cassell	FR				
9	Jack McGowan	JR	1B/RF			
10	Evan Estes	FR				
11	Jeremy Marshall	SR	P			
17	Tyler Zedalis	SO	3B/P			
18	Grant Hemric	SR	3B			
19	Colin Pritt	FR				
20	Kyle Cassell	SR	RF/P			
21	Marty Gair	SR	DH/P			
24	Jack Brandle	JR	DH/1B			
25	Joe Javier	JR	3B/2B/P			
31	Bryce Otolski	JR	DH			
34	Brant Mosshart	JR	LF			
41	Carter Gentile	JR	C			
44	Jacob Reyes	JR	RF			
45	James Green	SO	CF			


*Roster information provided by schools



2021 NCHSAA 4A BASEBALL STATE CHAMPIONSHIP



CLICK IT OR TICKET



WE'VE GOT YOU COVERED IN NORTH CAROLINA
TEAMS, OFFICIALS, FANS & FAMILIES

Residence INN
BY MARRIOTT

Raleigh Crabtree
Raleigh Midtown
Raleigh Downtown
Charlotte Uptown

**Hilton
Garden Inn**

Durham Southpoint

Fairfield
BY MARRIOTT

Raleigh Crabtree
Durham Southpoint
Winston-Salem

**HOMWOOD
SUITES**
BY HILTON

Pinehurst

COURTYARD
BY MARRIOTT

Raleigh Crabtree

**TOWNEPLACE
SUITES**

MARRIOTT
Cary Weston Pkwy



**HYATT
PLACE**
Durham Southpoint

www.summithospitality.com



CLICK HERE to learn more about
our **LIGHTING SOLUTIONS**



SOUTHERN
RECOGNITION INC.

SOUTHERN RECOGNITION, INC. IS A PREMIER, FULL-SERVICE MANUFACTURER, AND SUPPLIER OF CHAMPIONSHIP RINGS AND A MULTI-GENERATION FAMILY BUSINESS WITH MORE THAN 100 YEARS OF HISTORY. BASED IN RALEIGH, NORTH CAROLINA, THE COMPANY HAS VIRTUALLY UNLIMITED MANUFACTURING AND CUSTOMIZATION CAPABILITIES, ENSURING THAT NO MATTER YOUR TEAM'S BUDGET OR STYLISTIC CHOICES, THEIR STAFF CAN PROVIDE A CHAMPIONSHIP MEMENTO THAT WILL LAST A LIFETIME.



FUQUAY-VARINA BENGALS



Location: Fuquay-Varina, NC

Conference: Southwest Wake 4A

Principal: Terrance McCotter

Athletic Director: James Mountford

Head Coach: Zach Boraski

Assistant Coach(es): Milton Senter, Andrew McClannon

Non-Player Bench Personnel: Darius Briley, Heather Pagel

Team Record: 14-3 (10-2)

Date	Opponent	Result
4/26	Apex Friendship*	1 - 4 (L)
4/29	@ Garner*	3 - 1 (W)
5/3	Holly Springs*	4 - 2 (W)
5/6	@ South Garner*	11 - 4 (W)
5/11	@ Middle Creek*	5 - 0 (W)
5/13	Apex*	12 - 11 (W)
5/20	@ Apex Friendship*	5 - 6 (L)
5/24	Garner*	8 - 0 (W)
5/27	@ Holly Springs*	8 - 1 (W)
5/28	Northern Durham	4 - 8 (L)
6/1	South Garner*	15 - 0 (W)
6/5	Middle Creek*	11 - 1 (W)
6/7	@ Apex*	9 - 5 (W)
6/15	Leesville Road#	6 - 5 (W)
6/17	Pinecrest#	11 - 6 (W)
6/19	Hoggard#	7 - 1 (W)
6/23	@ Ashley#	2 - 1 (W)
6/25	Ronald Reagan#	
6/25	Ronald Reagan#	
6/25	Ronald Reagan#**	

#	NAME	GRADE	POSITION
1	Adam Joseph	SR	OF/IF
2	Jacob Sinnott	JR	IF
3	Will Orr	SR	IF
5	Rhett James	SR	IF/P
7	Cyle Phelan	SR	P/OF
9	Ryan McCrystal	SR	C/P
10	Connor Paulin	JR	P/IF
11	Colbie Howell	SR	P
12	Trey Bass	SR	1B
13	Brandon Nabors	JR	1B
14	Andrew Keller	FR	
15	Brady Nathison	SO	OF/P
17	Dylan Avant	SR	OF
19	Brandon Humphreys	SR	P
21	AJ Hollingsworth	JR	OF
22	HL Smith	SO	P/1B
23	Ethan Levy	JR	P/3B
24	Evan Giordano	SR	OF
25	Daniel Eagen	SR	P/OF
27	Drew Beauchesne	SR	OF
27	Alex Blackmon	SO	C
28	Aidan Cannaday	SR	1B
29	Carson Veasey	JR	LHP
30	Manny Cordova	JR	IF
35	Zane McCann	JR	C
38	Hunter Temple	JR	P
46	Jackson Humphries	JR	P/OF
47	Braxton Cutchin	JR	P
49	Parker McGraw	SR	3B
50	Hunter Saulisbury	JR	OF
55	Chase Saulisbury	JR	P

*Roster information provided by schools



REAGAN RAIDERS



#	NAME	GRADE	POSITION
1	Reid Couch	JR	LF/C
2	Austin Hawke	JR	SS/2B
3	Jack Mullane	SR	OF/P
4	Kendall Royal	SO	2B/SS/3B
5	Josh Hartle	SR	P/1B
6	Luke Sprinkle	SR	3B
7	Zach Dickson	SR	OF
8	Colby Welborn	SR	C/OF
9	Chase Humphrey	SR	P/3B
10	Carter Boyd	JR	P/3B
11	James Poe	JR	P/2B
12	Noah Quarless	SO	LF/C
14	Aidan Cluskey	SO	P/1B
15	Nick Lundquist	JR	C/OF
18	Graham Wagoner	FR	C
20	Andrew McAllister	FR	P/SS
21	Zack Middleton	SR	P/OF
22	Levi Strahm	SO	P/OF
24	Tommy Hawke	SR	SS/2B
34	Charlie Stogner	FR	P/1B

Location: Pfafftown, NC

Conference: Central Piedmont 4A

Principal: Brad Royal

Athletic Director: Alexis McCoy

Head Coach: Gary Nail

Assistant Coach(es): Spencer Holcomb, Chris Volger, Jeremy Livengood, Randy Haskins, Montana Dawson, Lee Miller

Non-Player Bench Personnel: Emily Dyer, Cooper Couch, Elijah Wooten

Team Record: 16-2 (9-X)

Date	Opponent	Result
4/27	Providence	15 - 2 (W)
4/29	@ North Davidson	9 - 10 (L)
5/4	@ Glenn*	8 - 0 (W)
5/6	Glenn*	10 - 0 (W)
5/11	R.J. Reynolds*	19 - 0 (W)
5/13	@ R.J. Reynolds*	9 - 4 (W)
5/18	@ East Forsyth*	5 - 0 (W)
5/20	East Forsyth*	27 - 11 (W)
5/25	West Forsyth*	5 - 2 (W)
5/27	@ West Forsyth*	3 - 5 (L)
6/1	Davie*	1 - 0 (W)
6/3	@ Davie*	10 - 2 (W)
6/7	Davie**	11 - 1 (W)
6/9	West Forsyth**	12 - 2 (W)
6/15	Grimsley#	4 - 0 (W)
6/17	Myers Park#	4 - 3 (W)
6/19	@ McDowell#	4 - 3 (W)
6/22	Providence#	7 - 3 (W)
6/25	Fuquay - Varina#	
6/26	Fuquay - Varina#	
6/26	Fuquay - Varina**	

*Roster information provided by schools



2021 NCHSAA BASEBALL STATE CHAMPIONSHIP TEXT SCORES



1A BASEBALL STATE PLAYOFFS FIRST ROUND SCORES

EAST

#1 Perquimans (13-2) 16, #16 Ocracoke (7-5) 0
#9 Hobbton (10-2) 6, #8 East Columbus (6-4) 0
#12 John A. Holmes (12-3) 3, #5 Roxboro Community (6-5) 1
#4 Bear Grass Charter (12-1) 2, #13 North Duplin (6-5) 1
#3 East Carteret (12-3) 8, #14 West Columbus (7-7) 5
#11 Princeton (9-5) 5, #6 Tarboro (7-5) 1
#10 East Wake Academy (8-2) 6, #7 Rosewood (11-3) 2
#2 Granville Central (8-7) 4, #15 Voyager Academy (5-3) 1

WEST

#1 Hayesville (14-1) 6, #16 Christ the King (9-6) 1
#8 Mountain Island Charter (11-2) 3, #9 North Stanly (8-5) 2
#12 Lincoln Charter (14-1) 6, #5 Cornerstone Charter (10-2) 0
#13 North Moore (9-4) 8, #4 Polk County (8-7) 7
#3 Uwharrie Charter (11-1) 11, #14 Chatham Charter (10-3) 0
#11 Murphy (13-2) 13, #6 Starmount (12-3) 10
#7 Cherryville (14-1) 6, #10 Pine Lake Prep (11-4) 5
#2 East Surry (14-1) 3, #15 Community School of Davidson (10-4) 2

1A BASEBALL STATE PLAYOFFS SECOND ROUND SCORES

EAST

#1 Perquimans (14-2) 10, #9 Hobbton (10-3) 0
#4 Bear Grass Charter (13-1) 4, #12 John A. Holmes (12-4) 0
#3 East Carteret (14-3) 9, #11 Princeton (9-6) 5
#2 Granville Central (9-7) 6, #10 East Wake Academy (8-3) 0

WEST

#8 Mountain Island Charter (12-2) 12, #1 Hayesville (14-2) 9
#12 Lincoln Charter (15-1) 12, #13 North Moore (9-5) 7
#3 Uwharrie Charter (12-1) 11, #11 Murphy (13-3) 3
#2 East Surry (15-1) 9, #7 Cherryville (14-2) 2

1A BASEBALL STATE PLAYOFFS THIRD ROUND SCORES

EAST

#1 Perquimans (15-2) 10, #4 Bear Grass Charter (13-2) 0
#2 Granville Central (10-7) 6, #3 East Carteret (14-4) 5

WEST

#8 Mountain Island Charter (13-2) 4, #12 Lincoln Charter (15-2) 3
#2 East Surry (16-1) 10, #3 Uwharrie Charter (12-2) 1

1A BASEBALL STATE PLAYOFFS REGIONAL FINALS SCORES

EAST

#1 Perquimans (16-2) 3, #2 Granville Central (10-8) 1

WEST

#2 East Surry (17-1) 7, #8 Mountain Island Charter (13-3) 1



VS.



VS.



2A BASEBALL STATE PLAYOFFS FIRST ROUND SCORES

EAST

#16 North Pitt (9-2) 2, #1 McMichael (8-7) 1
#9 East Bladen (10-4) 6, #8 Croatan (14-1) 1
#5 Roanoke Rapids (12-0) 7, #12 West Craven (9-5) 3
#4 North Lenoir (12-3) 6, #13 Providence Grove (10-5) 2
#14 Whiteville (10-4) 1, #3 Midway (13-2) 0
#6 First Flight (14-0) 6, #11 East Duplin (10-3) 5
#10 Randleman (14-1) 17, #7 Reidsville (9-5) 0
#15 Southwest Onslow (12-3) 7, #2 North Johnston (10-3) 5

WEST

#16 Ledford (11-3) 7, #1 North Davidson (11-5) 5
#9 East Lincoln (14-1) 5, #8 West Stokes (10-3) 4
#5 West Wilkes (15-0) 17, #12 Fred T. Foard (12-3) 2
#13 Forbush (10-5) 8, #4 Bunker Hill (13-2) 0
#14 South Point (11-4) 7, #3 Pisgah (11-3) 2
#6 R-S Central (13-2) 3, #11 North Lincoln (11-4) 1
#10 Oak Grove (11-3) 3, #7 Madison (9-4) 2
#15 South Rowan (13-2) 6, #2 West Stanly (13-2) 2

2A BASEBALL STATE PLAYOFFS SECOND ROUND SCORES

EAST

#9 East Bladen (11-4) 13, #16 North Pitt (9-3) 3
#4 North Lenoir (13-3) 6, #5 Roanoke Rapids (12-1) 4
#6 First Flight (15-0) 3, #14 Whiteville (10-5) 2
#10 Randleman (15-1) 10, #15 Southwest Onslow (12-4) 0

WEST

#9 East Lincoln (15-1) 11, #16 Ledford (11-4) 1
#13 Forbush (11-5) 7, #5 West Wilkes (15-1) 4
#6 R-S Central (14-2) 8, #14 South Point (11-5) 3
#15 South Rowan (14-2) 12, #10 Oak Grove (11-4) 0

2A BASEBALL STATE PLAYOFFS THIRD ROUND SCORES

EAST

#9 East Bladen (12-4) 5, #4 North Lenoir (13-4) 0
#10 Randleman (16-1) 10, #6 First Flight (15-1) 1

WEST

#13 Forbush (12-5) 6, #9 East Lincoln (15-2) 4
#6 R-S Central (15-2) 4, #15 South Rowan (14-3) 3

2A BASEBALL STATE REGIONAL FINALS SCORES

EAST

#10 Randleman (17-1) 6, #9 East Bladen (12-5) 4

WEST

#6 R-S Central (16-2) 8, #13 Forbush (12-6) 4



VS.




VS.





2021 NCHSAA BASEBALL STATE CHAMPIONSHIP TEXT SCORES



3A BASEBALL STATE PLAYOFFS FIRST ROUND SCORES

EAST

#1 Northern Guilford (15-0) 10, #16 Cape Fear (11-4) 0
#9 Northern Durham (11-1) 5, #8 Hunt (8-7) 2
#12 Southeast Guilford (12-3) 5, #5 South Brunswick (8-6) 1
#13 J.H. Rose (11-4) 7, #4 West Johnston (11-4) 0
#3 D.H. Conley (13-1) 3, #14 Jacksonville (8-4) 0
#6 Asheboro (13-2) 5, #11 Orange (10-5) 4
#7 Terry Sanford (14-0) 14, #10 Union Pines (12-2) 6
#15 Clayton (11-4) 9, #2 West Carteret (11-1) 3

WEST

#16 North Henderson (11-4) 6, #1 Crest (12-1) 3
#9 Cox Mill (12-3) 9, #8 Kings Mountain (11-4) 4
#12 Marvin Ridge (11-4) 2, #5 Northwest Cabarrus (10-5) 1
#4 T.C. Roberson (14-1) 12, #13 Mount Tabor (9-6) 0
#3 East Rowan (13-2) 5, #14 Western Guilford (8-8) 4
#11 Sun Valley (12-3) 7, #6 Southwest Guilford (14-1) 1
#7 Cuthbertson (13-2) 12, #10 Asheville (11-4) 3
#2 St. Stephens (10-3) 3, #15 Jesse Carson (9-5) 2

3A BASEBALL STATE PLAYOFFS SECOND ROUND SCORES

EAST

#1 Northern Guilford (16-0) 10, #9 Northern Durham (11-2) 0
#13 J.H. Rose (12-4) 2, #12 Southeast Guilford (12-4) 1
#3 D.H. Conley (14-1) 4, #6 Asheboro (13-3) 1
#15 Clayton (12-4) 11, #7 Terry Sanford (14-1) 0

WEST

#9 Cox Mill (13-3) 12, #16 North Henderson (11-5) 0
#4 T.C. Roberson (15-1) 7, #12 Marvin Ridge (11-5) 6
#11 Sun Valley (13-3) 5, #3 East Rowan (13-3) 4
#2 St. Stephens (11-3) 5, #7 Cuthbertson (13-3) 1

3A BASEBALL STATE PLAYOFFS THIRD ROUND SCORES

EAST

#13 J.H. Rose (13-4) 11, #1 Northern Guilford (16-1) 7
#3 D.H. Conley (15-1) 6, #15 Clayton (12-5) 5

WEST

#9 Cox Mill (14-3) 5, #4 T.C. Roberson (15-2) 1
#11 Sun Valley (14-3) 10, #2 St. Stephens (11-4) 0

3A BASEBALL STATE PLAYOFFS REGIONAL FINALS SCORES

EAST

#13 J.H. Rose (14-4) 5, #3 D.H. Conley (15-2) 0

WEST

#9 Cox Mill (16-3) 6, #11 Sun Valley (14-4) 4



VS.



VS.



4A BASEBALL STATE PLAYOFFS FIRST ROUND SCORES

EAST

#16 Hoggard (10-4) 5, #1 Heritage (11-4) 4
#9 Scotland (12-3) 12, #8 Cardinal Gibbons (11-4) 8
#5 Pinecrest (14-1) 9, #12 Wake Forest (12-3) 3
#4 Fuquay-Varina (11-3) 6, #13 Leesville Road (9-5) 5
#3 Ashley (12-3) 2, #14 Broughton (9-6) 0
#11 Laney (10-5) 5, #6 South Central (8-5) 0
#10 Middle Creek (11-4) 6, #7 Millbrook (10-5) 1
#15 Purnell Swett (10-5) 5, #2 South View (4-10) 3

WEST

#1 Providence (13-2) 2, #16 Ragsdale (9-6) 1
#8 Lake Norman (12-3) 3, #9 Cary (11-3) 1
#5 Northwest Guilford (12-3) 12, #12 Hopewell (9-6) 6
#4 Hough (15-0) 1, #13 East Forsyth (10-5) 0
#3 Reagan (13-2) 4, #14 Grimsley (10-5) 0
#11 Myers Park (13-2) 9, #6 Jordan (11-3) 1
#7 Porter Ridge (13-2) 9, #10 Ardrey Kell (11-4) 5
#2 McDowell (13-1) 5, #15 Olympic (9-6) 1

4A BASEBALL STATE PLAYOFFS SECOND ROUND SCORES

EAST

#16 Hoggard (11-4) 5, #9 Scotland (12-4) 3
#4 Fuquay-Varina (12-3) 11, #5 Pinecrest (14-2) 6
#3 Ashley (13-3) 15, #11 Laney (10-6) 7
#15 Purnell Swett (11-5) 7, #10 Middle Creek (11-5) 4

WEST

#1 Providence (14-2) 10, #8 Lake Norman (12-4) 2
#5 Northwest Guilford (13-3) 11, #4 Hough (15-1) 9
#3 Reagan (14-2) 4, #11 Myers Park (13-3) 3
#2 McDowell (14-1) 5, #7 Porter Ridge (13-3) 4

4A BASEBALL STATE PLAYOFFS THIRD ROUND SCORES

EAST

#4 Fuquay-Varina (13-3) 7, #16 Hoggard (11-5) 1
#3 Ashley (14-3) 8, #15 Purnell Swett (11-6) 6

WEST

#1 Providence (15-2) 13, #5 Northwest Guilford (13-4) 3
#3 Reagan (15-2) 4, #2 McDowell (14-2) 3

4A BASEBALL STATE PLAYOFFS REGIONAL FINALS SCORES

EAST

#4 Fuquay-Varina (14-3) 2, #3 Ashley (14-4) 1

WEST

#3 Reagan (16-2) 7, #1 Providence (15-3) 3



VS.



VS.



Insurance From the Home Team

With North Carolina Farm Bureau Insurance[®], you get bonafide, homegrown Property & Casualty, Life, and Health Coverage from local agents you can trust. So for all you North Carolinians that support the home team...think of us as the home team that supports you right back.

Because helping you is what we do best.



ncfbins.com

Real service. Real people.



Auto • Home • Life • Health • Bank



2019 NCHSAA BASEBALL STATE CHAMPIONSHIP RECAPS



1A Baseball Game 1: Uwharrie Charter holds off Rosewood 6-4 to take Game 1

ZEBULON, NC – After sleeping on a 2-0 lead overnight during the suspension of play for inclement weather, Uwharrie Charter fell behind early after the resumption of play when Rosewood tacked on three runs in the first two innings played on Saturday. Uwharrie Charter responded with a pair of runs in the fifth and another two in the seventh to hold off Rosewood 6-4 and take Game 1 of the 2019 NCHSAA 1A Baseball Championship Series.

Uwharrie jumped out to an early 2-0 lead in the top of the first inning as a pair of one-out walks came around to score on a Lanier double to the gap in right center. Play was then suspended for the night after inclement weather moved into the area following the completion of the top of the second.

After the resumption of play on Saturday, Rosewood started quickly, picking up a run in the bottom of the second as Jones doubled home Albert to trim the Uwharrie lead to 2-1. Rosewood took the lead for the only time in the game in the bottom of the third when Capps singled to left knocking in Price to tie the game. Then Merritt slapped a single to right to bring Harris around and make it 3-2 Rosewood.

Uwharrie Charter surged back in front in the fifth as Lanier led off the inning with a triple, coming home on a wild pitch that tied the game at 3. Then Johnathan Weaver came around to score on an RBI double by Hayes. Uwharrie added another pair of runs in the top of the seventh when Hamlet homered to right field bringing in Lanier to push the Uwharrie lead to 6-3.

Rosewood managed to make things interesting in the bottom of the seventh with a leadoff double by Price ratcheting up the pressure to close the game out. Price came home on an error by third baseman Little allowed Merritt to reach with two outs, trimming the Uwharrie lead to 6-4. Albert managed to reach, beating out an infield single and putting the tying run on base before Hamlet induced a pop fly to left by Jones to end the game.

Hamlet went the distance for Uwharrie Charter on the mound, allowing four runs, three earned, while scattering eight hits and three walks in the outing. He struck out 11 to pick up the complete game win. Tanner McKeel was tagged with the loss for Rosewood, giving up four runs, three earned, while he allowed eight hits, five walks while striking out seven in his six innings of work.

1A Baseball Game 2: Uwharrie Charter wins first Baseball State Championship with 10-2 Game 2 victory and sweep of Rosewood

ZEBULON, NC – The Uwharrie Charter Eagles exploded for seven runs in the bottom of the fourth inning to jump out to a 9-1 lead, eventually extending that to 10-2 as they cruised to a Game 2 victory and sweep of Rosewood in the 1A Baseball State Championship.

Series Most Valuable Player Spencer Lanier went 2 for 4 with three RBI's in the Game 2 win, adding to his 4 for 4, 2 RBI performance in the opening game. Lanier gave Uwharrie the lead for the first time in Game 2 as he ripped a 2-RBI single to right to push Uwharrie ahead 2-1. He added an RBI single in the fourth that extended the Uwharrie advantage to 6-1.

Uwharrie broke the game open in the fourth, scoring seven runs as Braylen Hayes led off the inning with a single. After Hunter Hill struck out for the first out of the inning, five straight batters reached for Uwharrie as they tacked on four more runs without recording an out. With two down in the inning, Lanier stole second and on an errant throw on the play Tyler Campbell touched the plate to go up 7-1. Then, Johnathan Weaver ripped a double to right to bring home Lanier and Hayes singled home the pinch runner to push the Uwharrie lead to 9-1.

Mason Little had a dominant outing on the mound for Uwharrie Charter

throwing a complete game in the win. He allowed two runs, both unearned, while smothering Rosewood's offense who mustered just one hit in the game. Little struck out six while issuing four walks.

2A Baseball Game 1: North Lincoln outduels Randleman 2-0 to take Game 1

GREENSBORO, NC – In a tightly played pitcher's duel, it was a 2-RBI single in the bottom of the third inning by North Lincoln's Jake Soorus that gave the Knights the separation they needed to earn a Game 1 victory over Randleman 2-0.

Joey Cobb was stellar on the mound for North Lincoln, spinning a complete game, four hit, shutout while striking out 11 Tigers and walking only three. Cobb outdueled Tigers' starter, Matt Kemp, who allowed just three hits, but gave up two runs, one earned, while striking out 11 and walking four in his five innings of work.

The Knights struck the decisive blow in the third inning, as Landon Reeves worked a leadoff walk to set up the inning. Sam Brady sacrificed him into scoring position before Matt Heavner singled on a fly ball to left that held Reeves up at second. The two runners advanced into scoring position on a passed ball before Soorus delivered a ground ball through the left side plating the only two runs of the game.

2A Baseball Game 2: North Lincoln storms back to stun Randleman 9-7 in Game 2 and sweeps series

GREENSBORO, NC – North Lincoln found themselves in a huge hole in the fifth inning, trailing 6-2 heading to the fourth inning, but that is when the Knights' bats came alive, reeling off seven runs in the final four frames to stun Randleman 9-7 and sweep the 2A Baseball State Championship Series. The win gave the Knights their first State Baseball Championship.

Trailing 6-2, the Knights clawed back into the game in the top of the fourth as they pushed across three runs in the inning. Landon Reeves opened the frame by drawing a walk, before a one-out single to center by Matt Heavner. With two away, Jake Soorus reached on an error that allowed Reeves to score from second and Heavner to advance to third. Then Jake Quilla came through with a two-out, two RBI single to right, closing the Tigers' lead to 6-5.

Randleman added a run in the fifth, as Dominick Poole drove in Matt Kemp with a two-out single to right that gave the Tigers a 7-5 lead. However, the advantage was short-lived with North Lincoln knotting the game at seven with a pair of runs in the top of the sixth. Sam Brady led off reaching base after being hit by a pitch, then Heavner doubled to left. Brady came across the plate on a sacrifice fly by Seth Whitley to cut the lead to 7-6 before Soorus' RBI groundout to score Heavner and tie the game.

Randleman pushed a runner to third in the bottom half of the sixth, but Dawson Edwards grounded into a double play to end the threat. With two away in the top of the seventh, Daniel Carter reached on an error by Randleman, their third of the game. Carter stole second base and came around to score on an RBI single to center by Reeves. Then Brady doubled to left to bring Reeves around and stretch the North Lincoln lead to 9-7.

3A Baseball Game 1: New Hanover gets 4 in the sixth to knock out Marvin Ridge 7-3 in Game 1

ZEBULON, NC – New Hanover got four runs in the bottom of the sixth inning to grab a 7-3 win over Marvin Ridge in Game 1 of the 2019 NCHSAA 3A Baseball State Championship Series. Jac Croom drove a triple into the gap in right center to bring around two runs and break the game open in the inning.

Blake Walston picked up the win on the mound for New Hanover, pitching 6.2 innings while allowing three runs, all earned. He struck out eight Mavericks



2019 NCHSAA BASEBALL STATE CHAMPIONSHIP RECAPS



and issued three walks while scattering nine hits. Walston was struck on the ankle with a line drive in the top of the seventh, and removed from the game at that time, yielding the mound to Chase Hardee who came on to record a strikeout for the final out and a save.

Alex Sniffen broke the ice in a big way in the bottom of the second inning as he led off the inning with a towering fly ball that hit the jumbotron in left field about three-quarters of the way up the board to put New Hanover up 1-0. Alec Cortner's two-out double to left plated two more runs for the Wildcats, giving them a 3-0 lead.

Marvin Ridge scratched their way back into the game with single runs in the third, fifth and sixth innings off Walston. The Mavericks loaded the bases in the third with no one out, but only managed one run with a sacrifice fly by Steven Gonzalez that brought home Michael Neal and cut the lead to 3-1. Gonzalez singled to left in the fifth to bring Matt Duggan around and cutting the lead to 3-2. In the sixth, Neal doubled to right on a fly ball that got lost in the sun, allowing Carson Harris to score from first with two way and tie the game at three.

New Hanover got four in the decisive sixth inning to take a 7-3 lead. The Wildcats got the first two men on base thanks to an error and a hit batsman. McCallum Hutchins sacrificed those runners to second and third before Cortner singled to right to score Chase Nixon and give the Wildcats the lead 4-3. Croom's triple to the gap in right center gave the Wildcats a 6-3 lead plating a pair. Walston then helped his own cause with an RBI-groundout to short, scoring Croom.

3A Baseball State Game 2: New Hanover wins back-to-back titles with 4-0 win in Game 2 and sweep of Marvin Ridge

ZEBULON, NC – The New Hanover Wildcats claimed their second straight NCHSAA 3A Baseball State Championship as they closed out the series against Marvin Ridge with a 4-0 win in Game 2. Alex Sniffen was electric on the mound in the series finale, posting a complete game shutout, scattering six hits and a walk while striking out nine.

Sniffen was named the series Most Valuable Player for his contributions in the series. In addition to his pitching line in Game 2, Sniffen was 1 for 4 at the plate in the finale. In the series opener, he was 2 for 3 at the dish, with a walk and an RBI, as he hit a towering homer to left that smashed into the jumbotron about three-quarters of the way up the video board.

New Hanover only managed two hits through the first three innings, without plating a run. However, Marvin Ridge was not able to get anything going during those frames either. In the fourth, New Hanover broke through as Kyle Smith drew a leadoff walk before Sniffen singled to center. Chase Nixon smacked a liner to center with one out to drive in Smith and give New Hanover a 1-0 lead.

The Wildcats put the game out of reach in the top of the seventh as they exploded for three runs. Alec Cortner reached on an error to begin the inning, and after a sacrifice bunt moved him to second, Blake Walston lined a ball over the center fielder to bring him around and put New Hanover up 2-0. Marvin Ridge pulled their starting pitcher, Tyler Hall, replacing him with Drew Cognac. On the next pitch Smith hammered a ball out down the left field line to put New Hanover up 4-0.

4A Baseball Game 1: Mooresville takes Game 1 5-2 over Corinth Holders

GREENSBORO, NC – Corinth Holders jumped out to an early lead, but it was Mooresville that had the last word, scoring the last five runs of the game to take Game 1 of the NCHSAA 4A Baseball State Championship Series 5-2.

After a three-up, three-down top of the first for Mooresville, the Pirate offense broke the ice with two runs in the bottom half of the inning. Corinth

Holders got a leadoff double to right from Tanner Smith. Ty Cummings followed that by ripping an RBI single to right, plating the game's first run. Then after a ground out to short advanced Cummings to third, Nick Tyler plated him on a sacrifice fly to right to put Corinth Holders up 2-0 early.

Mooresville finally broke through in the third inning, getting their first hit when Jackson Brant led off with a line drive single to left. Brant got to second on a sacrifice bunt and later scored when Cameron Clonch drove a ball through the right side to cut the Pirates lead to 2-1. Then Davis Turner singled through the right side bringing Blake Burchett around to touch the plate and tie the game at two.

The Blue Devils struck the decisive blow in the top of the fifth when Trevor McHouell led off with a single to left. He stole second base and reached third on an error during a bunt play. With a 3-2 count and no one out, Cummings unleashed a wild pitch that allowed McHouell to come home and Burchett to reach third from first. Then Turner grounded out to second, bringing home Burchett and putting the Blue Devils up 4-2. Mooresville added the final run on an RBI single to left by Nick Merriman.

Justin Poris was the winning pitcher for Mooresville, settling into the game nicely after giving up his only two runs of the game, both earned, during the opening frame. Poris struck out five without issuing a walk, scattering six hits across his seven innings. Ty Cummings was tagged with the loss for the Pirates, allowing five runs, three earned, during his five innings. He walked just one while allowing five hits and striking out two.

4A Baseball Game 2: Mooresville sweeps Corinth Holders with an 8-2 Game 2 victory

GREENSBORO, NC – The Mooresville Blue Devils swept the school's first State Championship Series with a pair of come from behind wins to claim the 4A Baseball State Championship. Mooresville scored four runs in the bottom of the third inning to grab the lead 4-2 and never looked back on the way to an 8-2 Game 2 victory.

Corinth Holders jumped out to a 2-0 lead again in Game 2, plating a pair of runs in the top of the third inning. The Pirates got a leadoff single from Dalton Wood and a single by Tanner Smith to open the inning. Then Wood came home on a throwing error by the catcher as Smith attempted to steal second. Five pitches later the Pirates plated another run with Smith crossing the plate on a passed ball to go up 2-0.

Mooresville responded in the third as John Faulkenberry and Jackson Brant both walked to open the inning. Then Trevor McHouell placed a bunt single that loaded the bases and the Blue Devils knotted the score at two on a double to right by Cameron Clonch. Then Davis Turner singled back up the middle to score two more and give Mooresville a 4-2 lead they did not relinquish.

The Blue Devils grabbed two more runs in the fourth, as Tafton Hensley reached on an error to start the inning. Two batters later, after a sacrifice bunt advanced him to third, Brant singled to right to bring him across the plate. Then with two outs, Brant stole second and crossed the plate as Blake Burchett singled to center and lifted Mooresville to a 6-2 advantage. Hensley's two-RBI double in the fifth closed out the scoring.

Nick Merriman threw a complete game, three-hitter for Mooresville in Game 2. Both runs he allowed were earned as he struck out five while allowing five walks. Game 1 starting pitcher from Mooresville, Justin Poris, was selected as the series Most Valuable Player for his complete game win in the series opener.



Wear Active LLC



Your Carolina Medical Suppliers

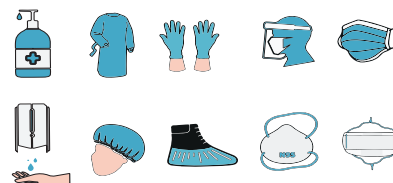
1150 Asheville Hwy Inman, SC 29349

www.wearactive.org

Contact: (864)415-6753 - jstaton@wearactive.org

Wear Active LLC is a medical supply distributor that is a proud Health & Safety PPE Supply Provider of the NCHSAA.

We provide solutions for schools, dental clinics, small businesses, hospitals, and other organizations to create a safer workplace with our high-quality medical supplies.



Coming Soon - Wear Smooth



*Contact for sample

“The hand sanitizer that people actually want to use”

Ditch the cleaning products that are foul-smelling, sticky, and a pain to get customers or students to use.

Wear Smooth

80% alcohol effectively masked by our aloe vera and lemon formula that leaves the user satisfied with smooth hands. Get a medical-grade product that is satisfying to use.



The North Carolina High School Athletic Association is pleased to announce that it has formed a partnership with North Carolina-based company, Lowe's Home Improvement, specifically the Lowe's for Pros division which works closely with government agencies and educational institutions.

Lowe's is the “Official Supplier of the NCHSAA” and will assist member schools in “Bringing Back Sports” this year to ensure the safety and welfare of students, coaches, and spectators.



BASEBALL STATE CHAMPIONSHIPS



OPEN CLASSIFICATION

YEAR	CHAMPION	YEAR	CHAMPION
1914	Sylvan	1922	Clayton
1915	Sylvan	1923	Pomona
1916	Clayton	1924	Shelby
1917	Cherryville	1925	Shelby
1918	Winston-Salem	1926	Clayton
1919	Red Oak	1927	Winston-Salem
1920	Greensboro	1928	Forest City
1921	Red Oak	1929	Shelby

PLAY WENT TO TWO CLASSIFICATIONS IN 1930

YEAR	CLASS A	CLASS B
1930	Charlotte	Shelby
1931	Raleigh	Mount Airy
1932	Charlotte	Roanoke Rapids
1933	Greensboro	Mount Airy
1934	Greensboro	Burlington
1935	Durham	Roanoke Rapids
1936	Raleigh	Burlington
1937	Gastonia	Rockwell
1938	Greensboro	Rockwell

PLAY WENT TO THREE CLASSIFICATIONS IN 1939

YEAR	CLASS A	CLASS B	CLASS C
1939	Durham	Mount Airy	Pleasant Garden
1940	Greensboro	Rockingham	Pleasant Garden
1941	Durham	Hanes	Pleasant Garden
1942	Greensboro	Gray	Stony Point

CLASSIFICATIONS CHANGED TO AA, A, B IN 1943

YEAR	CLASS AA	CLASS A	CLASS B
1943	Wilson	Hanes	
1944	Wilson	Hanes	
1945	-----	-----	
1946	Gastonia	Gray	Clemmons
1947	Gastonia	Gray	Trinity
1948	Gastonia	Gray	Clemmons
1949	Gastonia	Kinston	Clemmons
1950	Gastonia	Kinston	Clemmons

CLASSIFICATIONS CHANGED TO AAA, AA, A IN 1951

YEAR	CLASS AAA	CLASS AA	CLASS A
1951	Gastonia	Laurinburg	West Edgecombe
1952	Burlington	Sanford	Perquimans
1953	Gastonia	Gray	Rock Springs
1954	Gastonia	Sanford	Hertford
1955	Salisbury	Reidsville	Williamston
1956	Wilmington	Rockingham	Red Springs
1957	Wilmington	North Mecklenburg	Kernersville
1958	Gastonia	Massey Hill	Kernersville
1959	Wilmington	Massey Hill	Bessemer City



BASEBALL STATE CHAMPIONSHIPS



PLAY WENT TO FOUR CLASSIFICATIONS IN 1960

YEAR	CLASS AAAA	CLASS AAA	CLASS AA	CLASS A
1960	Greensboro	Southern	Central Davidson	Lucama
1961	CHAMPIONSHIPS WERE NOT HELD			
1962	CHAMPIONSHIPS WERE NOT HELD			
1963	Rocky Mount	Bessemer	Perquimans	Bath
1964	Grimsley	Hendersonville	Northeast Guilford	Elm City
1965	Garinger	Southern Alamance	Northeast Guilford	Mars Hill
1966	North Mecklenburg	New Bern	North Davidson	Crest
1967	Rocky Mount	Kinston	North Davidson	Robersonville
1968	Fike	Hamlet	Holbrook	Ayden
1969	Ben Smith	Southeast Guilford	Williamston	Lucama
1970	Myers Park	Enka	West Columbus	Farmer
1971	Grimsley	Northwest Cabarrus	St. Stephens	Saratoga
1972	Hoggard	Greene Central	St. Stephens	Robersonville
1973	Rocky Mount	Richmond County	St. Stephens	Robersonville
1974	Richmond County	C. B. Aycock	Sylva-Webster	Manteo
1975	Greenville	Williamston	Hallsboro	Culowhee
1976	Richmond County	Williamston	Chatham Central	Manteo
1977	Scotland County	Sylva-Webster	Sun Valley	Rock Ridge
1978	Garner	White Oak	Hallsboro	Lucama
1979	Pinecrest	White Oak	Bunn	Jamesville
1980	Rocky Mount	Greene Central	Cherryville	Jamesville
1981	Grimsley	South Point	North Johnston	Midway
1982	South Caldwell	East Bladen	Cherryville	Edneyville
1983	Richmond County	T. C. Roberson	Whiteville	Hayesville
1984	Independence	Western Guilford	Piedmont	Jamesville
1985	Southern Wayne	Western Guilford	Whiteville	Jamesville
1986	Eastern Wayne	Asheboro	South Robeson	Clarkton
1987	Broughton	North Gaston	Greene Central	Hallsboro
1988	Harding	Southern Alamance	South Brunswick	Hayesville
1989	South Mecklenburg	Kings Mountain	Whiteville	St. Pauls
1990	Hoke County	South Johnston	Greene Central	Hendersonville
1991	South View	Statesville	Whiteville	St. Pauls
1992	Glenn	West Henderson	Cherryville	Princeton
1993	New Hanover	Kings Mountain	Cherryville	East Montgomery
1994	New Hanover	Cape Fear	Northside	Princeton
1995	Providence	East Rowan	Lincolnton	Williamston
1996	Lee	Rockingham County	Manteo	North Brunswick
1997	Rose	Forest Hills	Southwest Guilford	Chatham Central
1998	Northwest Guilford	Havelock	Eastern Randolph	Cherryville
1999	Rose	Fike	East Davidson	Maiden
2000	Apex	T.C. Roberson	Greene Central	Bladenboro
2001	Lee	Franklin	Shelby	Cherryville
2002	Fuquay-Varina	T.C. Roberson	East Rutherford	South Stokes
2003	Rose	Ashbrook	East Rutherford	South Stokes
2004	Rose	West Brunswick	East Rutherford	South Stokes
2005	D.H. Conley	Southern Alamance	North Lenoir	Farmville Central
2006	Scotland	D.H.Conley	North Lenoir	Chatham Central
2007	South Caldwell	Charles B. Aycock	East Rutherford	Princeton
2008	Rose	Rocky Mount	Orange	Cherryville
2009	Ardrey Kell	Lake Norman	Dalton McMichael	South Stanly
2010	E.A. Laney	East Rowan	East Rutherford	West Wilkes
2011	Holly Springs	South Point	Randleman	East Columbus
2012	Middle Creek	Weddington	Whiteville	South Stanly
2013	South Mecklenburg	Weddington	Piedmont	South Stanly
2014	West Forsyth	Topsail	Midway	Whiteville
2015	Providence	Marvin Ridge	South Granville	Whiteville
2016	North Davidson	Marvin Ridge	East Rutherford	Cherryville
2017	T.C. Roberson	Northern Guilford	John A. Holmes	Whiteville
2018	Fuquay-Varina	New Hanover	Whiteville	Murphy
2019	Mooresville	New Hanover	North Lincoln	Uwharrie Charter
2020	SEASON/TOURNAMENT CANCELLED (COVID-19 PANDEMIC)			



CHANGE STARTS ON THE INSIDE

Meet the All-New 2021 A2000 Lineup,
Now with Spin Control Technology.

WILSON.COM

© 2020 Wilson Sporting Goods Co.





BASEBALL STATE CHAMPIONSHIPS SCORES



CLASS AA					CLASS A				CLASS B			
YEAR	CHAMPION		RUNNER-UP		CHAMPION		RUNNER-UP		CHAMPION		RUNNER-UP	
1943	Wilson		Greensboro		Hanes		Sanford		-----		-----	
1944	Wilson		R.J. Reynolds		Haney		Whiteville		-----		-----	
1945	-----		-----		-----		-----		-----		-----	
1946	Gastonia	3	Wilmington	1	Gray		Sanford		Clemmons		Stanley	
1947	Gastonia	8	Wilmington	7	Gray		Sanford		Red Oak		Bessemer City	
1948	Gastonia	18	Charles L. Coon	0	Gray	7	Sanford	4	Clemmons	5	Red Oak	3
1949	Gastonia		Wilmington		Kinston		Thomasboro		Clemmons	8	Southern Pines	6
1950	Gastonia	12	Wilson	0	Kinston	17	Reidsville	3	Clemmons	5	Angier	1
	Gastonia	12	Wilson	0								

CLASSIFICATIONS CHANGED TO AAA, AA, A IN 1951

YEAR	CLASS AAA				CLASS AA				CLASS A			
	CHAMPION		RUNNER-UP		CHAMPION		RUNNER-UP		CHAMPION		RUNNER-UP	
1951	Gastonia	6	Wilmington	5	Laurinburg	11	Tech	1	W. Edgecombe	8	Madison	5
	Gastonia	6	Wilmington	5								
1952	Burlington	18	Wilson	8	Sanford	10	Tech	1	Perquimans	16	Madison	3
1953	Gastonia	9	Wilson	7	Gray	19	Kinston	8	Rock Springs	8	Hertford	7
1954	Gastonia	8	Wilmington	6	Sanford	4	Gray	1	Hertford	14	Mount Holly	5
	Gastonia	0	Wilmington	2								
	Gastonia	6	Wilmington	5								
1955	Salisbury	14	Wilmington	9	Reidsville	7	Laurinburg	8	Williamston	2	Colifax	0
					Reidsville	19	Laurinburg	4				
					Reidsville	10	Laurinburg	4				
1956	Wilmington	4	R.J. Reynolds	1	Rockingham	8	Walkertown	7	Red Springs	8	Mocksville	4
1957	Wilmington	5	Greensboro	4	North Meck	4	Kinston	3	Kernersville	11	Williamston	1
1958	Gastonia	5	Wilmington	4	Massey Hill	4	Myers Park	1	Kernersville	16	Red Springs	1
1959	Wilmington	6	Greensboro	2	Massey Hill	2	West Meck	0	Bessemer City	4	Rock Ridge	3 (10)
	Wilmington	5	Greensboro	1	Massey Hill	2	West Meck	5	Bessemer City	6	Rock Ridge	2
					Massey Hill	2	West Meck	0				

Note: Where one game is listed, that may be the final game of the series (Game 2 in a two-game sweep or Game 3 in a 2-1 split.)

PLAY WENT TO FOUR CLASSIFICATIONS IN 1960

4A CHAMPIONSHIP SCORES				3A CHAMPIONSHIP SCORES			
YEAR	CHAMPION		RUNNER-UP	YEAR	CHAMPION		RUNNER-UP
1960	Greensboro	4	West Mecklenburg 2	1960	Southern	2	Gray 0
1961	NO CHAMPIONSHIP HELD			1961	NO CHAMPIONSHIP HELD		
1962	NO CHAMPIONSHIP HELD			1962	NO CHAMPIONSHIP HELD		
1963	Rocky Mount	11	Page 6	1963	Bessemer	5	Chapel Hill 2
1964	Grimsley	5	Wilmington 0	1964	Hendersonville	13	Roxboro 2
1965	Garinger	2	Rocky Mount 1	1965	Southern Alamance	4	Henderson 1
1966	North Mecklenburg	0	Ben L. Smith 1 (8 inn)	1966	New Bern	2	Southern Alamance 0
	North Mecklenburg	3	Ben L. Smith 1	1967	Kinston	4	Northeast Guilford 2
	North Mecklenburg	6	Ben L. Smith 5		Kinston	8	Northeast Guilford 4
1967	Rocky Mount	7	West Mecklenburg 5	1968	Hamlet	1	Bowman 0
	Rocky Mount	1	West Mecklenburg 2		Hamlet	1	Bowman 5
	Rocky Mount	4	West Mecklenburg 1		Hamlet	6	Bowman 3
1968	Fike	3	High Point Centra 2	1969	Southeast Guilford	3	Stedman 0
1969	Ben L. Smith	3	West Mecklenburg 1		Southeast Guilford	3	Stedman 2
	Ben L. Smith	3	West Mecklenburg 1	1970	Enka	7	Tarboro 0
1970	Myers Park	2	Kinston Grainger 1		Enka	5	Tarboro 1
	Myers Park	0	Kinston Grainger 1	1971	<u>Northwest Cabarrus</u>		Forbush
	Myers Park	2	Kinston Grainger 0		<u>Northwest Cabarrus</u> 1		Forbush 0
1971	Grimsley	2	West Mecklenburg 1	1972	Greene Central		<u>Northwest Cabarrus</u>
	Grimsley	9	West Mecklenburg 2		<u>Greene Central</u>		Northwest Cabarrus
1972	Hoggard	11	T.W. Andrews 5		<u>Greene Central</u> 9		Northwest Cabarrus7(10 inn)
	Hoggard	4	T.W. Andrews 5	1973	Richmond Senior	8	South Stokes 0
	Hoggard	13	T.W. Andrews 1		Richmond Senior	9	South Stokes 3
1973	Rocky Mount	2	North Mecklenburg 5	1974	C.B. Aycock	1	Ragsdale 0*
	Rocky Mount	6	North Mecklenburg 3		C.B. Aycock	8	Ragsdale 6
	Rocky Mount	4	North Mecklenburg 1		* denotes no hitter		

* denotes no hitter



BASEBALL STATE CHAMPIONSHIPS SCORES



4A CHAMPIONSHIP SCORES

YEAR	CHAMPION		RUNNER-UP	
1974	Richmond Senior	3	Durham	2
	Richmond Senior	13	Durham	0
1975	Greenville	2	Harding	0
	Greenville	2	Harding	0
1976	Richmond Senior	3	Garinger	2
	Richmond Senior	11	Garinger	12
	Richmond Senior	8	Garinger	1
1977	Scotland County	1	Hunter Huss	0
	Scotland County	2	Huner Huss	0
1978	Garner	4	West Mecklenburg	3
	Garner	1	West Mecklenburg	3
	Garner	7	West Mecklenburg	6
1979	Pinecrest	8	Garinger	3
	Pinecrest	7	Garinger	0
1980	Rocky Mount	7	Grimsley	2
	Rocky Mount	7	Grimsley	2
1981	Grimsley	3	Cape Fear	1
	Grimsley	1	Cape Fear	0
1982	South Caldwell	3	Eastern Wayne	1
	South Caldwell	1	Eastern Wayne	2
	South Caldwell	7	Eastern Wayne	5
1983	Richmond Senior	7	Page	1
	Richmond Senior	8	Page	5
1984	Independence	3	New Hanover	2
	Independence	0	New Hanover	6
	Independence	5	New Hanover	0
1985	Southern Wayne	3	Ashbrook	2
	Southern Wayne	1	Ashbrook	4
	Southern Wayne	3	Ashbrook	1
1986	Eastern Wayne	6	Grimsley	0
	Eastern Wayne	3	Grimsley	2
1987	Broughton	0	A.C. Reynolds	3
	Broughton	12	A.C. Reynolds	9
	Broughton	5	A.C. Reynolds	2
1988	Harding	8	J.H. Rose	7(8 inn)
	Harding	4	J.H. Rose	6
	Harding	11	J.H. Rose	8
1989	South Mecklenburg	7	Hunt	2
	South Mecklenburg	6	Hunt	7
	South Mecklenburg	9	Hunt	2
1990	Hoke County	4	Glenn	3
	Hoke County	12	Glenn	4
1991	South View	3	Glenn	2
	South View	8	Glenn	3
1992	Glenn	5	Sanderson	1
	Glenn	3	Sanderson	7
	Glenn	13	Sanderson	2
1993	New Hanover	13	Alexander Central	0
	New Hanover	8	Alexander Central	3(10 inn)
1994	New Hanover	4	Scotland County	0
	New Hanover	2	Scotland County	1(8 inn)
1995	Providence	8	New Hanover	7
	Providence	4	New Hanover	1
1996	Lee County	3	Durham Jordan	2
	Lee County	6	Durham Jordan	3
1997	J.H. Rose	4	Providence	3
	J.H. Rose	7	Providence	3

* denotes no hitter

3A CHAMPIONSHIP SCORES

YEAR	CHAMPION		RUNNER-UP	
1975	Game 1 Information Not Available			
	Game 2 Information Not Available			
	Williamston	7	North Buncombe	2
1976	Williamston	6	Fred T. Foard	0
	Williamston	3	Fred T. Foard	2
1977	Sylva-Webster	8	Wake Forest-Roles.	0
	Sylva-Webster	10	Wake Forest-Roles.	1
1978	White Oak	7	South Iredell	1
	White Oak	2	South Iredell	0
1979	White Oak	5	East Gaston	3
	White Oak	4	East Gaston	2
1980	Greene Central	4	Kings Mountain	1
	Greene Central	3	Kings Mountain	2
1981	South Point	7	Eastern Randolph	0
	South Point	9	Eastern Randolph	2
1982	East Bladen	1	East Surry	0
	East Bladen	1	East Surry	2
	East Bladen	6	East Surry	0
1983	T.C. Roberson	3	Havelock	2
	T.C. Roberson	5	Havelock	6
	T.C. Roberson	10	Havelock	4
1984	Western Guilford	4	A.C. Reynolds	1
	Western Guilford	4	A.C. Reynolds	3
1985	Western Guilford	1	North Davidson	0
	Western Guilford	3	North Davidson	2
1986	Asheboro	2	South Iredell	1
	Asheboro	6	South Iredell	1
1987	North Gaston	3	Southern Durham	7
	North Gaston	8	Southern Durham	2
	North Gaston	8	Southern Durham	1
1988	Southern Alamance	9	Erwin	2
	Southern Alamance	15	Erwin	3
1989	Kings Mountain	8	Rockingham Co.	6
	Kings Mountain	10	Rockingham Co.	0
1990	South Johnston	4	North Gaston	1
	South Johnston	5	North Gaston	3
1991	Statesville	8	Washington	7(11 inn)
	Statesville	19	Washington	6
1992	West Henderson	3	Southern Alamance	0
	West Henderson	6	Southern Alamance	4
1993	Kings Mountain	2	Asheboro	5
	Kings Mountain	2	Asheboro	1
	Kings Mountain	9	Asheboro	5
1994	Cape Fear	4	South Point	3
	Cape Fear	2	South Point	7
	Cape Fear	4	South Point	0
1995	East Rowan	7	Asheboro	0
	East Rowan	4	Asheboro	0
1996	Rockingham Co.	3	East Rutherford	2
	Rockingham Co.	5	East Rutherford	4(8 inn)
1997	Forest Hills	3	Beddingfield	1
	Forest Hills	8	Beddingfield	2
1998	Havelock	2	North Gaston	0
	Havelock	6	North Gaston	7
	Havelock	8	North Gaston	2
1999	Fike	0	T.C. Roberson	3
	Fike	2	T.C. Roberson	1(8 inn)
	Fike	6	T.C. Roberson	3



BASEBALL STATE CHAMPIONSHIPS SCORES



4A CHAMPIONSHIP SCORES

YEAR	CHAMPION	RUNNER-UP
1998	Northwest Guilford 11	Athens Drive 7
	Northwest Guilford 2	Athens Drive 14
	Northwest Guilford 7	Athens Drive 5
1999	J.H. Rose 8	South Mecklenburg 0
	J.H. Rose 11	South Mecklenburg 3
2000	Apex 10	Richmond Senior 1
	Apex 9	Richmond Senior 1
2001	Lee County 4	Southeast Guilford 3
	Lee County 3	Southeast Guilford 7
	Lee County 9	Southeast Guilford 5
2002	Fuquay-Varina 11	West Forsyth 1
	Fuquay-Varina 5	West Forsyth 1
2003	J.H. Rose 6	Myers Park 4
	J.H. Rose 1	Myers Park 4
	J.H. Rose 6	Myers Park 4
2004	J.H. Rose 14	Independence 8
	J.H. Rose 0	Independence 1
	J.H. Rose 11	Independence 5
2005	D.H. Conley 2	South Mecklenburg 1(8 inn)
	D.H. Conley 3	South Mecklenburg 1
2006	Scotland County 0	South Caldwell 12(5 inn)
	Scotland County 2	South Caldwell 0
	Scotland County 10	South Caldwell 5
2007	South Caldwell 4	Ashley 1
	South Caldwell 10	Ashley 0(5 inn)
2008	J.H. Rose 5	Ardrey Kell 3(8 inn)
	J.H. Rose 4	Ardrey Kell 3
2009	Ardrey Kell 9	Sanderson 5
	Ardrey Kell 1	Sanderson 0
2010	Laney 3	East Forsyth 4
	Laney 6	East Forsyth 3
	Laney 6	East Forsyth 5(9 inn)
2011	Holly Springs 4	T.C. Roberson 0
	Holly Springs 11	T.C. Roberson 5
2012	Middle Creek 2	W.A. Hough 0
	Middle Creek 10	W.A. Hough 4
2013	South Mecklenburg 2	Fuquay-Varina 3
	South Mecklenburg 2	Fuquay-Varina 1
	South Mecklenburg 7	Fuquay-Varina 4
2014	West Forsyth 6	Richmond Senior 4
	West Forsyth 7	Richmond Senior 8
	West Forsyth 6	Richmond Senior 3
2015	Providence 3	Millbrook 4
	Providence 10	Millbrook 0(5 inn)
	Providence 10	Millbrook 2
2016	North Davidson 6	Green Hope 0
	North Davidson 5	Green Hope 2
2017	T.C. Roberson 3	New Hanover 1
	T.C. Roberson 10	New Hanover 4
2018	Fuquay-Varina 0	Ardrey Kell 3
	Fuquay-Varina 3	Ardrey Kell 2
	Fuquay-Varina 10	Ardrey Kell 6
2019	Mooreville 5	Corinth Holders 2
	Mooreville 8	Corinth Holders 2
2020	SEASON/TOURNAMENT CANCELLED (COVID-19 PANDEMIC)	

3A CHAMPIONSHIP SCORES

YEAR	CHAMPION	RUNNER-UP
2000	T.C. Roberson 7	Fuquay-Varina 4
	T.C. Roberson 4	Fuquay-Varina 0
2001	Franklin 2	Southern Durham 12(6 inn)
	Franklin 4	Southern Durham 3
	Franklin 7	Southern Durham 6
2002	T.C. Roberson 5	Glenn 2
	T.C. Roberson 9	Glenn 7
2003	Ashbrook 3	East Chapel Hill 0(8 inn)
	Ashbrook 8	East Chapel Hill 2
2004	West Brunswick 11	West Rowan 2
	West Brunswick 2	West Rowan 3
	West Brunswick 9	West Rowan 3
2005	Southern Alamance 5	Northwest Cabarrus 3
	Southern Alamance 1	Northwest Cabarrus 5
	Southern Alamance 10	Northwest Cabarrus 0(5 inn)
2006	D.H. Conley 2	Ragsdale 7
	D.H. Conley 10	Ragsdale 2
	D.H. Conley 2	Ragsdale 0
2007	C.B. Aycock 9	Southeast Guilford 3
	C.B. Aycock 10	Southeast Guilford 2
2008	Rocky Mount 7	East Rowan 4
	Rocky Mount 2	East Rowan 6
	Rocky Mount 8	East Rowan 6
2009	Lake Norman 9	Eastern Wayne 2
	Lake Norman 0	Eastern Wayne 3
	Lake Norman 8	Eastern Wayne 7
2010	East Rowan 9	Hunt 3
	East Rowan 15	Hunt 10
2011	South Point 12	Northeast Guilford 6
	South Point 11	Northeast Guilford 12
	South Point 8	Northeast Guilford 5
2012	Weddington 5	C.B. Aycock 3
	Weddington 4	C.B. Aycock 2
2013	Weddington 12	D.H. Conley 5
	Weddington 6	D.H. Conley 7
	Weddington 17	D.H. Conley 14
2014	Topsail 5	Piedmont 3
	Topsail 5	Piedmont 4
2015	Marvin Ridge 2	C.B. Aycock 0
	Marvin Ridge 7	C.B. Aycock 3
2016	Marvin Ridge 3	Topsail 6
	Marvin Ridge 10	Topsail 0
	Marvin Ridge 10	Topsail 7
2017	Northern Guilford 4	Crest 2
	Northern Guilford 2	Crest 4
	Northern Guilford 2	Crest 1
2018	New Hanover 8	Crest 4
	New Hanover 2	Crest 1
2019	New Hanover 7	Marvin Ridge 3
	New Hanover 4	Marvin Ridge 0
2020	SEASON/TOURNAMENT CANCELLED (COVID-19 PANDEMIC)	

* denotes no hitter



BASEBALL STATE CHAMPIONSHIPS SCORES



2A CHAMPIONSHIP SCORES

YEAR	CHAMPION	RUNNER-UP
1960	Central Davidson 6	Hertford 4
1961	NO CHAMPIONSHIP HELD	
1962	NO CHAMPIONSHIP HELD	
1963	Perquimans 3	Granite Falls 2
1964	Northeast Guilford 5	Perquimans 4
1965	Northeast Guilford 15	Seventy-First 5
1966	North Davidson 2	Havelock 1
	North Davidson 5	Havelock 3
1967	North Davidson 3	Fairmont 13
	North Davidson 7	Fairmont 2
	North Davidson 3	Fairmont 0
1968	Holbrook 4	Camp Lejeune 3
	Holbrook 3	Camp Lejeune 2
1969	Williamston 5	T.C. Roberson 11
	Williamston 14	T.C. Roberson 7
	Williamston 11	T.C. Roberson 9
1970	West Columbus 10	Hendersonville 2
	West Columbus 5	Hendersonville 2
1971	St. Stephens 2	Jones 3
	St. Stephens 6	Jones 3
	St. Stephens 3	Jones 2
1972	St. Stephens 5	Mount Pleasant 4
	St. Stephens 11	Mount Pleasant 6
1973	St. Stephens 16	Southern Guilford 1
	St. Stephens 1	Southern Guilford 12
	St. Stephens 6	Southern Guilford 2
1974	Game 1 Information Not Available	
	Game 2 Information Not Available	
	Sylva-Webster 8	Hallsboro 3
1975	Hallsboro 3	Sylva-Webster 2
	Hallsboro 5	Sylva-Webster 2
1976	Chatham Central 9	South Granville 0
	Chatham Central 5	South Granville 1
1977	Sun Valley 7	Dixon 0
	Sun Valley 8	Dixon 1
1978	Hallsboro 12	East Davidson 1
	Hallsboro 6	East Davidson 2
1979	Bunn 7	Franklin 5
	Bunn 7	Franklin 4
1980	Cherryville 2	Fuquay-Varina 0
	Cherryville 3	Fuquay-Varina 2
1981	North Johnston 5	East Davidson 1
	North Johnston 12	East Davidson 2
1982	Cherryville 1	South Granville 3
	Cherryville 4	South Granville 2
	Cherryville 9	South Granville 0
1983	Whiteville 7	Piedmont 6
	Whiteville 10	Piedmont 4
1984	Piedmont 4	East Carteret 1
	Piedmont 12	East Carteret 2
1985	Whiteville 1	Randleman 0
	Whiteville 14	Randleman 2
1986	South Robeson 1	Bessemer City 2
	South Robeson 4	Bessemer City 3
	South Robeson 4	Bessemer City 3
1987	Greene Central 3	West Wilkes 2
	Greene Central 7	West Wilkes 9
	Greene Central 4	West Wilkes 0

1A CHAMPIONSHIP SCORES

YEAR	CHAMPION	RUNNER-UP
1960	Lucama 1	West Yadkin 0
1961	NO CHAMPIONSHIP HELD	
1962	NO CHAMPIONSHIP HELD	
1963	Bath 3	Tar Heel 2
1964	Elm City 6	Cobb Memorial 1
1965	Mars Hill 10	Pantego 1
1966	Crest 8	Cleveland 7
	Crest 8	Cleveland 6
1967	Robersonville 4	Crest 1
	Robersonville 9	Crest 2
1968	Ayden 8	Chatham Central 3
	Ayden 6	Chatham Central 0
1969	Game 1 Information not available	
	Game 2 Information not available	
	Lucama 6	Farmer 1
1970	Farmer 0	Robersonville 1(17 inn)
	Farmer 2	Robersonville 1
	Farmer 4	Robersonville 1
1971	Saratoga 1	Littlefield 0
	Saratoga 13	Littlefield 4
1972	Robersonville 5	Rowland 4
	Robersonville 14	Rowland 4
1973	Robersonville 3	Red Springs 2
	Robersonville 3	Red Springs 0
1974	Manteo 11	Cullowhee 8
	Manteo 2	Cullowhee 0
1975	Game 1 Information not available	
	Cullowhee 10	Clement 0
1976	Manteo 5	Greenwood 1
	Manteo 11	Greenwood 12
	Manteo 6	Greenwood 4
1977	Rock Ridge 7	Polk Central 5
	Rock Ridge 2	Polk Central 5
	Rock Ridge 7	Polk Central 2
1978	Lucama 3	Prospect 1
	Lucama 13	Prospect 9
1979	Jamesville 3	Prospect 1
	Jamesville 15	Prospect 3
1980	Jamesville 7	Hayesville 1
	Jamesville 4	Hayesville 1
1981	Midway 6	Nakina 4
	Midway 19	Nakina 7
1982	Edneyville 2	Cardinal Gibbons 1
	Edneyville 7	Cardinal Gibbons 6
1983	Hayesville 9	Jamesville 1
	Hayesville 9	Jamesville 8
1984	Jamesville 12	Hayesville 1
	Jamesville 26	Hayesville 6
1985	Jamesville 4	Andrews 5
	Jamesville 5	Andrews 1
	Jamesville 7	Andrews 1
1986	Clarkton 0	Chatham Central 4
	Clarkton 6	Chatham Central 5
	Clarkton 7	Chatham Central 1
1987	Hallsboro 12	Hayesville 1
	Hallsboro 6	Hayesville 0
1988	Hayesville 4	Hallsboro 6
	Hayesville 6	Hallsboro 4
	Hayesville 10	Hallsboro 5



BASEBALL STATE CHAMPIONSHIPS SCORES



2A CHAMPIONSHIP SCORES

YEAR	CHAMPION		RUNNER-UP	
1988	South Brunswick	10	Charlotte Catholic	4
	South Brunswick	8	Charlotte Catholic	6
1989	Whiteville	6	West Stanly	5
	Whiteville	7	West Stanly	3
1990	Greene Central	6	Owen	2
	Greene Central	10	Owen	6
1991	Whiteville	20	Owen	7
	Whiteville	21	Owen	7
1992	Cherryville	2	Whiteville	1
	Cherryville	5	Whiteville	11
	Cherryville	5	Whiteville	1
1993	Cherryville	12	Greene Central	2
	Cherryville	9	Greene Central	8
1994	Northside-Pinetown	10	Owen	0
	Northside-Pinetown	6	Owen	2
1995	Lincolnton	1	Western Guilford	6
	Lincolnton	3	Western Guilford	1
	Lincolnton	5	Western Guilford	0
1996	Manteo	11	East Davidson	5
	Manteo	9	East Davidson	8
1997	Southwest Guilford	1	Cherryville	2
	Southwest Guilford	2	Cherryville	1(8 inn)
	Southwest Guilford	6	Cherryville	4
1998	Eastern Randolph	10	Whiteville	0(5 inn)
	Eastern Randolph	4	Whiteville	6
	Eastern Randolph	8	Whiteville	2
1999	East Davidson	6	Reidsville	3
	East Davidson	6	Reidsville	2
2000	Greene Central	2	North Rowan	3
	Greene Central	14	North Rowan	1(5 inn)
	Greene Central	10	North Rowan	2
2001	Shelby	6	Greene Central	2
	Shelby	5	Greene Central	7
	Shelby	6	Greene Central	5
2002	East Rutherford	5	Greene Central	3
	East Rutherford	5	Greene Central	4
2003	East Rutherford	11	East Columbus	0(5 inn)
	East Rutherford	14	East Columbus	4(5 inn)
2004	East Rutherford	7	SW Edgecombe	3
	East Rutherford	4	SW Edgecombe	5
	East Rutherford	6	SW Edgecombe	4
2005	North Lenoir	3	Owen	1
	North Lenoir	5	Owen	1
2006	North Lenoir	13	Forbush	1(5 inn)
	North Lenoir	5	Forbush	11
	North Lenoir	10	Forbush	5
2007	East Rutherford	0	North Lenoir	4
	East Rutherford	3	North Lenoir	1
	East Rutherford	8	North Lenoir	1
2008	Orange	6	East Rutherford	0
	Orange	3	East Rutherford	2
2009	McMichael	16	Patton	6(5 inn)
	McMichael	6	Patton	3
2010	East Rutherford	5	Graham	1
	East Rutherford	4	Graham	3
2011	Randleman	14	East Rutherford	6
	Randleman	5	East Rutherford	10
	Randleman	8	East Rutherford	7

1A CHAMPIONSHIP SCORES

YEAR	CHAMPION		RUNNER-UP	
1989	St. Pauls	3	East Montgomery	14
	St. Pauls	8	East Montgomery	4
	St. Pauls	10	East Montgomery	2
1990	Hendersonville	3	Southwest Onslow	5
	Hendersonville	8	Southwest Onslow	7
	Hendersonville	17	Southwest Onslow	14
1991	St. Pauls	11	Southwest Onslow	12
	St. Pauls	13	Southwest Onslow	2
	St. Pauls	18	Southwest Onslow	3
1992	Princeton	5	Swain County	4
	Princeton	18	Swain County	4
1993	East Montgomery	4	Princeton	0
	East Montgomery	3	Princeton	7
	East Montgomery	6	Princeton	3
1994	Princeton	3	Rosman	7
	Princeton	6	Rosman	4
	Princeton	15	Rosman	8
1995	Williamston	3	Swain County	7
	Williamston	2	Swain County	1
	Williamston	11	Swain County	0
1996	North Brunswick	5	Roanoke	4
	North Brunswick	14	Roanoke	3
1997	Chatham Central	6	Pamlico	3
	Chatham Central	10	Pamlico	9
1998	Cherryville	8	Williamston	3
	Cherryville	11	Williamston	6
1999	Maiden	1	Bladenboro	2
	Maiden	8	Bladenboro	7(8 inn)
	Maiden	7	Bladenboro	6(8 inn)
2000	Bladenboro	4	Swain County	0
	Bladenboro	0	Swain County	8
	Bladenboro	11	Swain County	1(6 inn)
2001	Cherryville	6	Williamston	4(8 inn)
	Cherryville	7	Williamston	2
2002	South Stokes	10	Williamston	7
	South Stokes	4	Williamston	7
	South Stokes	3	Williamston	2
2003	South Stokes	6	Ayden-Grifton	2(9 inn)
	South Stokes	3	Ayden-Grifton	1
2004	South Stokes	10	Princeton	1
	South Stokes	9	Princeton	7(8 inn)
2005	Farmville Central	5	Chatham Central	2
	Farmville Central	3	Chatham Central	1
2006	Chatham Central	9	West Columbus	8
	Chatham Central	2	West Columbus	9
	Chatham Central	13	West Columbus	3
2007	Princeton	7	East Surry	3
	Princeton	3	East Surry	4
	Princeton	7	East Surry	3
2008	Cherryville	2	Topsail	0
	Cherryville	11	Topsail	0(5 inn)
2009	South Stanly	6	Topsail	2
	South Stanly	7	Topsail	2
2010	West Wilkes	3*	Dixon	8
	West Wilkes	14	Dixon	10
	West Wilkes	7	Dixon	6(9 inn)

* denotes no hitter



BASEBALL STATE CHAMPIONSHIPS SCORES



2A CHAMPIONSHIP SCORES

YEAR	CHAMPION		RUNNER-UP	
2012	Whiteville	3	Randleman	2
	Whiteville	3	Randleman	1
2013	Piedmont	9	North Brunswick	3
	Piedmont	9	North Brunswick	8
2014	Midway	10	Bunker Hill	3
	Midway	3	Bunker Hill	4
	Midway	4	Bunker Hill	2
2015	South Granville	9	Randleman	2
	South Granville	1	Randleman	11(6 inn)
	South Granville	8	Randleman	4
2016	East Rutherford	8	South Granville	0
	East Rutherford	9	South Granville	3
	East Rutherford	10	South Granville	5
2017	John A. Holmes	3	R-S Central	1
	John A. Holmes	7	R-S Central	2
2018	Whiteville	0	Ledford	10
	Whiteville	8	Ledford	3
	Whiteville	6	Ledford	4
2019	North Lincoln	2	Randleman	0
	North Lincoln	9	Randleman	7
2020	SEASON/TOURNAMENT CANCELLED (COVID-19 PANDEMIC)			

1A CHAMPIONSHIP SCORES

YEAR	CHAMPION		RUNNER-UP	
2011	East Columbus	2	South Stanly	3
	East Columbus	5	South Stanly	1
	East Columbus	8	South Stanly	7
2012	South Stanly	13	Voyager Academy	0(5 inn)
	South Stanly	6	Voyager Academy	1
2013	South Stanly	3	Midway	0
	South Stanly	14	Midway	16
	South Stanly	14	Midway	12
2014	Whiteville	4	East Surry	7
	Whiteville	10	East Surry	0(5 inn)
	Whiteville	3	East Surry	2
2015	Whiteville	7	South Stanly	0
	Whiteville	2	South Stanly	6
	Whiteville	6	South Stanly	1
2016	Cherryville	5	Whiteville	4
	Cherryville	7	Whiteville	4
2017	Whiteville	10	Murphy	0
	Whiteville	9	Murphy	8
2018	Murphy	7	West Columbus	5
	Murphy	8	West Columbus	5
2019	Uwharrie Charter	6	Rosewood	4
	Uwharrie Charter	10	Rosewood	2
2020	SEASON/TOURNAMENT CANCELLED (COVID-19 PANDEMIC)			

* denotes no hitter



We make insurance
a priority, so you
don't have to.

We understand you have more important things to take care of in life than comparing insurance plans. That's why at McGriff Insurance Services, we streamline the process by listening to your needs and tailoring policies specifically to you.



Dan Nunnery, Sr. V.P., Educational Risk
1.800.948.3486 | DNunnery@McGriffInsurance.com
Endorsed by the NCHSAA and the NCADA

© 2019, McGriff Insurance Services, Inc. All rights reserved.



TROPHIES - PLAQUES - AWARDS

150 Annaron Court
Raleigh, NC 27603

919.828.2887
919.829.5721 FAX
www.mortstrophies.com
sales@mortstrophies.com

*The preferred awards provider of the NCHSAA
now offers student-athletes the opportunity
to have their own smaller version
of their team's championship trophy.*



Approx 8.5", \$35 each + S&H

Contact us today!



FUEL YOUR GAME FROM FIRST FACE OFF TO THE LAST WHISTLE. WIN FROM WITHIN.®

©2017 SVC, Inc. GATORADE and the G BOLT design are registered trademarks of SVC, Inc.





BASEBALL STATE PLAYOFF RECORDS



Through 2021 Regional Round

SCHOOL	APP	W	L	PCT.	LAST APP	SCHOOL	APP	W	L	PCT.	LAST APP
Acme-Delco	6	2	6	.250	1992	Christ the King	1	0	1	.000	NA
Albemarle	19	21	19	.525	2015	Clarkton	4	8	4	.667	1988
Alexander Central	28	28	29	.491	2019	Clayton	28	18	28	.391	2019
Alleghany	19	11	19	.367	2017	Cleveland	4	2	4	.333	2019
Andrews, T.W.	1	0	1	.000	2013	Clinton	21	20	21	.488	2018
Andrews	19	11	20	.355	2018	Coats	2	1	2	.333	1984
Anson County	11	6	11	.353	2019	Columbia	20	5	20	.200	2018
Apex	21	36	21	.632	2019	Comm School of Davidson	4	1	4	.200	2017
Apex Friendship	1	0	1	.000	2019	Concord	3	1	3	.250	2016
Ardrey Kell	14	32	16	.697	2019	Conley, D.H.	26	50	30	.625	2019
Ashbrook	13	15	13	.536	2016	Corinth Holders	7	13	10	.565	2019
Ashe Central	3	0	3	.000	1999	Cornerstone Charter	1	0	1	.000	NA
Ashe County	8	1	8	.111	2017	Cox Mill	10	9	9	.500	2019
Asheboro	10	16	12	.571	2017	Crest	19	36	23	.610	2019
Asheville	31	37	32	.536	2019	Cramer, Stuart	4	0	4	.000	2018
Ashley	10	7	10	.412	2019	Creswell	6	1	6	.143	2013
Athens Drive	14	16	15	.516	2016	Croatan	17	12	17	.414	2018
Avery County	8	6	8	.429	2015	Cullowhee	3	3	3	.500	1983
Aycock, Charles B.	31	44	32	.579	2018	Cummings	2	0	2	.000	1992
Ayden-Grifton	29	18	30	.375	2019	Currituck	27	37	27	.578	2019
Bandys	18	12	19	.387	2019	Cuthbertson	10	17	10	.630	2019
Bartlett Yancey	6	3	6	.333	2016	Davie County	22	19	22	.463	2019
Bath	7	6	7	.462	1989	Dixon	22	23	25	.479	2019
Bear Grass	19	14	20	.412	2019	Draughn, J.C	6	3	6	.333	2017
Beaver Creek	6	6	6	.500	1998	Dudley	12	2	12	.143	2018
Beddingfield	5	5	6	.455	2014	Durham	1	0	1	.000	1980
Berry Academy	8	5	8	.385	2008	Durham School of the Arts	1	0	1	.000	2004
Bertie	7	0	7	.000	2018	East Bladen	24	31	24	.564	2019
Bessemer City	27	24	27	.471	2018	East Burke	5	1	5	.167	2009
Bishop McGuinness	9	11	10	.524	2017	East Carteret	31	29	33	.468	2019
Bladenboro	10	15	11	.577	2001	East Chapel Hill	15	8	16	.333	2019
Blue Ridge	15	4	15	.211	2017	East Columbus	11	21	11	.656	2017
Bowman	2	0	2	.000	1984	East Davidson	22	33	24	.579	2017
Brevard	18	4	18	.182	2019	East Duplin	20	12	20	.375	2019
Britt, Jack	13	3	13	.188	2019	East Forsyth	24	35	28	.556	2019
Broughton	16	17	16	.515	2019	East Gaston	22	11	22	.333	2018
Brown, A.L.	14	7	14	.333	2017	East Henderson	12	3	12	.200	2013
Bunker Hill	18	15	18	.455	2018	East Lincoln	23	19	24	.442	2019
Bunn	30	21	30	.412	2019	East Mecklenburg	15	3	15	.167	2018
Burns	14	15	15	.500	2019	East Montgomery	23	33	24	.579	2018
Butler	13	22	13	.629	2017	East Rowan	29	47	29	.618	2019
Byrd, Douglas	6	0	6	.000	2017	East Rutherford	28	69	28	.711	2019
Camden County	29	32	29	.525	2017	East Surry	35	54	37	.593	2019
Cape Fear	21	17	22	.436	2019	East Wake	9	6	9	.400	2019
Cape Hatteras	5	0	5	.000	2019	East Wake Academy	4	2	4	.333	2019
Cardinal Gibbons	13	14	14	.500	2019	East Wilkes	28	12	28	.300	2019
Carrboro	7	6	7	.462	2016	Eastern Alamance	12	11	13	.458	2019
Carson	13	19	14	.576	2019	Eastern Guilford	11	7	11	.389	2018
Carver	7	1	7	.125	2012	Eastern Randolph	25	26	26	.500	2018
Cary	15	14	13	.519	2006	Eastern Wayne	19	31	21	.596	2019
Cedar Ridge	10	7	10	.412	2018	Edenton Holmes	1	1	1	.500	2015
Central Academy	7	1	7	.125	2019	Edneyville	10	5	9	.357	1993
Central Cabarrus	20	14	20	.412	2019	Elkin	21	17	22	.436	2016
Central Davidson	18	10	18	.357	2019	Enka	14	5	14	.263	2015
Chapel Hill	19	16	19	.429	2018	Enloe	4	0	4	.000	2002
Charlotte Catholic	19	15	19	.441	2017	Erwin, C.E.	18	12	19	.387	2019
Chase	11	7	11	.389	2019	Fairmont	13	19	14	.576	2018
Chatham Central	26	32	26	.552	2019	Falls Lake Academy	3	4	3	.571	2019
Chatham Charter	4	1	4	.200	2019	Farmville Central	13	22	14	.611	2015
Cherokee	5	0	5	.000	2011	Fike	20	36	20	.643	2019
Cherryville	37	96	31	.756	2019	First Flight	14	15	14	.517	2019
Chocowinity	4	0	4	.000	1997	Foard, Fred T.	18	16	18	.471	2019
Chowan	1	0	1	.000	1980	Forbush	24	27	26	.509	2019



BASEBALL STATE PLAYOFF RECORDS



Through 2021 Regional Round											
SCHOOL	APP	W	L	PCT.	LAST APP	SCHOOL	APP	W	L	PCT.	LAST APP
Forest Hills	20	14	19	.424	2012	Leesville Road	16	21	16	.568	2019
Forestview	12	9	12	.429	2018	Lejeune	8	3	8	.273	2014
Franklin Academy	4	1	4	.200	2019	Lenoir	1	0	1	.000	2013
Franklin	18	16	18	.471	2019	Lexington	5	2	5	.286	2017
Franklinton	12	1	12	.077	2016	Lincoln Charter	9	15	10	.600	2019
Freedom	7	6	7	.462	2019	Lincolnton	13	12	13	.480	2018
Fuquay-Varina	26	60	29	.674	2019	Littlefield	6	2	6	.250	1990
Garinger	5	1	5	.167	2009	Louisburg	25	13	25	.342	2019
Garner	28	24	28	.462	2019	Lumberton	9	6	9	.400	2015
Gates County	18	19	18	.514	2019	Madison	22	7	22	.241	2019
Glenn	27	40	31	.563	2019	Magnolia	1	0	1	.000	1991
Goldsboro	1	0	1	.000	2019	Maiden	12	13	12	.520	2019
Graham	14	13	15	.464	2012	Mallard Creek	8	7	8	.467	2017
Granville Central	6	7	6	.538	2019	Manteo	31	33	31	.516	2019
Gray Stone	8	3	8	.273	2017	Marvin Ridge	13	39	17	.696	2019
Gray's Creek	7	4	7	.364	2019	Mattamuskeet	9	2	9	.182	2018
Green Hope	16	18	17	.514	2019	Maxton	1	1	2	.333	1981
Greene Central	27	49	29	.628	2019	McDowell	12	9	12	.429	2019
Grimsley	20	24	21	.533	2019	McMichael	11	11	11	.500	2019
Hallsboro	6	16	6	.727	1992	Middle Creek	13	18	13	.581	2019
Harding	8	7	8	.467	2012	Midway	28	36	28	.563	2019
Harnett Central	14	7	14	.333	2018	Millbrook	34	54	35	.607	2019
Havelock	14	12	15	.444	2018	Mitchell	12	11	12	.478	2019
Hayesville	36	55	39	.585	2019	Monroe	4	5	4	.556	1999
Heide Trask	9	3	9	.250	2016	Mooresville	20	18	19	.486	2019
Hendersonville	29	39	30	.565	2016	Morehead	4	1	4	.200	2018
Heritage	8	8	8	.500	2019	Mount Airy	13	6	13	.316	2019
Hertford County	11	3	11	.214	2018	Mount Pleasant	17	19	18	.514	2019
Hibriten	15	16	15	.516	2019	Mount Tabor	19	12	19	.387	2018
Hickory	23	23	25	.479	2019	Mountain Heritage	15	4	15	.211	2018
Hickory Ridge	10	8	10	.444	2019	Mountain Island Charter	3	4	3	.571	2019
High Point Central	18	0	18	.000	2017	Murfreesboro	1	0	1	.000	1981
Highland Tech	8	7	8	.467	2018	Murphy	31	38	34	.528	2019
Highlands	2	2	2	.500	2013	Myers Park	16	14	17	.452	2019
Hillside	1	0	1	.000	1998	Nakina	2	2	2	.500	1981
Hiwassee Dam	20	7	20	.259	2015	Nash Central	10	3	10	.231	2019
Hobbtton	14	4	14	.222	2019	New Bern	13	9	14	.391	2019
Hoggard	27	36	28	.563	2019	New Hanover	24	60	26	.698	2019
Hoke County	5	8	4	.667	2010	Newton-Conover	1	0	1	.000	2015
Holly Springs	12	22	13	.629	2019	North Brunswick	24	39	24	.619	2017
Holmes	18	25	19	.568	2019	North Buncombe	18	17	19	.472	2019
Hopewell	16	6	16	.333	2018	NCSSM	9	9	9	.500	2019
Hough	9	12	10	.615	2019	North Davidson	22	42	24	.636	2019
Hunt	21	24	22	.522	2019	North Duplin	21	15	21	.417	2018
Huss, Hunter	6	5	6	.455	2015	North Edgecombe	16	6	16	.273	2012
Independence	21	17	21	.447	2018	North Forsyth	13	15	14	.517	2011
Jacksonville	12	4	12	.250	2019	North Gaston	20	33	22	.600	2019
Jamesville	21	23	20	.535	2010	North Henderson	13	7	13	.350	2016
Jefferson, T.	4	0	4	.000	2015	North Iredell	5	0	5	.000	2019
Jones	12	5	12	.294	2019	North Johnston	29	30	28	.517	2019
Jordan	22	15	23	.395	2019	North Lenoir	24	57	27	.679	2019
Jordan-Matthews	24	11	24	.314	2019	North Lincoln	13	12	14	.462	2019
Kenan, James	9	20	10	.667	2017	North Mecklenburg	23	12	23	.343	2014
Kings Mountain	16	26	16	.619	2019	North Moore	28	20	28	.417	2019
Kinston	7	4	7	.364	2011	North Pitt	17	13	19	.406	2019
KIPP Pride	7	1	7	.125	2018	North Rowan	23	16	23	.410	2017
Knightdale	3	0	3	.000	2013	North Stanly	13	14	14	.500	2019
Lake Norman	14	22	15	.595	2019	North Stokes	13	7	13	.350	2019
Lake Norman Charter	9	13	10	.565	2019	North Surry	16	9	16	.360	2019
Lakewood	11	3	11	.214	2018	North Wilkes	8	1	8	.111	2018
Laney	16	20	17	.541	2019	Northampton	2	0	2	.000	2019
Ledford	27	48	30	.615	2019	Northampton-East	15	1	15	.063	2013
Lee County	16	28	17	.622	2019	Northampton-West	2	0	2	.000	2011



BASEBALL STATE PLAYOFF RECORDS



Through 2021 Regional Round

SCHOOL	APP	W	L	PCT.	LAST APP	SCHOOL	APP	W	L	PCT.	LAST APP
Northeast Guilford	29	34	31	.523	2017	Rocky Mount	26	37	25	.597	2019
Northeastern	10	2	10	.167	2017	Rocky Mount Prep	2	0	2	.000	2018
Northern Durham	18	9	18	.333	2016	Rolesville	3	0	3	.000	2019
Northern Guilford	8	18	9	.667	2019	Rose	38	53	36	.562	2019
Northern Nash	14	9	15	.375	2016	Rosewood	31	36	36	.500	2019
Northern Vance	15	5	15	.250	2018	Rosman	25	16	25	.390	2019
Northside (Pinetown)	15	14	15	.483	2018	Roxboro Community	10	7	11	.389	2019
Northside (Jax)	2	0	2	.000	2014	Saint Pauls	21	23	21	.523	2017
Northwest Ashe	1	2	1	.667	1994	Saint Stephens	20	12	20	.375	2018
Northwest Cabarrus	14	15	16	.484	2019	Salisbury	17	15	17	.469	2019
Northwest Guilford	24	25	24	.510	2019	Sanderson	12	25	16	.610	2018
Northwest Halifax	9	4	9	.308	2019	Sanford, Terry	16	15	16	.484	2019
Northwood	23	24	25	.490	2019	Scotland County	27	28	29	.491	2019
Oak Grove	2	4	2	.667	2019	Seventy-First	7	4	7	.364	2007
Ocracoke	1	0	1	.000	NA	Shelby	14	18	14	.563	2014
Olympic	17	10	17	.370	2018	Smith, E.E.	1	0	1	.000	1995
Orange	25	35	25	.583	2019	Smithfield-Selma	9	2	9	.182	2012
Orrum	3	1	3	.250	1991	Smoky Mountain	22	27	18	.600	2019
Overhills	1	0	1	.000	2011	South Brunswick	18	11	17	.393	2019
Owen, C.D.	33	34	38	.500	2017	South Caldwell	37	56	39	.589	2019
Oxford Preparatory	3	2	3	.500	2018	South Central	14	11	14	.440	2019
Page	19	16	19	.457	2019	South Columbus	19	16	19	.457	2019
Pamlico	21	17	22	.436	2019	South Creek	5	2	5	.286	2017
Panther Creek	3	4	3	.571	2018	South Davidson	5	1	5	.167	2012
Parkland	11	7	11	.389	2009	South Granville	17	47	30	.610	2019
Parkwood	15	18	15	.545	2019	South Iredell	14	7	15	.318	2019
Pasquotank	8	0	8	.000	2016	South Johnston	23	26	23	.531	2019
Patton	9	17	11	.607	2016	South Lenoir	19	21	18	.538	2018
Pender County	11	3	11	.214	2018	South Mecklenburg	27	39	30	.565	2019
Perquimans County	33	44	33	.571	2019	South Point	30	47	31	.603	2019
Person	18	5	18	.217	2013	South Robeson	13	16	13	.552	2015
Piedmont	27	44	29	.603	2016	South Rowan	22	17	22	.436	2019
Pine Forest	16	7	16	.304	2018	South Stanly	26	57	28	.671	2019
Pine Lake Prep	7	8	7	.533	2019	South Stokes	22	32	22	.593	2019
Pinecrest	26	14	26	.350	2019	South View	29	15	28	.349	2019
Pisgah	14	5	14	.263	2019	Southeast Guilford	27	36	30	.545	2019
Plymouth	17	15	18	.455	2015	Southeast Halifax	4	0	4	.000	2015
Polk Central	7	2	7	.222	1992	Southern Alamance	27	27	27	.500	2017
Polk County	15	14	15	.483	2019	Southern Durham	16	16	18	.471	2002
Porter Ridge	13	10	13	.435	2019	Southern Guilford	20	18	20	.474	2016
Princeton	27	44	26	.629	2017	Southern Lee	12	9	12	.429	2019
Providence	26	57	30	.655	2019	Southern Nash	18	7	18	.280	2017
Providence Grove	10	9	10	.474	2019	Southern Vance	9	1	9	.100	2009
Queens, Grant	5	3	5	.375	2019	Southern Wayne	18	13	19	.406	2014
R-S Central	16	26	16	.619	2019	Southside	8	1	8	.111	2019
Ragsdale	18	14	20	.412	2019	Southwest Edgecombe	13	9	13	.409	2019
Randleman	23	58	30	.659	2019	Southwest Guilford	22	27	22	.551	2019
Reagan	12	16	12	.571	2019	Southwest Onslow	17	24	19	.558	2019
Red Springs	26	18	26	.409	2019	Southwestern Randolph	24	11	24	.314	2019
Reidsville	13	8	14	.364	2019	Spring Creek	11	14	11	.560	2018
Reynolds, A.C.	31	41	34	.547	2019	Stanly	1	0	1	.000	1994
Reynolds, R.J.	11	6	11	.353	2019	Starmount	26	19	26	.422	2019
Richlands	9	3	9	.250	2018	Statesville	7	9	6	.600	2014
Richmond Senior	34	51	36	.586	2019	Stoneville	2	0	2	.000	1988
River Mill Academy	2	0	2	.000	2016	Sun Valley	16	14	16	.467	2018
Riverside	19	9	19	.321	2018	Surry Central	17	15	18	.455	2017
Riverside- Martin	7	18	8	.692	2019	Swain County	32	41	35	.539	2018
Roanoke	13	15	13	.536	2009	Swansboro	9	1	9	.100	2018
Roanoke Rapids	31	31	31	.500	2019	Swett, Purnell	17	7	17	.292	2019
Robbinsville	8	7	8	.467	2011	Tabor City	7	7	7	.500	1992
Roberson, T.C.	29	69	31	.690	2019	Tar Heel	2	2	2	.500	1997
Robinson, J.	8	4	8	.333	2018	Tarboro	18	7	18	.280	2019
Rockingham County	21	18	21	.462	2019	Thomasville	4	2	4	.333	2009



BASEBALL STATE PLAYOFF RECORDS



SCHOOL	Through 2021 Regional Round				
	APP	W	L	PCT.	LAST APP
Topsail	22	53	27	.663	2019
Trinity	10	6	10	.375	2017
Triton	12	11	12	.478	2019
Tryon	5	4	5	.444	1989
Tuscola	17	10	19	.345	2019
Union	6	3	6	.333	2017
Union Academy	9	2	9	.182	2019
Union Pines	14	6	14	.300	2019
Uwharrie Charter	5	15	4	.789	2019
Vance	1	0	1	.000	2007
Voyager Academy	9	21	12	.636	2019
Waddell, EE	1	0	1	.000	2011
Wake Forest(-Rolesville)	12	5	12	.294	2019
Wakefield	16	4	16	.200	2018
Walkertown	6	8	7	.533	2019
Wallace-Rose Hill	22	11	22	.300	2016
Warren	2	0	2	.000	2014
Washington	14	22	16	.579	2019
Watauga	14	15	14	.517	2019
Webb	13	8	13	.381	2019
Weddington	14	31	14	.689	2019
Weldon	2	0	2	.000	2019
West Bladen	10	10	10	.500	2017
West Brunswick	23	29	23	.558	2019
West Caldwell	22	13	22	.371	2014
West Carteret	16	9	16	.360	2019
West Charlotte	2	0	2	.000	1996
West Columbus	20	21	24	.467	2019
West Craven	19	10	19	.345	2019
West Davidson	22	13	22	.371	2019
West Forsyth	26	35	28	.556	2019
West Henderson	27	30	26	.536	2019
West Iredell	14	8	14	.364	2018
West Johnston	11	3	11	.214	2019
West Lincoln	15	31	17	.646	2019
West Mecklenburg	16	7	16	.304	2013
West Montgomery	13	6	13	.316	2017
West Rowan	23	16	23	.410	2019
West Stanly	27	29	28	.509	2019
West Stokes	16	17	17	.500	2019
West Wilkes	28	33	30	.524	2019
Western Alamance	23	18	23	.439	2019
Western Guilford	29	36	27	.571	2019
Western Harnett	7	4	7	.364	2019
Westover	8	2	8	.200	2000
Wheatmore	6	0	6	.000	2019
White Oak	10	6	10	.375	2009
Whiteville	37	115	33	.777	2019
Wilkes Central	21	13	21	.382	2019
Wilkinson	1	0	1	.000	1987
Williams Township	2	2	2	.500	1984
Williams, Walter	10	3	10	.231	2013
Williamston	27	43	31	.581	2010



TALK IT OUT ATHLETE PLEDGE CARD

TALKITOUTNC.ORG

I PLEDGE TO **TALK IT OUT**

START THE CONVERSATION.
STOP UNDERAGE DRINKING.

- ☐ I promise to lead by example and avoid underage drinking, to make sure I'm at the top of my game.
- ☐ I will be supportive of other teammates who choose not to drink alcohol.
- ☐ I agree to opt-in to receive tips, information, and updates from Talk It Out.
- ☐ I will have regular conversations with my parents and coaches about not drinking alcohol.

Signed _____



TALK IT OUT COACH PLEDGE CARD

TALKITOUTNC.ORG

I PLEDGE TO **TALK IT OUT**

START THE CONVERSATION.
STOP UNDERAGE DRINKING.

- ☐ I will create a supportive team environment that encourages athletes to avoid alcohol.
- ☐ I promise to be supportive when one of my players needs help or has a problem related to alcohol.
- ☐ I agree to opt-in to receive tips, information, and updates from Talk It Out.
- ☐ I will initiate conversations with my team about underage drinking and how it negatively affects athletic performance.

Signed _____

GO FAN

BUY HIGH SCHOOL TICKETS NOW

OFFICIAL DIGITAL TICKETING PROVIDER OF THE NCHSAA



PLAYOFF TICKETS : GOFAN.CO/NCHSAA

SERVICE@GOFAN.CO



CLICK IT OR TICKET

#BUCKLEUP



BASEBALL CHAMPION COACH/CONFERENCE/MVP



CLASS 4A					
YEAR	SCHOOL	RECORD	HEAD COACH	CONFERENCE	MVP
1960	Greensboro				
1961	not held				
1962	not held				
1963	Rocky Mount	16-6	Dudley Whitley	Eastern	
1964	Grimsley				
1965	Garinger				
1966	North Mecklenburg				
1967	Rocky Mount	16-3	Dale Tompkins	Eastern	
1968	Wilson Fike		Gilbert Ferrell	Division 1	
1969	Ben Smith			Division 4	
1970	Myers Park			Division 7	
1971	Grimsley			Division 4	
1972	Hoggard			Division 1	
1973	Rocky Mount	21-3	Jerry Carter	Division 2	
1974	Richmond Senior			Division 4	
1975	J.H. Rose		Ron Vincent	Division 1	
1976	Richmond Senior			Division 4	
1977	Scotland County	23-8		Division 4	
1978	Garner	24-4	Brinkley Wagstaff	Division 5	
1979	Pincrest			Division 4	
1980	Rocky Mount	24-3	George Kelley	Division 1	
1981	Grimsley			Division 7	
1982	South Caldwell	21-9-1	Fred Lanford	Western	
1983	Richmond Senior	27-1	Bobby Rainey	Mid-South	
1984	Independence	23-6	John Matthews	Southwestern	
1985	Southern Wayne	27-1	Doyle Whitfield	Mideastern	
1986	Eastern Wayne	23-4	Carl Lancaster	Mideastern	Carl Marshbanks, Eastern Wayne
1987	Broughton	21-9	Brinkley Wagstaff	Cap Nine	Doug Esposito, Broughton
1988	Harding	19-11	Buddy Rego	Tri-County	Scott Tate, Harding
1989	South Mecklenburg	27-3	Ron Hillier	Southwestern	Mac White, South Mecklenburg
1990	Hoke County	24-3	Joe Critcher	Southeastern	Alex McDougald, Hoke
1991	South View	26-3	Randy Ledford	Mid-South	Stewart Ezzell, South View
1992	Glenn	28-2	Dale Ijames	Metro	Ryan Jacobs & Ray Farmer, Glenn
1993	New Hanover	26-1	David Brewster	Mideastern	Trot Nixon, New Hanover
1994	New Hanover	29-1	David Brewster	Mideastern	Parker Southerland, New Hanover
1995	Providence	27-4	Gary Smith	Southwestern	Jeremy Schumacher, Providence
1996	Lee County	26-2	Charlie Spivey	Southeastern	Mark Osborne, Lee
1997	J.H. Rose	26-2	Ron Vincent	Big East	Kidah Sneed, Rose
1998	Northwest Guilford	18-9	Sandy Gann	Metro	Jamie Hemingway, NW Guilford
1999	J.H. Rose	28-0	Ron Vincent	Big East	Ryan Gordon, Rose
2000	Apex	26-3	Mike Gleason	Tri-Eight	Wes Moyer, Apex
2001	Lee County	26-3	Charlie Spivey	Cap Nine	Jason Brown, Lee
2002	Fuquay-Varina	27-3	Milton Senter	Tri-Seven	Pat Stanley, Fuquay-Varina
2003	J.H. Rose	26-2	Ron Vincent	Big East	Mike Flye, Rose
2004	J.H. Rose	28-5	Ron Vincent	Big East	Mark Letchworth, Rose
2005	D.H. Conley	24-7	Jason Mills	Big East	Aubrey Edens, D.H. Conley
2006	Scotland	29-4	Tommy Britt	Mid-Southeastern	Derrick Lowery, Scotland
2007	South Caldwell	31-3	Jeff Parham	Northwestern	Madison Bumgarner, S. Caldwell
2008	J.H. Rose	28-3	Ron Vincent	Coastal	Clark Massey, Rose
2009	Ardrey Kell	27-8	Hal Bagwell	Southwestern	Ryan Butler, Ardrey Kell
2010	E.A. Laney	21-10	Vern Barker	Mideastern	Kyle Legates, Laney
2011	Holly Springs	27-2	Rod Whitesell	Tri Nine	Carlos Rodon, Holly Springs
2012	Middle Creek	26-7	Jeremy Thompson	Tri Nine	Jimmy Boyd, Middle Creek
2013	South Mecklenburg	27-8	Jon Tuscan	Southwestern	Earl Oliver, South Mecklenburg
2014	West Forsyth	29-6	Brad Bullard	Central Piedmont	Alex Vanderstok, West Forsyth
2015	Providence	31-4	Danny Hignight	Southern Meck 8	Tucker Jones, Providence
2016	North Davidson	30-2	Mike Meadows	Central Piedmont	Jackson Meadows, N. Davidson
2017	T.C. Roberson	31-3	Eric Filipek	Mountain Athletic	Garrett Blaylock, T.C. Roberson
2018	Fuquay-Varina	22-12	Zach Boraski	South Wake	Jack Howell, Fuquay-Varina
2019	Mooreville	24-9	Jeff Burchett	I-Meck	Justin Poris, Mooreville
2020	SEASON/TOURNAMENT CANCELLED (COVID-19 PANDEMIC)				



BASEBALL CHAMPION COACH/CONFERENCE/MVP



CLASS 3A					
YEAR	SCHOOL	RECORD	HEAD COACH	CONFERENCE	MVP
1960	Southern				
1961	not held				
1962	not held				
1963	Bessemer				
1964	Hendersonville				
1965	Southern Alamance				
1966	New Bern				
1967	Kinston				
1968	Hamlet				
1969	Southeast Guilford			Mid-State	
1970	Enka			Ivy	
1971	Northwest Cabarrus			Rocky River	
1972	Greene Central			Eastern Carolina	
1973	Richmond County	25-2		Southeastern	
1974	Charles B. Aycock			Eastern Carolina	
1975	Williamston			Northeastern	
1976	Williamston			Northeastern	
1977	Sylva-Webster			Ivy	
1978	White Oak	23-0	Tom McGirt	Coastal	
1979	White Oak	22-0	Tom McGirt	Coastal	
1980	Greene Central	22-2	James Fulghum	Eastern Carolina	
1981	South Point	22-5	Phil Tate	Southwestern	
1982	East Bladen	20-8	Jim Baldwin	Three Rivers	
1983	T.C. Roberson	18-5	Tommy Smith	Big Mac	
1984	Western Guilford	21-5	Brett Stell	Triad	
1985	Western Guilford	23-3	Brett Stell	Triad	
1986	Asheboro	25-3	Martin Smith	Tri-County	
1987	North Gaston	30-5	Terry Radford	Southwestern	Tracy Sanders, North Gaston
1988	Southern Alamance	26-0	David Vaughn	Mid State	Timmy Morrow, S. Alamance
1989	Kings Mountain	23-7	Bruce Clark	Southwestern	Paul Brannon, Kings Mountain
1990	South Johnston	25-3	Pat Smith	Triangle	Ryan Flowers, South Johnston
1991	Statesville	24-4	Wayne Harwell	Foothills	Donnell Poole, Statesville
1992	West Henderson	24-4	Jim Hyatt	Mountain Athletic	Anthony Lindsay, W. Henderson
1993	Kings Mountain	23-3	Bruce Clark	Southwestern	Chris Rider, Kings Mountain
1994	Cape Fear	21-10	Terry Jeffrey	Triangle	Heath Faircloth, Cape Fear
1995	East Rowan	29-1	Jeff Safrit	South Piedmont	Brad Rye, East Rowan
1996	Rockingham County	28-2	Sam Jones	Triad	Wes Denny, Rockingham
1997	Forest Hills	22-4	John Lowery	Old Hickory	Stuart James, Forest Hills
1998	Havelock	21-7	Charlie Smith	Coastal	Everett Hancock, Havelock
1999	Fike	22-7	Will Flowers	Big Eight	Brent Bisette, Fike
2000	T.C. Roberson	27-1	Tom Smith	Mountain Athletic	Bo Dickerson, T.C. Roberson
2001	Franklin	23-4	Jeff Graham	Western Athletic	Ray Gill, Franklin
2002	T.C. Roberson	27-2	Tom Smith	Mountain Athletic	Cameron Maybin, T.C. Roberson
2003	Ashbrook	27-4	James Parks	Big South	Josh Duncan, Ashbrook
2004	West Brunswick	22-9	Mike Alderson	Eastern Plains	Chris Bland, West Brunswick
2005	Southern Alamance	27-5	Jason Smith	Five County	Brent Haynes, S. Alamance
2006	D.H. Conley	24-7	Jason Mills	Coastal	Alex White, D.H. Conley
2007	Charles B. Aycock	31-4	Charles Davis	Eastern Carolina	Jay Rose, C.B. Aycock
2008	Rocky Mount	27-6	Patrick Smith	NEW 6	Brian Goodwin, Rocky Mount
2009	Lake Norman	27-3	Robert Little	North Piedmont	Nick Lomascolo, Lake Norman
2010	East Rowan	31-2	Brian Hightower	North Piedmont	Will Sapp, East Rowan
2011	South Point	27-3	Jason Lineberger	Big South	Jeffrey Springs, South Point
2012	Weddington	28-6	Travis Poole	Southern Carolina	Alex Bostic, Weddington
2013	Weddington	24-11	Travis Poole	Southern Carolina	Daniel Calabretta, Weddington
2014	Topsail	21-8	Granville Gehris	Mideastern	Trent Hansley, Topsail
2015	Marvin Ridge	29-5	Mark Mennitt	Southern Carolina	Max Wotell, Marvin Ridge
2016	Marvin Ridge	30-6	Mark Mennitt	Southern Carolina	Chandler Castleberry, Marvin Ri.
2017	Northern Guilford	31-5	Landon Kimrey	Mid-State	J.T. Jarrett, Northern Guilford
2018	New Hanover	28-1	Richard Foy	Mideastern	Jac Croom, New Hanover
2019	New Hanover	28-2	Richard Foy	Mideastern	Alex Sniffen, New Hanover
2020	SEASON/TOURNAMENT CANCELLED (COVID-19 PANDEMIC)				



BASEBALL CHAMPION COACH/CONFERENCE/MVP



CLASS 2A					
YEAR	SCHOOL	RECORD	HEAD COACH	CONFERENCE	MVP
1960	Central Davidson				
1961	not held				
1962	not held				
1963	Perquimans				
1964	Northeast Guilford				
1965	Northeast Guilford				
1966	North Davidson				
1967	North Davidson				
1968	Lowell Holbrook	18-2	Don Ratchford	Little Six	
1969	Williamston			Albemarle	
1970	West Columbus			Waccamaw	
1971	St. Stephens	20-4	Harry Frye	Southern District 7	
1972	St. Stephens	22-1	Harry Frye	Southern District 7	
1973	St. Stephens	21-2	Harry Frye	Southern District 7	
1974	Sylva-Webster		Babe Howell	Smoky Mountain	
1975	Hallsboro		Linwood Hedgepeth	East Waccamaw	
1976	Chatham Central		Ronald Scott	Central Tar Heel	
1977	Sun Valley	29-4		Rocky River	
1978	Hallsboro		Linwood Hedgepeth	East Waccamaw	
1979	Bunn	16-8	Butch Whitesell	Tar River	
1980	Cherryville	20-3	Henry Jones	Southern District 7	
1981	North Johnston	22-3	Doug Parnell	Capital Area	
1982	Cherryville	25-2	Henry Jones	Southern District 7	Kent Alexander, Cherryville
1983	Whiteville	28-2	Linwood Hedgpeth	East Waccamaw	
1984	Piedmont	23-2	Ed Griffin	Rocky River	
1985	Whiteville	26-3	Linwood Hedgpeth	East Waccamaw	
1986	South Robeson	21-5	Russell Stone	Waccamaw	Jerome Hunt, South Robeson
1987	Greene Central	24-5	James Fulghum	Eastern Plains	Anthony Jones, Greene Central
1988	South Brunswick	29-0	Paul Faulk	Waccamaw	Scott Gales, South Brunswick
1989	Whiteville	24-4	Linwood Hedgpeth	Waccamaw	Brack Williams, Whiteville
1990	Greene Central	23-5	James Fulghum	Eastern Plains	Rob Davis, Greene Central
1991	Whiteville	26-0	Greg Blackmon	Waccamaw	Andre Spicer, Whiteville
1992	Cherryville	25-5	Henry Jones	Southern District 7	Steven Saunders, Cherryville
1993	Cherryville	25-3	Henry Jones	Southern District 7	Steven Saunders, Cherryville
1994	Northside	20-9	Larry Anderson	Eastern Plains	Doug Dixon, Northside
1995	Lincolnton	26-3	Bobby Martin	Western Piedmont	Shane Sigmon, Lincolnton
1996	Manteo	25-3	Kenny Meekins	Northeastern	Ted Toler, Manteo
1997	Southwest Guilford	21-11	Mike Herndon	Mid-State	Jeff Montgomery, Southwest
1998	Eastern Randolph	25-2	Tommy Maness	Central Tar Heel	Brian Wright, Eastern Randolph
1999	East Davidson	24-9	Dan Tricarico	Central Carolina	John Causey, East Davidson
2000	Greene Central	26-6	James Fulghum	Eastern Plains	Jon Davis, Greene Central
2001	Shelby	27-4	Guy Suttle	Southern Piedmont	Brody Taylor, Shelby
2002	East Rutherford	24-8	Bobby Reynolds	Midwest	Chad Flack, East Rutherford
2003	East Rutherford	26-6	Bobby Reynolds	Midwest	Chad Flack, East Rutherford
2004	East Rutherford	32-3	Bobby Reynolds	Midwest	Garland Jones, East Rutherford
2005	North Lenoir	24-4	Jim Montague	Eastern Plains	Jacob Alphin, North Lenoir
2006	North Lenoir	30-3	Jim Montague	Eastern Plains	Sthil Sowers, North Lenoir
2007	East Rutherford	31-2	Bobby Reynolds	Southwestern	Zeke Blanton, East Rutherford
2008	Orange	27-3	Dean Dease	Mid-State	Carvel Copeland, Orange
2009	McMichael	27-6	Mike Dalton	North State	Ethan Satterfield, McMichael
2010	East Rutherford	30-2	Bobby Reynolds	South Mountain Athletic	Drew Reynolds, East Rutherford
2011	Randleman	28-4	Van Hurley, Jr.	PAC Six	Curtis Linthicum, Randleman
2012	Whiteville	26-5	Brett Harwood	Waccamaw	Nathan Hood, Whiteville
2013	Piedmont	30-3	Milt Flow	Rocky River	Cameron Price, Piedmont
2014	Midway	27-5	Jason Fussell	Four County	Matthew Barefoot, Midway
2015	South Granville	25-3	Curt Watkins	Northern Carolina	Justin Brown, South Granville
2016	East Rutherford	24-8	Bobby Reynolds	South Mountain Athletic	Ethan Stewart, East Rutherford
2017	John A. Holmes	28-3	Robert Jordan	Northeastern Coastal	Dylan Patrick, Holmes
2018	Whiteville	29-2	Brett Harwood	Three Rivers	Brooks Baldwin, Whiteville
2019	North Lincoln	26-6	Jon Carpenter	South Fork	Joey Cobb, North Lincoln
2020	SEASON/TOURNAMENT CANCELLED (COVID-19 PANDEMIC)				



BASEBALL CHAMPION COACH/CONFERENCE/MVP



CLASS 1A					
YEAR	SCHOOL	RECORD	HEAD COACH	CONFERENCE	MVP
1960	Lucama		Hugh Flowers		
1961	not held				
1962	not held				
1963	Bath				
1964	Elm City				
1965	Mars Hill				
1966	Crest		Ed Peeler		
1967	Robersonville	17-2	Nolan Respass		
1968	Ayden				
1969	Lucama				
1970	Farmer				
1971	Saratoga			Tobacco Belt	
1972	Robersonville	20-1		Tobacco Belt	
1973	Robersonville	22-4		Tobacco Belt	
1974	Manteo			Tobacco Belt	
1975	Cullowhee			Smoky Mountain	
1976	Manteo			Tobacco Belt	
1977	Rock Ridge			Carolina East	
1978	Lucama			Carolina	
1979	Jamesville		Ron Davenport	Beaufort-Hyde	
1980	Jamesville		Ron Davenport	Beaufort-Hyde	
1981	Midway	17-8		Carolina	
1982	Edneyville	20-3		Appalachian	
1983	Hayesville	18-3	Jim Stewart	Smoky Mountain	
1984	Jamesville	27-1	Jerry Ange	Tobacco Belt	Rusty Holiday, Jamesville
1985	Jamesville	22-4	Jerry Ange	Tobacco Belt	Richie Ange, Jamesville
1986	Clarkton	19-5	Raymond Marlowe	Southern Eight	
1987	Hallsboro	27-1	Charles Sanderson	Southern Eight	LeGrande Russell, Hallsboro
1988	Hayesville	21-7	Keith Nuckolls	Smoky Mountain	
1989	St.Pauls	25-1	Dwight Harrell	Lumber River	Shawn Mabe, St. Pauls
1990	Hendersonville	19-6	Gary Rivers	Appalachian	
1991	St. Pauls	26-2	Dwight Harrell	Lumber River	Anthony Thompson, St.Pauls
1992	Princeton	24-8	Kenny Meekins	Carolina	Rodney Ormond, Princeton
1993	East Montgomery	18-6	Jerry Daniel	Central Tar Heel	Greg McNeill, E.Montgomery
1994	Princeton	24-4	Kenny Meekins	Carolina	Joe Daughtry, Princeton
1995	Williamston	24-5	Herbie Rogers	Albemarle	Josh Edmondson, Williamston
1996	North Brunswick	23-5	Keith Moore	Three Rivers	Ryan Brew, North Brunswick
1997	Chatham Central	20-9	Gary Leonard	Central Tar Heel	Derrick Scott, Chatham Central
1998	Cherryville	21-5	Henry Jones	Southern Piedmont	Ralph Roberts, Cherryville
1999	Maiden	18-9	Fore Rembert	Southern Piedmont	Aaron Rembert, Maiden
2000	Bladenboro	22-5	Joey Autry	Three Rivers	Thomas Mitchell, Bladenboro
2001	Cherryville	25-5	Henry Jones	Southern Piedmont	Justin McLeymore, Cherryville
2002	South Stokes	28-4	Gary Nail	Northwest	Jordan Ackley, South Stokes
2003	South Stokes	28-4	Gary Nail	Northwest	Timmy Smith & Nick Conaway, S. Stokes
2004	South Stokes	30-3	Gary Nail	Northwest	Lee Stewart, South Stokes
2005	Farmville Central	20-10	John Galeazzi	Carolina	Brandon Cox, Farmville Central
2006	Chatham Central	27-7	Bill Slaughter	Yadkin Valley	Spencer Andrews, Chatham Cen.
2007	Princeton	25-7	Bruce Proctor	Carolina	Ryan Daughtry, Princeton
2008	Cherryville	24-7	Scott Heavner	Southern Piedmont	Seth Freeman, Cherryville
2009	South Stanly	25-5	Terry Tucker	Rocky River	Wes Hatley, South Stanly
2010	West Wilkes	23-12	Ben Wellborn	Mountain Valley	Scott Gambill, West Wilkes
2011	East Columbus	24-5	Karl Bracey	Three Rivers	Derrick Bracey, East Columbus
2012	South Stanly	30-4	Terry Tucker	Yadkin Valley	Russ Weiker, South Stanly
2013	South Stanly	30-5	Terry Tucker	Yadkin Valley	Chase Poplin, South Stanly
2014	Whiteville	26-6	Brett Harwood	Three Rivers	MacKenzie Gore, Whiteville
2015	Whiteville	28-5	Brett Harwood	Three Rivers	MacKenzie Gore, Whiteville
2016	Cherryville	30-4	Scott Heavner	Southern Piedmont	Noah Eaker, Cherryville
2017	Whiteville	25-6	Brett Harwood	Three Rivers	Mackenzie Gore, Whiteville
2018	Murphy	29-1	Adam Clonts	Smoky Mountain	Joey Curry, Murphy
2019	Uwharrie Charter	26-5	Van Hurley	Yadkin Valley	Spencer Lanier, Uwharrie Charter
2020	SEASON/TOURNAMENT CANCELLED (COVID-19 PANDEMIC)				



WNCHSAA BASEBALL CHAMPIONSHIP RESULTS



YEAR	SITE	CHAMPION	SCORE	RUNNER-UP	WNCHSAA Baseball Titles Won:		
1952	Statesville	Statesville	2-0	Newton-Conover			
1953	Kannapolis	A.L. Brown	7-1	Shelby	T1)	A.L. Brown	4
1954	Hickory	A.L. Brown	3-2	Hickory	T1)	Shelby	4
1955	Kannapolis	A.L. Brown	8-7	Lenoir	T3)	Asheboro	3
1956	Lexington	Lenoir	9-0	Lexington	T3)	East Rowan	3
1957	Concord	Hickory	4-2	Concord	T5)	South Point	2
1958	Shelby	Shelby	2-1	Asheboro	T5)	Shelby	2
1959	Kannapolis	Shelby	3-1	A.L. Brown	T7)	Cherryville	1
1960	Cherryville	A.L. Brown	10-4	Cherryville	T7)	Davie County	1
1961	West Rowan	West Rowan	2-1	Cherryville	T7)	East Rutherford	1
1962	Cherryville	Cherryville	5-4	East Rowan	T7)	Hickory	1
1963	Asheboro	Asheboro	8-5	Hickory	T7)	Lenoir	1
1964	Shelby	Shelby	2-0	East Rowan	T7)	R-S Central	1
1965	Davie County	Davie County	1-0	Shelby	T7)	Kings Mountain	1
1966	Shelby	R-S Central	3-2	East Rowan	T7)	West Rowan	1
1967	Asheboro	Asheboro	1-0	Wilkes Central			
1968	Wilkes Central	East Rowan	6-2	Wilkes Central			
1969	Statesville	Kings Mountain	2-0	Statesville			
1970	Shelby	East Rowan	2-1	Shelby			
1971	Statesville	Shelby	6-0	Statesville			
1972	McDowell	East Rowan	8-1	McDowell			
1973	North Davidson	South Point	2-0	North Davidson			
1974	South Point	South Point	4-0	A.L. Brown			
1975	Asheboro	Asheboro	3-2	McDowell			
1976	East Rutherford	North Rowan	4-3	East Rutherford			
	North Rowan	EAST RUTHERFORD	16-0	North Rowan			
	East Rutherford	EAST RUTHERFORD	2-0	North Rowan			
1977	Statesville	STATESVILLE	2-0	South Point			
	South Point	STATESVILLE	5-4	South Point			

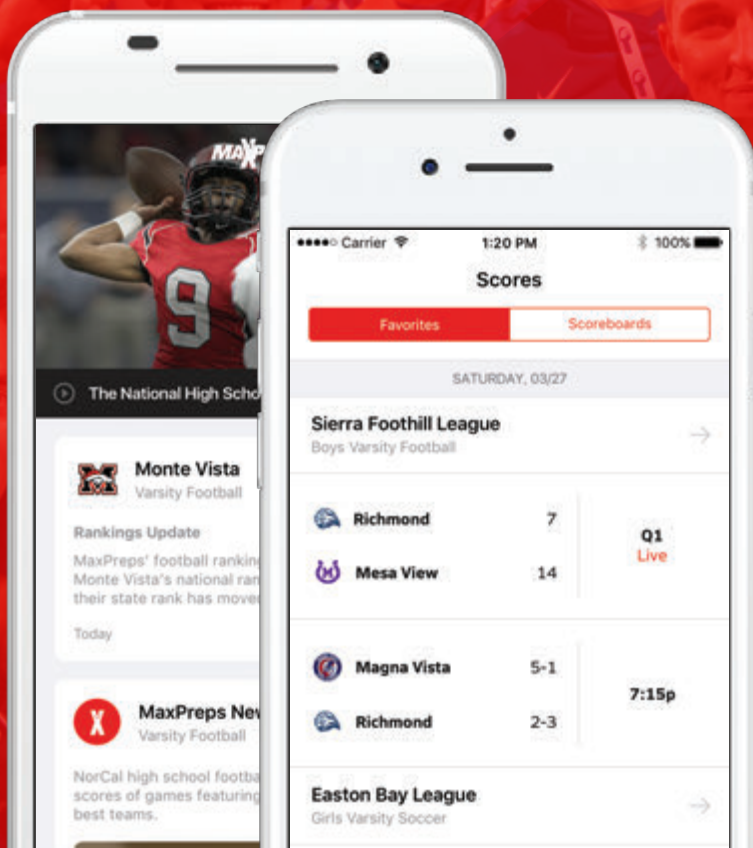
WNCHSAA BI-CONFERENCE BASEBALL CHAMPIONSHIPS (the winners advanced to the WNCHSAA championship)

YEAR	SITE	WINNER	SCORE	OPPONENT	YEAR	SITE	WINNER	SCORE	OPPONENT
1954	Shelby	Hickory	10-3	Shelby	1969	Newton-Conover	Kings Mountain	6-0	Newton-Conover
	Statesville	A.L. Brown	2-1	Statesville		Statesville	Statesville		West Rowan
1955	Lenoir	Lenoir	9-6	Shelby	1970	Shelby	Shelby	12-0	Taylorsville
	Statesville	A.L. Brown	9-5	Statesville		East Rowan	East Rowan		Statesville
1956	Lenoir	Lenoir		R-S Central	1971	Marion	Shelby	3-2	Marion
	Lexington	Lexington		Mooreville			Statesville		Davie County
1957	Concord	Concord		Spencer	1972	Belmont Abbey	McDowell	4-2	South Point
	Shelby	Hickory		R-S Central		Catawba College	East Rowan		Concord
1958	Shelby	Shelby	3-2	Hickory	1973	McDowell	South Point	3-0	McDowell
	Asheboro	Asheboro		Landis		Asheboro or	North Davidson		Asheboro or
1959	Shelby	Shelby	5-3	Hickory		Concord			Concord
	Kannapolis	A.L. Brown		Asheboro	1974	South Point	South Point	20-2	Watauga
1960	Cherryville	Cherryville	7-4	Hickory		Catawba College	A.L. Brown		West Rowan
	Kannapolis	A.L. Brown		West Rowan	1975	McDowell	McDowell	3-2	Kings Mountain
1961	Hickory	Cherryville	5-3	Hickory			Asheboro	8-0	North Davidson
	Concord	West Rowan		Concord	1976	East Rutherford	East Rutherford	2-1	Hudson
1962	Cherryville	Cherryville	5-4	Lenoir			North Rowan		
		East Rowan			1977		South Point	8-0, 4-3	Hudson
1963	Hickory	Hickory	3-2	Kings Mountain			Statesville	1-0, 4-5, 8-1	East Rowan
		Asheboro							
1964	Shelby	Shelby	5-2	Hickory					
	East Rowan	East Rowan		South Rowan or Thomasville					
1965	Hickory	Shelby	5-2	Hickory					
	Albemarle	Davie County		Albemarle					
1966	Shelby	R-S Central	6-0	Marion					
	Catawba College	East Rowan		Asheboro					
1967	Wilkes Central	Wilkes Central	7-6	Kings Mountain					
	Asheboro	Asheboro		North Rowan					
1968	R-S Central	Wilkes Central		R-S Central					
	East Rowan	East Rowan		Asheboro or Thomasville					

MAXPREPS

America's Source for High School Sports

OFFICIAL STATISTICIAN AND DIGITAL MEDIA PARTNER OF THE
NORTH CAROLINA HIGH SCHOOL ATHLETIC ASSOCIATION



App for Fans

- Get Live Updates
- Provide Scores For Any Game
- Follow Your Favorite Teams
- View Rankings, Videos & More



Coaches: Visit www.maxpreps.com/join
to learn more and gain access to your team.