



2022 NCHSAA MENS BASKETBALL STATE
CHAMPIONSHIP

@NCHSAA

**Saturday
March 12th
2022**

**Dean Smith
Center
&
Reynolds
Coliseum**



2022 NCHSAA WOMENS BASKETBALL STATE
CHAMPIONSHIP

@NCHSAA



2022 NCHSAA State Championship Schedule



1A BASKETBALL STATE CHAMPIONSHIP PAIRINGS

WOMEN'S



Bertie Falcons vs. Bishop McGuinness Villians
Date: Saturday, March 12, 2022 | Time: 2:30 p.m.
Site: Reynolds Coliseum (NCSU) - Raleigh, NC



MEN'S



Chatham Charter Knights vs. Hayesville Yellow Jackets
Date: Saturday, March 12, 2022 | Time: 5:00 p.m.
Site: Reynolds Coliseum (NCSU) - Raleigh, NC



2A BASKETBALL STATE CHAMPIONSHIP PAIRINGS

WOMEN'S



Farmville Central Jaguars vs. Salisbury Hornets
Date: Saturday, March 12, 2022 | Time: 12:00 p.m. (Noon)
Site: Dean E. Smith Center (UNC) - Chapel Hill, NC



MEN'S



Farmville Central Jaguars vs. J.M. Robinson Bulldogs
Date: Saturday, March 12, 2022 | Time: 2:30 p.m.
Site: Dean E. Smith Center (UNC) - Chapel Hill, NC



3A BASKETBALL STATE CHAMPIONSHIP PAIRINGS

WOMEN'S



Northwood Chargers vs. Enka Jets
Date: Saturday, March 12, 2022 | Time: 7:30 p.m.
Site: Reynolds Coliseum (NCSU) - Raleigh, NC



MEN'S



Seventy-First Falcons vs. West Charlotte Lions
Date: Saturday, March 12, 2022 | Time: 12:00 p.m. (Noon)
Site: Reynolds Coliseum (NCSU) - Raleigh, NC



4A BASKETBALL STATE CHAMPIONSHIP PAIRINGS

WOMEN'S



Apex Friendship Patriots vs. Julius Chambers Cougars
Date: Saturday, March 12, 2022 | Time: 5:00 p.m.
Site: Dean E. Smith Center (UNC) - Chapel Hill, NC



MEN'S



Panther Creek Catamounts vs. Weddington Warriors
Date: Saturday, March 12, 2022 | Time: 7:30 p.m.
Site: Dean E. Smith Center (UNC) - Chapel Hill, NC



Live video of all eight Championship Games
available on the NFHS Network

www.NFHSNetwork.com/NCHSAA



NFHS
NETWORK

INJURY PREVENTION.

FLEXIBILITY.

STRENGTH.

SPEED.

YOU. IMPROVED.



OrthoCarolina

More information at www.orthocarolina.com





1A Women's Championship Team Information



BERTIE FALCONS



Location: Windsor, NC
Conference: Four Rivers 1A
Colors: Columbia Blue, Navy & White
Principal: Antonio Hoggard
Athletic Director: Robert Brown
Head Coach: Chris Jordan
Assistant Coach: Barbara Cash & Tiera Brown
Team Record: 21-4 (10-0)

Date	Opponent	Result
11/22	J.H. Rose	44 - 29 (W)
12/2	@ J.H. Rose	54 - 37 (W)
12/4	Hertford County	45 - 46 (L)
12/7	Holmes	60 - 27 (W)
12/10	Northeastern	39 - 44 (L)
12/20	Tarboro*	54 - 29 (W)
12/28	Northeastern	46 - 54 (L)
12/29	Holmes	59 - 48 (W)
1/4	Riverside-Martin*	59 - 32 (W)
1/7	South Creek*	
1/11	@ North East Carolina Prep*	
1/14	Washington County*	1 - 0 (W)
1/15	@ Hertford County	42 - 51 (L)
1/18	@ Perquimans*	41 - 40 (W)
1/21	North East Carolina Prep*	
1/25	@ Riverside-Martin*	75 - 37 (W)
1/27	@ Gates County*	62 - 19 (W)
1/28	Gates County*	58 - 13 (W)
2/1	Tarboro*	49 - 41 (W)
2/4	@ South Creek*	
2/8	Perquimans*	52 - 37 (W)
2/11	@ Washington County*	77 - 31 (W)
2/16	Riverside-Martin**	60 - 21 (W)
2/18	Perquimans**	51 - 38 (W)
2/22	Cape Hatteras#	68 - 18 (W)
2/24	Woods Charter#	77 - 31 (W)
2/26	Chatham Central#	58 - 31 (W)
3/1	Northside - Pinetown#	60 - 44 (W)
3/5	Wilson Prep#	

BISHOP MCGUINNESS VILLIANS



Location: Kernersville, NC
Conference: Northwest Piedmont 1A
Colors: Purple & White
Principal: Jared Rashford
Athletic Director: Jeff Stoller
Head Coach: Brian Robinson
Assistant Coach: Laurie Mulqueeny, Trish Grant, McKenzie Rochford, Emily Rhew
Team Record: 25-6 (10-0)

Date	Opponent	Result
11/22	@ South Stokes	58 - 14 (W)
12/1	North Surry	49 - 29 (W)
12/2	Community School of Davidson	60 - 51 (W)
12/3	Christ the King	51 - 17 (W)
12/6	@ North Raleigh Christian (NC)	47 - 59 (L)
12/7	@ East Forsyth	49 - 54 (L)
12/10	Oak Grove	59 - 34 (W)
12/28	Covenant Day (NC)	63 - 29 (W)
12/29	Ashe County	53 - 57 (L)
12/30	Providence Academy (TN)	50 - 34 (W)
1/5	@ Winston-Salem Prep*	61 - 6 (W)
1/6	@ Bethany*	60 - 5 (W)
1/7	Leadership Academy*	66 - 12 (W)
1/11	@ Carver*	65 - 7 (W)
1/12	@ Starmount	67 - 38 (W)
1/14	@ Cornerstone Charter*	70 - 13 (W)
1/25	Bethany*	65 - 9 (W)
1/26	@ Winston-Salem Christian (NC)	48 - 50 (L)
1/31	Winston-Salem Prep*	64 - 11 (W)
2/1	@ Leadership Academy*	65 - 11 (W)
2/4	Carver*	59 - 10 (W)
2/5	@ Myers Park	32 - 72 (L)
2/7	@ Winston-Salem Chr. National (NC)	38 - 66 (L)
2/8	Cornerstone Charter*	62 - 17 (W)
2/15	Winston-Salem Prep**	70 - 37 (W)
2/18	Leadership Academy**	70 - 18 (W)
2/22	Gray Stone Day#	68 - 20 (W)
2/24	Rosman#	65 - 49 (W)
2/26	@ North Rowan#	66 - 47 (W)
3/1	@ Murphy#	45 - 35 (W)
3/5	Mountain Heritage#	48 - 37 (W)



2022 1A WOMEN'S CHAMPIONSHIP ROSTERS



BERTIE FALCONS ROSTER



#	Name	Gr.	Ht.	Pos.	#	Name	Gr.	Ht.	Pos.
1	Yazmonasia Boone	SR	5' 7"	G	24	Rakiyah Peele	SO	5' 10"	G/F
2	Shamyia Perkins	SR	5' 4"	SG	30	Ty'Asiah Ruffin	JR	5' 5"	SF
4	Kenzaria Askew	SR	5' 2"	SF	32	Zynaeja Leary	FR	5' 6"	F
11	Simone Williams	JR	5' 6"	SG	34	Alexia Dickerson	FR	5' 10"	C/G
12	E'Yonna Swain	SO	5' 7"	G	42	Kydra Brown	SO	5' 3"	SF
22	Trianna Smallwood	JR	5' 7"	SG	52	Jessica Stokes	SR	5' 10"	F/C
23	Bryona West	SR	5' 8"	SG					



BISHOP MCGUINNESS VILLAINS ROSTER



#	Name	Gr.	Ht.	Pos.	#	Name	Gr.	Ht.	Pos.
1	Ashley Hawley	FR	5' 7"	G	12	Tate Chappell	JR	5' 11"	F
2	Francesca Moya	SR	5' 3"	G	14	Kiersten Varner	SO	5' 10"	F
3	Charley Chappell	JR	5' 5"	G	20	Katie Deal	JR	6' 0"	C
4	Kate Dennen	FR	5' 4"	G	21	Grace Harriman	JR	5' 10"	F
5	Sadie Quinn Wall	SO	5' 5"	G	22	Isabella Ross	JR	5' 8"	G
10	Adelaide Jernigan	FR	5' 10"	G	33	Nevaeh Fears	SO	5' 8"	F
11	Helen Thompson	FR	5' 5"	G	44	Olivia Stone	FR	5' 9"	F



CLICK IT OR TICKET

2022 NCHSAA 1A MEN'S BASKETBALL

CLICK IT OR TICKET

EAST FIRST ROUND

- 1 Chatham Charter (63) vs. 32 Gates County (40)
- 16 Jones Senior (48) vs. 17 Northwest Halifax (55)
- 8 Neuse Charter (60) vs. 25 Northside-Pinehaven (56)
- 9 Bear Grass Charter (41) vs. 24 Southeast Halifax (54)
- 5 Pamlico County (68) vs. 28 Southside (48)
- 12 KIPP Pride (57) vs. 21 River Mill Academy (32)
- 13 West Columbus (70) vs. 20 Triangle Math & Sci. (26)
- 4 Henderson Collegiate (74) vs. 29 Vance Charter (41)
- 3 Washington County (86) vs. 30 Weldon (72)
- 14 Tarboro (66) vs. 19 Northampton County (60)
- 6 East Wake Academy (100) vs. 27 Cape Hatteras (51)
- 11 North Edgecombe (71) vs. 22 Riverside-Martin (60)
- 7 Pender (53) vs. 26 Rosewood (43)
- 10 Chatham Central (57) vs. 23 Bertie (62)
- 15 Perquimans (63) vs. 18 Voyager Academy (53)
- 2 Wilson Prep (87) vs. 36 South Creek (1)

WEST FIRST ROUND

- 85 Hayesville (47) vs. 47 Starmount (32)
- 45 Mountain Heritage (59) vs. 46 Corvian Community (17)
- 51 Hiwassee Dam (63) vs. 48 Robinsville (25)
- 60 Carolina International (60) vs. 24 Avery County (24)
- 5 South Stokes (66) vs. 50 Cherokee (50)
- 65 Bishop McGuinness (65) vs. 53 Murphy (53)
- 100 Swain County (100) vs. 78 Cherryville (20)
- 67 Thomasville (67) vs. 56 Alleghany (29)
- 63 Uwharrie Charter (63) vs. 51 Albemarle (30)
- 72 North Rowan (72) vs. 54 Queens Grant (19)
- 64 Bessemer City (64) vs. 42 Bethany Community (27)
- 69 Mount Airy (69) vs. 49 Andrews (22)
- 68 Draughn (68) vs. 73 Mountain Island Char. (26)
- 66 Christ the King (66) vs. 42 Mitchell (23)
- 73 North Stokes (73) vs. 50 Cornerstone Charter (18)
- 89 Winston-Salem Prep (89) vs. 54 Eastern Randolph (31)

Feb. 24

- 1 Chatham Charter (63) vs. 17 Northwest Halifax (56)
- 1 Chatham Charter (68) vs. 8 Neuse Charter (56)
- 1 Chatham Charter (57) vs. 12 KIPP Pride (48)
- 1 Chatham Charter (59) vs. 2 Wilson Prep (52)
- 1 Hayesville (81) vs. 4 Thomasville (4)
- 1 Hayesville (83) vs. 9 Carolina International (9)
- 1 Hayesville (84) vs. 17 Corvian Community (17)
- 1 Swain County (66) vs. 13 Thomasville (4)
- 1 Bishop McGuinness (58) vs. 12 South Stokes (5)
- 1 Swain County (66) vs. 13 Thomasville (4)
- 1 Thomasville (43) vs. 5 South Stokes (5)
- 1 North Rowan (58) vs. 6 Bessemer City (6)
- 1 Bessemer City (65) vs. 11 Mount Airy (11)
- 1 Mountain Island Char. (56) vs. 10 Christ the King (10)
- 1 Christ the King (65) vs. 2 Winston-Salem Prep (2)
- 1 North Stokes (48) vs. 15 Winston-Salem Prep (2)
- 1 Winston-Salem Prep (89) vs. 54 Eastern Randolph (31)

Feb. 26

- 1 Chatham Charter (68) vs. 8 Neuse Charter (56)
- 1 Chatham Charter (57) vs. 12 KIPP Pride (48)
- 1 Chatham Charter (59) vs. 2 Wilson Prep (52)
- 1 Hayesville (81) vs. 4 Thomasville (4)
- 1 Hayesville (83) vs. 9 Carolina International (9)
- 1 Hayesville (84) vs. 17 Corvian Community (17)
- 1 Swain County (66) vs. 13 Thomasville (4)
- 1 Bishop McGuinness (58) vs. 12 South Stokes (5)
- 1 Swain County (66) vs. 13 Thomasville (4)
- 1 Thomasville (43) vs. 5 South Stokes (5)
- 1 North Rowan (58) vs. 6 Bessemer City (6)
- 1 Bessemer City (65) vs. 11 Mount Airy (11)
- 1 Mountain Island Char. (56) vs. 10 Christ the King (10)
- 1 Christ the King (65) vs. 2 Winston-Salem Prep (2)
- 1 North Stokes (48) vs. 15 Winston-Salem Prep (2)
- 1 Winston-Salem Prep (89) vs. 54 Eastern Randolph (31)

March 1

- 1 Chatham Charter (57) vs. 12 KIPP Pride (48)
- 1 Chatham Charter (59) vs. 2 Wilson Prep (52)
- 1 Hayesville (81) vs. 4 Thomasville (4)
- 1 Hayesville (83) vs. 9 Carolina International (9)
- 1 Hayesville (84) vs. 17 Corvian Community (17)
- 1 Swain County (66) vs. 13 Thomasville (4)
- 1 Bishop McGuinness (58) vs. 12 South Stokes (5)
- 1 Swain County (66) vs. 13 Thomasville (4)
- 1 Thomasville (43) vs. 5 South Stokes (5)
- 1 North Rowan (58) vs. 6 Bessemer City (6)
- 1 Bessemer City (65) vs. 11 Mount Airy (11)
- 1 Mountain Island Char. (56) vs. 10 Christ the King (10)
- 1 Christ the King (65) vs. 2 Winston-Salem Prep (2)
- 1 North Stokes (48) vs. 15 Winston-Salem Prep (2)
- 1 Winston-Salem Prep (89) vs. 54 Eastern Randolph (31)

March 12, 2022

- 1 Chatham Charter (57) vs. 12 KIPP Pride (48)
- 1 Chatham Charter (59) vs. 2 Wilson Prep (52)
- 1 Hayesville (81) vs. 4 Thomasville (4)
- 1 Hayesville (83) vs. 9 Carolina International (9)
- 1 Hayesville (84) vs. 17 Corvian Community (17)
- 1 Swain County (66) vs. 13 Thomasville (4)
- 1 Bishop McGuinness (58) vs. 12 South Stokes (5)
- 1 Swain County (66) vs. 13 Thomasville (4)
- 1 Thomasville (43) vs. 5 South Stokes (5)
- 1 North Rowan (58) vs. 6 Bessemer City (6)
- 1 Bessemer City (65) vs. 11 Mount Airy (11)
- 1 Mountain Island Char. (56) vs. 10 Christ the King (10)
- 1 Christ the King (65) vs. 2 Winston-Salem Prep (2)
- 1 North Stokes (48) vs. 15 Winston-Salem Prep (2)
- 1 Winston-Salem Prep (89) vs. 54 Eastern Randolph (31)

STATE CHAMPION

State Championship Game
Saturday, March 12, 2022
Reynolds Coliseum (NCSU)

1 Chatham Charter
Hayesville

WESTERN REGIONAL FINAL
1 Hayesville (81) vs. 2 Winston-Salem Prep (52)
@ A.C. Reynolds HS - 6:00 p.m.

EASTERN REGIONAL FINAL
1 Chatham Charter (57) vs. 2 Wilson Prep (52)
@ J.H. Rose - 2:00 p.m.

NCHSAA NETWORK



1A Men's Championship Team Information



CHATHAM CHARTER KNIGHTS



Location: Siler City, NC
Conference: Central Tar Heel 1A
Colors: Purple, White & Silver
Principal: Dr. John Eldridge
Athletic Director: Clint Fields
Head Coach: Jason Messier
Assistant Coach: Jordan Hamilton, Mark Murphy, & Bill Slaughter
Team Record: 33-1 (10-0)

Date	Opponent	Result
11/9	@ Vandalia Christian (NC)	70 - 38 (W)
11/11	@ Research Triangle	58 - 45 (W)
11/12	N.C. School of Science & Math	57 - 32 (W)
11/16	Faith Christian (NC)	72 - 58 (W)
11/18	Vandalia Christian (NC)	77 - 36 (W)
11/19	Uwharrie Charter	50 - 46 (W)
11/23	Leadership Academy	67 - 31 (W)
12/1	@ Eno River	64 - 15 (W)
12/3	@ Uwharrie Charter	56 - 57 (L)
12/10	Chatham Central	61 - 35 (W)
12/17	@ Chatham Central	58 - 36 (W)
12/20	Neuse Charter	62 - 39 (W)
12/21	Cornerstone Charter	83 - 51 (W)
12/22	Research Triangle	60 - 59 (W)
1/4	Research Triangle	65 - 43 (W)
1/11	@ Clover Garden School*	63 - 22 (W)
1/14	Southern Wake Academy*	88 - 15 (W)
1/19	Triangle Math & Science*	69 - 34 (W)
1/25	@ River Mill*	66 - 27 (W)
1/26	Southern Alamance	62 - 24 (W)
1/28	Clover Garden School*	70 - 14 (W)
2/1	@ Southern Wake Academy*	83 - 17 (W)
2/2	@ Woods Charter*	87 - 17 (W)
2/4	@ Triangle Math & Science*	67 - 24 (W)
2/8	Woods Charter*	78 - 22 (W)
2/10	River Mill*	74 - 27 (W)
2/12	Seaforth	44 - 23 (W)
2/16	Woods Charter**	77 - 29 (W)
2/18	River Mill**	75 - 34 (W)
2/22	Gates County#	63 - 40 (W)
2/24	Northwest Halifax#	60 - 56 (W)
2/26	Neuse Charter#	68 - 36 (W)
3/1	KIPP Pride#	57 - 49 (W)
3/5	Wilson Prep#	59 - 42 (W)

HAYESVILLE YELLOW JACKETS



Location: Hayesville, NC
Conference: Smoky Mountain 1A
Colors: Black & Gold
Principal: Stacey Overlin
Athletic Director: Michael Cottrell
Head Coach: Michael Cottrell
Assistant Coach: Keith Thompson, Justin Ashe, Zach Cottrell, & Will Penland
Team Record: 27-0 (10-0)

Date	Opponent	Result
11/22	Blue Ridge Early College	74 - 24 (W)
12/3	@ Tallulah Falls (GA)	53 - 49 (W)
12/10	@ Highlands (NC)	59 - 26 (W)
12/13	Hiwassee Dam	81 - 41 (W)
12/14	Andrews	59 - 35 (W)
12/17	@ Murphy	58 - 55 (W)
12/20	Blue Ridge Early College	68 - 18 (W)
12/21	Swain County	68 - 57 (W)
12/28	Mountain Heritage	75 - 37 (W)
12/29	@ Swain County	86 - 58 (W)
12/30	Hiwassee Dam	76 - 44 (W)
1/7	@ Robbinsville	51 - 44 (W)
1/11	@ Hiwassee Dam	95 - 54 (W)
1/24	Highlands	75 - 35 (W)
1/25	@ Andrews	53 - 42 (W)
1/28	Murphy	77 - 50 (W)
2/1	@ Swain County	80 - 55 (W)
2/4	@ Cherokee	64 - 36 (W)
2/7	Cherokee	70 - 46 (W)
2/8	Robbinsville	61 - 39 (W)
2/14	Andrews	66 - 53 (W)
2/18	@ Swain County	77 - 54 (W)
2/22	Starmount	85 - 47 (W)
2/24	Corvian Community	84 - 59 (W)
2/26	Carolina International	83 - 47 (W)
3/1	Thomasville	81 - 62 (W)
3/5	Winston-Salem Prep	72 - 66 (W)



2022 1A MEN'S CHAMPIONSHIP ROSTERS



CHATHAM CHARTER KNIGHTS ROSTER



#	Name	Gr.	Ht.	Pos.	#	Name	Gr.	Ht.	Pos.
0	Hunter Murphy	FR	5' 8"	G	30	Zach Cartrette	FR	6' 2"	G
10	Aidan Allred	SO	6' 2"	G	32	Brennan LaVelle	FR	6' 1"	F
12	Cameron Turner	JR	5' 11"	G	34	Jamir Wright	JR	6' 3"	F
14	Jackson Brown	JR	6' 0"	G	40	Jonah Ridgill	SO	6' 3"	F
20	Adam Harvey	JR	6' 2"	F	42	Brennen Oldham	FR	6' 6"	F
22	Beau Harvey	FR	6' 1"	G	44	Cedric Schwartz	JR	6' 2"	F
24	Aamir Mapp	JR	6' 2"	F					



HAYESVILLE YELLOW JACKETS ROSTER



#	Name	Gr.	Ht.	Pos.	#	Name	Gr.	Ht.	Pos.
2	Logan Caldwell	JR	6' 1"	G	20	Taylor McClure	SO	6' 1"	F
3	Ethan Hooper	JR	5' 11"	SG	21	Cade Denton	JR	6' 0"	SG
10	Asher Brown	SO	5' 9"	G	22	Jacob McClure	SO	6' 0"	SG
11	Isaac Chandler	SO	6' 2"	F	23	Jake McTaggart	SR	6' 6"	PF
14	Kolbe Ashe	SR	6' 0"	PG	24	Seth Hedden	JR	6' 4"	F/C
15	Landon Hughes	SO	5' 10"	G/F	33	Kyle Lunsford	JR	6' 2"	PF



2021 1A Women's Championship Recap



Murphy runs by Princeton 76-34

TRINITY, NC – The Murphy Bulldogs got a pair of 22-point performances from Torin Rogers and Sarah Pullium to boost the Bulldogs to the program's fourth State Championship and a 76-34 victory over Princeton. The win gave Murphy back-to-back Championships after sharing last year's title with Weldon when the Board of Directors awarded Co-State Championships to the Regional Champions as the State Finals were postponed and then ultimately cancelled due to COVID-19.

After a solid start to the game, Princeton trailed Murphy 19-14 through a quarter. After that, the Murphy defense shut down Princeton, never allowing more than 9 points in a single quarter. Murphy's Rogers was named the Kay Yow 1A Women's Basketball Championship Game MVP with her 22 points and 10 rebounds to go with three assists and four steals.

Sarah Pulliam picked up Most Outstanding Player honors for Murphy with 22 points and 8 rebounds of her own. She also added a pair of assists and four steals. Kaiya Pickens was a huge threat from beyond the arc for Murphy, nailing four three-pointers on her way to 18 points.

Meredith Wooten was the lone Princeton scorer in double figures, putting up 13 points and five rebounds. However, teammate Anna Taylor grabbed the Most Outstanding Player honors for Princeton with nine points, three assists, two rebounds and four steals.

Murphy finished the season 16-2, 10-2 in the Smoky Mountain 1A Conference, where they finished second behind Robbinsville. The Bulldogs avenged their only losses of the season in the third round when they knocked out the Black Knights 49-37. Murphy won the school's fifth Regional Championship and the program's fourth State Championship.

Princeton concluded the season 16-1. They were 8-0 in the Carolina 1A where they were the champions. The Bulldogs won their program's fourth regional championship and appeared in the NCHSAA State Championship Game for the first time since 1986.

The NCHSAA is committed to promoting and honoring outstanding sportsmanship and has partnered with the NC Farm Bureau to award Sportsmanship Awards to one athlete from each of the participating teams to recognize excellence in sportsmanship throughout the year. The Sportsmanship Award winners for the game were Le'onna Nelson from Princeton and Taylor Phillips from Murphy.



2021 1A Women's Basketball State Championship Box Score Saturday, March 6, 2021 | @ Wheatmore HS - Trinity, NC

	1	2	3	4	-	F
Murphy (17-2)	19	26	23	8	-	76
Princeton (16-1)	14	9	4	7	-	34

Murphy Stats	Pt	FT	Reb	A	TO	Blk	Stl
Pickens, Kaiya	18	0-0	1	3	3	0	2
Rogers, Torin	22	5-8	10	3	1	3	4
Moses, Leah	4	0-0	5	1	3	0	2
Martin, Amber	3	0-0	1	2	0	1	1
Pullium, Sarah	22	8-8	8	2	1	1	4
McDaniel, Charlie	0	0-0	0	0	0	0	0
Rogers, Lochlan	0	0-0	0	0	0	0	0
Phillips, Taylor	5	2-2	4	4	1	0	1
Holloway, Lailee	0	0-0	0	0	0	0	0
Leatherwood, Kay.	2	2-2	0	0	0	0	0
Ledford, Emma	0	0-0	2	0	0	0	0
Campbell, Kinslie	0	0-0	0	1	0	0	0
Kent, Sage	0	0-0	0	0	0	0	0
TOTALS	76	17-20	31	16	9	5	14

Princeton Stats	Pt	FT	Reb	A	TO	Blk	Stl
Taylor, Anna	9	0-0	2	3	5	0	4
Wooten, Meredith	13	2-4	5	4	7	0	1
Cook, London	4	0-0	2	0	4	0	0
Nelson, Leonna	4	0-0	9	3	6	0	1
Klein, Kayleigh	4	0-0	3	2	2	0	1
Heeden, Anna	0	0-0	2	0	0	0	0
Roberson, Kaydon	0	0-0	0	0	0	0	0
Woodring, Kelsey	0	0-0	0	0	0	0	0
Johnson, Alaina	0	0-0	2	0	1	0	0
Tart, Hailey	0	0-0	1	0	0	0	0
TOTALS	34	2-4	33	12	25	0	7



2021 1A Men's Championship Recap



Wilson Prep downs Lincoln Charter 65-58

TRINITY, NC – Wilson Prep won the school's first NCHSAA State Championship in any sport, taking down Lincoln Charter 65-58 in an exciting game that saw Wilson Prep pull away late. Up 57-54 with 1:55 to go, the Tigers used an 8-0 run to ice the game.

Devyn Bullock was the floor leader for Wilson Prep. His 13 points and seven rebounds were a catalyst to the victory. Bullock was selected as the Charlie Adams 1A Men's Basketball Championship Most Valuable Player for his efforts.

Two other Tigers were in double figures on the night. Nasiar Blackston had 12 points, three rebounds and five assists to earn Most Outstanding Player honors for Wilson Prep. Eric Wynn worked hard in the paint, dropping 17 points and pulling down 10 boards in the game.

Lincoln Charter led most of the way, holding the lead for almost 27 of the game's 32 minutes. The Eagles went cold from three in the second half, failing to connect on any of their six three-point attempts in the final half of play. They also were out rebounded 41-29, contributing to the shooting woes down the stretch.

The Eagles were led by Sam Cogan, who scored 15 points in the game, adding six rebounds. He was named the Most Outstanding Player for Lincoln Charter. Elijah Burnette also added 15 points and three assists for the Eagles while Troy Fulton picked up 12 points in the game.

Wilson Prep finished 7-2 on the season. The Tigers won the only two conference games of the year, beating the only other team in the Tar Roanoke 1A fielding a team this year, North Edgecombe, twice during the season. The Tigers advanced to the State Championship and Regional Finals for the first time in program history, despite missing more than a month of games during the season for COVID-19 cancellations and a quarantine.

Lincoln Charter finished the year 16-3. The Eagles were 11-1 and champions of the Southern Piedmont 1A for the eighth year in a row. Lincoln Charter won the Western Regional for the second time in program history, returning to the State Championship Game for the first time since 2017 when they defeated Kestrel Heights.

The NCHSAA is committed to promoting and honoring outstanding sportsmanship and has partnered with the NC Farm Bureau to award Sportsmanship Awards to one athlete from each of the participating teams to recognize excellence in sportsmanship throughout the year. The Sportsmanship Award winners for the game were Malik Bryant from Wilson Prep and Sam Bruce from Lincoln Charter.



2021 1A Men's Basketball State Championship Box Score Saturday, March 6, 2021 | @ Wheatmore HS - Trinity, NC

	1	2	3	4	-	F
Lincoln Charter (16-3)	17	17	11	13	-	58
Wilson Prep (7-2)	13	13	13	26	-	65

Lincoln Char. Stats	Pt	FT	Reb	A	TO	Blk	Stl
Farley, Marcus	7	3-4	2	0	3	0	2
Cogan, Sam	15	5-10	6	3	7	1	2
Burnette, Elijah	15	9-11	3	3	8	0	1
Seitz, Carter	2	2-2	5	1	2	0	2
Fulton, Troy	12	0-0	4	0	0	0	0
Borden, Avery	3	1-1	2	0	1	0	0
Crichton, Palmer	2	0-0	2	1	0	0	1
Bruce, Sam	0	0-0	0	0	0	0	0
Patel, Shiven	2	2-2	0	0	0	0	0
Cooke, Hunter	0	0-0	0	0	0	0	0
Baich, Andrew	0	0-0	0	0	0	0	0
TOTALS	57	22-30	29	8	21	1	8

Wilson Prep Stats	Pt	FT	Reb	A	TO	Blk	Stl
Blackston, Nasiar	12	6-7	3	5	4	1	2
Johnson, Omarreyon	7	2-3	1	1	2	0	2
Battle, Christen	5	3-4	4	4	4	0	0
Sutton, Daidien	0	0-2	2	2	1	0	2
Bullock, Devyn	13	5-6	7	2	2	0	1
Land, Adrian	5	0-0	0	0	2	0	2
Anderson, Brandon	2	0-0	4	0	1	0	1
Farmer, Kevin	0	0-0	0	0	0	0	0
Bryant, Malik	2	2-2	1	1	0	0	0
Eatmon, Makhi	0	0-1	2	1	0	0	0
Miller, Tabis	0	0-0	0	0	0	0	0
Parker, Isaiah	0	0-0	0	0	0	0	0
Bryant, Cameron	0	0-0	0	0	0	0	0
Smith, Vonterrius	2	0-0	0	0	0	0	0
Wynn, Eric	17	1-2	10	0	2	3	1
TOTALS	65	19-27	41	16	18	4	11



WE RESOLVE.

TO SUPPORT OUR COMMUNITIES.

Blue Cross and Blue Shield of North Carolina recognizes the unique role that athletics play in feeding the mind, heart, and soul. We applaud all efforts that serve the health and well-being of North Carolina.



NC



®Marks of the Blue Cross and Blue Shield Association. All other marks and trade names are the property of their respective owners. Blue Cross and Blue Shield of North Carolina is an independent licensee of the Blue Cross and Blue Shield Association. U40099, 2/22

Official Health Insurance Partner of the NCHSAA



CLICK IT OR TICKET

[illegible]



2A Women's Championship Team Information



FARMVILLE CENTRAL JAGUARS



Location: Farmville, NC
Conference: Eastern Plains 2A
Colors: Black & Vegas Gold
Principal: Brad Johnson
Athletic Director: Larry Williford
Head Coach: Hollis Harper
Assistant Coach: Jonnie Joyner, Rumond Pitt, Ron Denham, Tony Joyner
Team Record: 27-4 (12-0)

Date	Opponent	Result
11/23	North Lenoir	69 - 49 (W)
11/26	Athens Drive	46 - 48 (L)
11/27	Rocky Mount	57 - 60 (L)
11/29	@ North Lenoir	53 - 36 (W)
12/1	@ Broughton	71 - 32 (W)
12/3	@ Northern Nash	66 - 38 (W)
12/8	Northern Nash	46 - 32 (W)
12/10	SouthWest Edgecombe	75 - 30 (W)
12/11	Trinity Christian (NC)	71 - 27 (W)
12/16	Broughton	71 - 36 (W)
12/17	@ Ayden - Grifton	64 - 16 (W)
12/27	Apex Friendship	53 - 74 (L)
12/28	Heritage	55 - 50 (W)
12/29	Garner	63 - 64 (L)
1/4	@ Washington	75 - 44 (W)
1/7	@ West Craven	76 - 24 (W)
1/14	Greene Central	82 - 13 (W)
1/19	North Pitt	69 - 57 (W)
1/25	Ayden - Grifton	67 - 27 (W)
1/28	Washington	76 - 19 (W)
1/31	@ SouthWest Edgecombe	73 - 15 (W)
2/1	West Craven	77 - 29 (W)
2/8	@ Greene Central	72 - 21 (W)
2/11	@ North Pitt	57 - 40 (W)
2/16	West Craven	69 - 26 (W)
2/18	North Pitt	81 - 72 (W)
2/22	Camden County	62 - 21 (W)
2/24	Southwest Onslow	86 - 53 (W)
2/26	Beddingfield	83 - 32 (W)
3/1	Roanoke Rapids	68 - 53 (W)
3/5	St. Pauls	

SALISBURY HORNETS



Location: Salisbury, NC
Conference: Central Carolina 1A/2A
Colors: Gold & Red
Principal: Marvin Moore
Athletic Director: Brian Hinson
Head Coach: Lakai Brice
Assistant Coach: Andrew Mitchell & Talita McCain
Team Record: 27-1 (12-0)

Date	Opponent	Result
11/26	North Surry	35 - 28 (W)
11/27	Apex Friendship	44 - 62 (L)
11/30	@ Carson	56 - 40 (W)
12/1	@ Northwest Guilford	55 - 24 (W)
12/3	@ West Rowan	59 - 34 (W)
12/8	Corvian Community	81 - 19 (W)
12/17	South Davidson	80 - 20 (W)
12/20	Forest Hills	57 - 46 (W)
12/28	Davie	76 - 23 (W)
12/29	West Rowan	55 - 36 (W)
1/5	@ East Davidson	77 - 11 (W)
1/7	@ Lexington	80 - 25 (W)
1/15	North Rowan	66 - 42 (W)
1/25	@ West Davidson	75 - 9 (W)
1/31	Thomasville	73 - 4 (W)
2/2	East Davidson	79 - 13 (W)
2/4	Lexington	72 - 34 (W)
2/5	@ South Davidson	79 - 39 (W)
2/7	@ West Davidson	71 - 22 (W)
2/9	@ Thomasville	77 - 5 (W)
2/11	@ North Rowan	65 - 39 (W)
2/16	West Davidson	74 - 3 (W)
2/18	North Rowan	61 - 38 (W)
2/22	Surry Central	59 - 18 (W)
2/24	Community School of Davidson	67 - 36 (W)
2/26	Forest Hills	71 - 30 (W)
3/1	North Surry	68 - 59 (W)
3/5	Shelby	45 - 44 (W)



2022 2A WOMEN'S CHAMPIONSHIP ROSTERS



FARMVILLE CENTRAL JAGUARS ROSTER



#	Name	Gr.	Ht.	Pos.	#	Name	Gr.	Ht.	Pos.
2	Journee McDaniel	SR	6' 1"	F/G	21	Kamiyah Wooten	JR	5' 7"	SF
4	Jahnyah Willioughby	SR	5' 7"	PG	22	Jamya Saddler	SO	5' 5"	G
10	Amiya Joyner	SR	6' 4"	C	24	Kalyn Baker	JR	5' 4"	G
11	Kamia Frazier	JR	5' 4"	G	30	Destiny May	SR	5' 7"	SF
12	Corinne Denham	SR	5' 6"	G	34	Nyasias Davis	FR	5' 5"	G
14	Janisja Carmon	JR	5' 4"	PG	40	Shakira Jones	FR	5' 6"	F
15	Laycie Eastwood	SO	5' 5"	G	44	Nakevia Phillips	SO	5' 6"	F
20	Carma Wright	SO	5' 6"	G					



SALISBURY HORNETS ROSTER



#	Name	Gr.	Ht.	Pos.	#	Name	Gr.	Ht.	Pos.
0	Jaleiah Gibson	SR	5' 10"	F	10	Icesis Nwafor	JR	5' 8"	F
1	ShaMya Arnold	SO	5' 5"	G	11	Makayla Noble	SO	5' 11"	W
3	Rachel McCullough	SR	5' 8"	SG	15	Mary Morgan	JR	5' 9"	F
4	Kiki Walker	SR	5' 8"	G	22	Jamecia Huntley	JR	5' 10"	W/F
5	Kyla Bryant	JR	5' 8"	G	24	Haley Dalton	JR	6' 0"	F

2022 NCHSAA 2A MEN'S BASKETBALL



CLICK IT OR TICKET

WEST FIRST ROUND

Feb. 24

1 R-S Central
48 East Surry

1 R-S Central
48 C.D. Owen
32

1

59 East Surry
44 North Stanly
17

Feb. 26

1 R-S Central
78 West Caldwell

8 Providence Grove

23

61 SW Randolph
25

43 SW Randolph
78 West Caldwell

67 West Caldwell
61 East Gaston
24

9

9

March 1

73 West Caldwell
84 North Surry

5 Salisbury

5

58 Reidsville

73 Salisbury
49 Trinity

12 Trinity

12

46 Lexington

5

70 Patton

13

54 C.S. of Davidson

4

48 North Surry

72

47 Randleman

3

80 Forbush

14

76 T.W. Andrews

3

32 Shelby

55

47 Forbush

3

52 Randleman

14

62 Robinson

6

78 Hendersonville

11

58 Lincolnton

6

77 Burns

27

66 Monroe

7

37 West Stokes

10

72 Mount Pleasant

23

73 Walkertown

15

85 Lincoln Charter

2

31 West Stanly

Feb. 24

1 Farmville Central
81 Heide Trask

100 R-S Central

16

59 East Surry

1

44 North Stanly

17

25 Providence Grove

8

61 SW Randolph

25

9 West Caldwell

9

24 East Gaston

8

67 West Caldwell

66

58 Reidsville

68

12 Trinity

9

46 Lexington

8

5 Salisbury

66

54 C.S. of Davidson

68

48 North Surry

55

47 Randleman

80

76 T.W. Andrews

14

62 Robinson

3

77 Burns

27

66 Monroe

7

37 West Stokes

26

72 Mount Pleasant

10

73 Walkertown

15

85 Lincoln Charter

2

31 West Stanly

6

58 Reidsville

12

46 Lexington

9

5 Salisbury

5

54 C.S. of Davidson

4

48 North Surry

13

47 Randleman

55

76 T.W. Andrews

80

62 Robinson

14

62 Robinson

3

77 Burns

27

66 Monroe

7

37 West Stokes

26

72 Mount Pleasant

10

73 Walkertown

15

85 Lincoln Charter

EAST FIRST ROUND

1 Farmville Central

45 Fairmont

32

16 Heide Trask

70 Ayden-Grifton

8

13 Research Triangle

45 Eastern Wayne

25

8 Research Triangle

9 East Carteret

82 J.F. Webb

24

69 East Carteret

5 Hertford County

79 James Kenan

28

60 Hertford County

12 Northeastern

75 North Lenoir

21

35 Wallace-Rose Hill

13 Wallace-Rose Hill

48 Red Springs

20

55 St. Pauls

4 St. Pauls

80 Roanoke Rapids

29

52 St. Pauls

3 Cummings

89 East Duplin

30

74 Cummings

14 Greene Central

87 Manteo

19

85 Cummings

6 Goldsboro

35 Seaforth

6

63 Goldsboro

11 Louisville

52 Princeton

22

30 Louisville

7 Whiteville

72 Granville Central

26

57 South Granville

10 South Granville

23 Camden County

15 Washington

53 East Bladen

18

15 Washington

56 Kinston

2 Kinston

69 West Bladen

31



2022 NCHSAA 2A
MEN'S BASKETBALL



WEST FIRST ROUND

Feb. 24

1 R-S Central
48 East Surry

1 R-S Central
48 C.D. Owen
32

1

59 East Surry
44 North Stanly
17

1

8 Providence Grove

23

61 SW Randolph

43 SW Randolph

67 West Caldwell

78 West Caldwell

61 East Gaston

9

9

March 1

73 West Caldwell

84 North Surry

4

9

5 Salisbury

73 Salisbury

49 Trinity

5

12

55 Trinity

4

46 Lexington

5

70 Patton

13

54 C.S. of Davidson

4

48 North Surry

72

47 Randleman

3

80 Forbush

14

76 T.W. Andrews

3

52 Randleman

55

47 Forbush

3

62 Robinson

14

77 Burns

6

78 Hendersonville

11

58 Lincolnton

6

77 Burns

27

66 Monroe

7

37 West Stokes

10

72 Mount Pleasant

23

73 Walkertown

15

85 Lincoln Charter

2

31 West Stanly

EAST FIRST ROUND

1 Farmville Central

45 Fairmont

32

16 Heide Trask

70 Ayden-Grifton

8

13 Research Triangle

45 Eastern Wayne

25

8 Research Triangle

9 East Carteret

82 J.F. Webb

24

69 East Carteret

5 Hertford County

79 James Kenan

28

60 Hertford County

12 Northeastern

75 North Lenoir

21

35 Wallace-Rose Hill

13 Wallace-Rose Hill

48 Red Springs

20

55 St. Pauls

4 St. Pauls

80 Roanoke Rapids

29

52 St. Pauls

3 Cummings

89 East Duplin

30

74 Cummings

14 Greene Central

87 Manteo

19

85 Cummings

6 Goldsboro

35 Seaforth

6

63 Goldsboro

11 Louisville

52 Princeton

22

30 Louisville

7 Whiteville

72 Granville Central

26

57 South Granville

10 South Granville

23 Camden County

15 Washington

53 East Bladen

18

15 Washington

56 Kinston

2 Kinston

69 West Bladen

31



2A Men's Championship Team Information



FARMVILLE CENTRAL JAGUARS



Location: Farmville, NC
Conference: Eastern Plains 2A
Colors: Black & Vegas Gold
Principal: Brad Johnson
Athletic Director: Larry Williford
Head Coach: Larry Williford
Assistant Coach: Donald Reid, Dre Phillips, Dennis Pitt
Team Record: 27-3 (12-0)

Date	Opponent	Result
11/23	North Lenoir	87 - 37 (W)
11/29	@ North Lenoir	77 - 24 (W)
12/1	@ Broughton	72 - 51 (W)
12/3	@ Northern Nash	80 - 64 (W)
12/8	Northern Nash	83 - 59 (W)
12/10	SouthWest Edgecombe	97 - 42 (W)
12/16	Broughton	80 - 55 (W)
12/17	@ Ayden - Grifton	88 - 49 (W)
12/27	Greenfield (NC)	72 - 68 (W)
12/29	Life Christian Academy (FL)	60 - 65 (L)
12/30	Archbishop Spalding (MD)	53 - 89 (L)
1/4	@ Washington	83 - 59 (W)
1/7	@ West Craven	78 - 34 (W)
1/8	Millbrook	53 - 64 (L)
1/14	Greene Central	90 - 57 (W)
1/15	@ Kinston	61 - 45 (W)
1/19	North Pitt	77 - 21 (W)
1/25	Ayden - Grifton	96 - 56 (W)
1/28	Washington	88 - 42 (W)
1/31	@ SouthWest Edgecombe	77 - 38 (W)
2/1	West Craven	79 - 34 (W)
2/8	@ Greene Central	79 - 74 (W)
2/11	@ North Pitt	78 - 37 (W)
2/16	Ayden - Grifton	88 - 58 (W)
2/18	Greene Central	84 - 57 (W)
2/22	Fairmont	76 - 45 (W)
2/24	Heide Trask	81 - 38 (W)
2/26	East Carteret	101 - 60 (W)
3/1	St. Pauls	71 - 52 (W)
3/5	Kinston	66 - 58 (W)

J.M. ROBINSON BULLDOGS



Location: Concord, NC
Conference: Yadkin Valley 1A/2A
Colors: Maroon & Black
Principal: Dennis Hobbs
Athletic Director: Patrick Helm
Head Coach: Lavar Batts
Assistant Coach: Andrew Jackson
Team Record: 27-3 (12-0)

Date	Opponent	Result
11/23	Concord	80 - 68 (W)
11/26	Charlotte Country Day School (NC)	83 - 88 (L)
11/27	East Mecklenburg	91 - 59 (W)
11/30	@ Northwest Cabarrus	70 - 30 (W)
12/1	A.L. Brown	81 - 41 (W)
12/4	A.L. Brown	101 - 67 (W)
12/7	Mallard Creek	84 - 87 (L)
12/10	North Stanly	67 - 42 (W)
12/21	Union Academy	94 - 50 (W)
12/28	Hough	72 - 52 (W)
12/29	Lake Norman	75 - 62 (W)
12/30	SouthLake Christian Academy (NC)	67 - 58 (W)
1/5	@ South Stanly	77 - 35 (W)
1/13	Albemarle	93 - 58 (W)
1/20	@ Mount Pleasant	88 - 47 (W)
1/25	@ Union Academy	60 - 43 (W)
1/26	@ North Stanly	61 - 56 (W)
1/27	@ Harding University	71 - 72 (L)
2/1	Gray Stone Day	88 - 29 (W)
2/4	South Stanly	88 - 31 (W)
2/7	@ Gray Stone Day	70 - 14 (W)
2/8	@ Albemarle	92 - 65 (W)
2/11	Mount Pleasant	81 - 45 (W)
2/16	Albemarle	100 - 63 (W)
2/18	North Stanly	78 - 65 (W)
2/22	Burns	77 - 52 (W)
2/24	Hendersonville	89 - 62 (W)
2/26	Forbush	84 - 63 (W)
3/1	Monroe	49 - 45 (W)
3/5	North Surry	79 - 60 (W)



2022 2A MEN'S CHAMPIONSHIP ROSTERS



FARMVILLE CENTRAL JAGUARS ROSTER



#	Name	Gr.	Ht.	Pos.	#	Name	Gr.	Ht.	Pos.
1	Jayden Pitt	JR	5' 11"	G	14	Omaurie Phillips	FR	6' 3"	F
2	Jah Short	JR	6' 4"	W	21	Landen Barnes	SO	6' 2"	F
3	Jaquez Dixon	FR	6' 4"	C/F	23	Jadakis Daniels	SO	6' 3"	SF
5	Alex Moye	SO	6' 1"	W	24	Chris Rhodes	SO	5' 10"	SG
10	Brandon Knight	JR	5' 8"	G	32	Xavier Sheppard	FR	6' 6"	C
11	Mykal "M.J." Williams	FR	5' 7"	PG	33	TJ Perkins	JR	6' 3"	C/F
12	Derrick Cox	SR	6' 1"	W					



J.M. ROBINSON BULLDOGS ROSTER



#	Name	Gr.	Ht.	Pos.	#	Name	Gr.	Ht.	Pos.
1	Simarion Hughes	SR	5' 11"	PG	13	Camden Camp	JR	5' 11"	SG
2	Zi'Kei Wheeler	JR	6' 2"	SF	14	Londen Roseman	SO	6' 0"	SG
3	Jaylan Jackson	SR	6' 1"	PG	21	Terrell Parker	JR	6' 5"	C
5	Isreal Dowd	JR	5' 9"	PG	22	Jermaine Gray	JR	6' 0"	PF
10	Jamari Brooks	JR	5' 11"	PG	24	Andrew Jordan	SR	6' 4"	C
11	Jak Kilzi	SR	6' 1"	SG	25	Daevin Hobbs	JR	6' 6"	SF
12	Pierce Carter	SR	6' 2"						



2021 2A Women's Championship Recap



Shelby knocks off Farmville Central 77-62

CLIMAX, NC – Shelby built an early lead just to watch Farmville Central whittle it down to one at the half. However, the Golden Lions responded in the second half, stretching their lead out to as many as 16 on their way to defeating Farmville Central 77-62 to win the 2A Women's Basketball State Championship.

Maraja Pass was outstanding in all facets of the game for Shelby, engineering the offense masterfully from the point guard position. She scored 31 points, and had 8 assists on her way to earning the Kay Yow 2A Most Valuable Player Award in the game.

Shelby also got brilliant performances from Ally and Kate Hollifield. The junior, Kate had 16 points and 8 rebounds while often drawing a tough defensive assignment against Jorday Joyner from Farmville. The sophomore, Ally, was also stellar, scoring 22 points grabbing 5 rebounds and notching 3 assists on her way to taking the Most Outstanding Player Award for Shelby.

Farmville Central stayed in the game for most of the way, much of their offense coming from Jordan Joyner who scored 19 points, grabbed 5 boards and dished out 5 assists. She kept the foot on the gas with her defensive pressure and athletic ability to get out on the break. In the end, the Jaguars were unable to overcome 20 turnovers and Shelby took care of the basketball only allowing 6 turnovers in the game.

Shelby finished the season 18-0, they were 12-0 and won the Southwestern 2A Conference Championship for the second year in a row. The Golden Lions won the program's first Regional Championship and first State Championships.

Farmville Central wrapped up the season 14-1. They were 9-0 as the champions of the Eastern Plains 2A. The Jaguars won their third straight Eastern Regional Championship.

The NCHSAA is committed to promoting and honoring outstanding sportsmanship and has partnered with the NC Farm Bureau to award Sportsmanship Awards to one athlete from each of the participating teams to recognize excellence in sportsmanship throughout the year. The Sportsmanship Award winners for the game were Yahreia Peeler from Shelby and Kenya Pittman from Farmville Central.



2021 2A Women's Basketball State Championship Box Score Sat, March 6, 2021 | @ Providence Grove HS - Climax, NC

	1	2	3	4	-	F
Shelby (19-0)	19	19	23	16	-	77
Farmville Central (14-1)	17	20	13	12	-	62

Shelby Stats	Pt	FT	Reb	A	TO	Blk	Stl
Yahreia Peeler	0	0-0	6	0	0	0	0
Maraja Pass	31	11-16	0	8	1	0	2
Ally Hollifield	22	6-7	5	3	4	0	2
Brooke Hartgrove	2	2-2	3	0	0	0	0
Kate Hollifield	16	3-3	8	1	1	0	3
Jasmine Gash	6	0-0	3	0	0	0	1
Deja Griffin	0	0-0	0	0	0	0	0
Nicole Camp	0	0-0	0	0	0	0	0
Amari McMullens	0	0-0	0	0	0	0	0
Jayla Littlejohn	0	0-0	0	0	0	0	0
TOTALS	77	22-28	30	12	6	0	8

Farmville Cen. Stats	Pt	FT	Reb	A	TO	Blk	Stl
Janiya Foskey	14	4-8	11	0	3	1	1
A'miya Joyner	10	4-7	15	2	3	0	0
Journee McDaniel	13	1-2	6	1	2	0	0
Jahnyah Willoughby	0	0-0	5	2	2	0	0
Kalyn Baker	4	2-2	0	0	2	0	0
Jordan Joyner	19	6-8	5	5	5	0	0
Lauryn Pitt	0	0-0	0	0	0	0	0
Ja'nisja Carmon	0	0-0	0	0	0	0	0
Kenya Pittman	2	0-0	2	2	3	0	0
TOTALS	62	17-27	46	12	20	1	1



2021 2A Men's Championship Recap



Farmville Central and Hendersonville burn up the nets

CLIMAX, NC – In the highest scoring State Championship Game in the 108-year history of the NCHSAA State Basketball Championships, Farmville Central's pace and athleticism proved too much for Hendersonville in the 2A Men's Championship Game as the Jaguars raced past the Bearcats 113-98. The Jaguars secured their third straight State Championship.

The 113 points by Farmville Central eclipsed Parkland's 101 in the 3A Championship Game in 1999, the previous single-team high in a State Championship Game. Farmville Central and Hendersonville scored more points than any two teams in a state championship game combined in history. Hendersonville was the first team to score more than 90 points in a losing effort in the history of the NCHSAA State Championships.

Terquavion Smith, an NC State commit, was superb for Farmville Central. He wrapped up his high school career with 33 points, 9 rebounds and 10 assists, just a rebound shy of a triple-double, on his way to being named the Charlie Adams 2A Men's Basketball Championship MVP.

Smith had plenty of help in the game with three other Jags scoring double figures. Jah Short was named the Most Outstanding Player for Farmville Central scoring 23 points and grabbing seven boards in the game while contributing seven assists and three steals. Other double figure scorers for the Jaguars were Leontae Moya, Jayden Pitt and Derrick Cox Jr. with 21, 13 and 14 points, respectively.

The Bearcats were led by Dwight Canady who scored 31 points and had 11 rebounds in the game. His teammate Keenan Wilkins wasn't far behind him with 28 points of his own, six assists and seven steals on his way to being named the Most Outstanding Player in the game for Hendersonville.

Alex Lemmens also had a great game for the Bearcats, scoring 18 points and grabbing nine rebounds. Carson Redden, a senior, finished his high school career in double figures with 11 points, seven rebounds and seven assists.

Farmville Central finished the season 15-0, they were 7-0 as conference champions of the Eastern Plains 2A. The Jaguars won the school's seventh State Championship all-time, advancing to the State Championship Game for the ninth time in program history.

Hendersonville finished the year 17-1. The Bearcats won the Mountain Six 2A with a perfect 10-0 record, their fourth conference title in a row. The Bearcats made the program's tenth all-time appearance in a State Championship Game, a string dating all the way back to their first in 1948.



2021 2A Men's Basketball State Championship Box Score Sat, March 6, 2021 | @ Providence Grove HS - Climax, NC

	1	2	3	4	-	F
Hendersonville (17-1)	19	23	22	34	-	98
Farmville Central (15-0)	22	28	32	31	-	113

Hendersonville Stats	Pt	FT	Reb	A	TO	Blk	Stl
Joel Christner	2	0-2	7	3	0	0	0
Alex Lemmens	18	0-2	9	2	3	0	0
Keenan Wilkins	28	8-13	1	6	8	0	7
Carson Redden	11	3-4	7	7	1	1	3
Dwight Canady	31	4-4	11	3	6	0	1
Jake Ross	8	2-2	3	3	3	0	0
Braden Strickland	0	0-0	0	0	0	0	0
Chris Landrum	0	0-0	2	0	1	0	0
TOTALS	98	17-27	46	24	22	1	11

Farmville Cen. Stats	Pt	FT	Reb	A	TO	Blk	Stl
Rahshae Owens	2	0-0	2	2	0	1	1
Jah Short	23	5-9	9	7	3	1	3
Leontae Moya	21	2-5	12	2	2	1	2
Trequavion Smith	33	6-10	9	10	7	0	5
Jayden Pitt	13	2-2	2	1	0	0	1
Dantavious Short	7	4-4	1	0	2	0	0
Nick Taylor	0	0-0	2	0	0	0	0
Derrick Cox, Jr.	14	2-2	5	2	2	0	1
Alex Moya	0	0-0	0	0	2	0	0
TOTALS	113	21-32	51	24	18	3	13

VISIT
GRRTEESMSP.COM

YOUR SOURCE FOR
**NCHSAA OFFICIAL
APPAREL**



MAJOR
BRANDS
AVAILABLE

OFFICIAL SUPPLIER OF NCHSAA
REGIONAL & STATE CHAMPIONSHIPS APPAREL

**MARKETING SPECIAL
PROMOTIONS LLC**

FULL SERVICE
SCREEN PRINTING
AND EMBROIDERY



2022 NCHSAA 3A
WOMEN'S BASKETBALL



CLICK IT OR TICKET

WEST FIRST ROUND

Feb 24

1 Terry Sanford
65 East Wake
22

1 Feb 24
1 Terry Sanford
69
16 Seventy-First
50

8 Seventy-First
68 Orange
53

1 Feb 26
1 Terry Sanford
81
9 Cape Fear
62

25 First Flight
51 Scotland
42

8
1 First Flight
41
9 Cape Fear
58

9 Cape Fear
71 Westover
54

March 1
1 Terry Sanford
58
4 Rocky Mount
50

5 South Central
58 Western Alamance
38

5
12 South Central
62
12 E.E. Smith
51

12 E.E. Smith
64 Hunt
34

5
4 South Central
42
4 Rocky Mount
50

13 Eastern Alamance
61 Jacksonville
31

13
4 Eastern Alamance
48
4 Rocky Mount
52

4 Rocky Mount
77 Person
29

1 EASTERN REGIONAL FINAL
1 Terry Sanford
50
2 Northwood
51
2 @ Southern Lee HS - 2:00 p.m.

3 Southern Wayne
55 White Oak
21

3
14 Southern Wayne
48
14 Williams
50

4 WESTERN REGIONAL FINAL
4 North Davidson
49
19 Enka
51
19 @ Freedom HS - 2:00 p.m.

6 Southern Durham
63 Northern Nash
36

14
6 Williams
44
6 Southern Durham
37

11 Union Pines
46 J.H. Rose
33

6
11 Southern Durham
69
11 Union Pines
44

22 West Carteret
48 Richlands
43

14
2 Williams
52
2 Northwood
66

7 West Carteret
48 Richlands
43

7
10 West Carteret
56
10 West Brunswick
36

15 Fike
50 Triton
63

7
2 West Carteret
14
2 Northwood
67

2 Northwood
64 Swansboro
7

18
2 Triton
44
2 Northwood
67

1 Jesse Carson
53 West Charlotte
32

1 Feb 24
1 Jesse Carson
8
17 Pisgah
17

1 Kings Mountain
54 Pisgah
63

1 Feb 26
1 Jesse Carson
45 Ashbrook
38

8
1 Franklin
42
9 Ashbrook
65

8 Franklin
33 Central Davidson
25

1
54 Jesse Carson
70
4 North Davidson
4

5
12 East Lincoln
58 West Rowan
38

5 East Lincoln
59 West Henderson
38

5
44 East Lincoln
64 North Davidson
64

13
4 Northwest Cabarrus
74 North Davidson
77

13 Northwest Cabarrus
64 Clyde A. Erwin
58

State Championship Game
Saturday, March 12, 2022
2 Terry Sanford
Enka
19 Keynotes Coliseum (NCSU)

3
19 Freedom
48 Enka
39

3 Freedom
73 Smoky Mountain
42

19
56 Enka
54 Ben L. Smith
54

6
22 Ben L. Smith
78 Hibern
58

6 Ben L. Smith
70 North Iredell
65

19
49 Enka
45 Parkwood
45

7
10 Parkwood
39 Ashe County
46

7 Parkwood
37 Atkins
31

7
2 Parkwood
71 North Buncombe
61

15
2 Rockingham County
53 North Buncombe
70

15 Rockingham County
44 Lake Norman Charter
41 North Rowan
89 South Rowan
45



3A Women's Championship Team Information



NORTHWOOD CHARGERS



Location: Pittsboro, NC
Conference: Central 3A
Colors: Green & Gold
Principal: Dr. Bradford Walston
Athletic Director: Cameron Vernon
Head Coach: Kerri Snipes
Assistant Coach: Kevin Forster, Jazmine Atkins,
 Jazanae Billings, Thomas Snipes, Gerald Lux
Team Record: 30-1 (12-0)

Date	Opponent	Result
11/23	@ Seaforth	67 - 24 (W)
11/30	Wakefield	68 - 32 (W)
12/1	@ Jordan-Matthews	61 - 21 (W)
12/4	Orange	74 - 27 (W)
12/7	@ Chapel Hill	63 - 42 (W)
12/8	East Chapel Hill	57 - 11 (W)
12/11	Jordan-Matthews	76 - 16 (W)
12/14	@ Williams	68 - 29 (W)
12/17	Cedar Ridge	69 - 26 (W)
12/18	Millbrook	53 - 57 (L)
12/29	Southern Durham	68 - 42 (W)
12/30	Southern Alamance	55 - 40 (W)
1/4	@ Person	68 - 13 (W)
1/5	Panther Creek	59 - 47 (W)
1/8	Seaforth	59 - 32 (W)
1/14	@ Eastern Alamance	41 - 33 (W)
1/25	@ Cedar Ridge	68 - 24 (W)
1/26	Western Alamance	54 - 17 (W)
1/28	Person	76 - 32 (W)
2/2	Williams	55 - 38 (W)
2/4	@ Orange	64 - 30 (W)
2/8	Eastern Alamance	53 - 27 (W)
2/11	@ Western Alamance	59 - 30 (W)
2/16	Orange	66 - 36 (W)
2/18	Eastern Alamance	50 - 28 (W)
2/22	Swansboro	64 - 7 (W)
2/22	Swansboro	64 - 7 (W)
2/24	Triton	67 - 44 (W)
2/26	West Carteret	67 - 14 (W)
3/1	Williams	66 - 52 (W)
3/5	Terry Sanford	51 - 50 (W)

ENKA JETS



Location: Enka, NC
Conference: The Mountain 3A/4A
Colors: Blue, Black, & Gray
Principal: Jeff Burleson
Athletic Director: Brian Carver
Head Coach: Kyle Reagan
Assistant Coach: Ciara Suggs, & Katie Parham
Team Record: 16-14 (5-7)

Date	Opponent	Result
11/23	@ Pisgah (Canton, NC)	44 - 59 (L)
11/27	Kings Mountain (NC)	60 - 40 (W)
11/29	Mountain Heritage (Burnsville, NC)	50 - 55 (L)
12/3	Pisgah (Canton, NC)	68 - 42 (W)
12/4	Hough (Cornelius, NC)	65 - 52 (W)
12/7	@ Smoky Mountain (Sylva, NC)	51 - 66 (L)
12/8	@ Murphy (NC)	31 - 52 (L)
12/14	@ Erwin (Asheville, NC)	58 - 66 (L)
12/17	A.C. Reynolds (Asheville, NC)	42 - 66 (L)
12/27	Berry (Charlotte, NC)	44 - 25 (W)
12/28	Hibriten (Lenoir, NC)	42 - 50 (L)
12/29	Forbush (East Bend, NC)	72 - 65 (W)
1/4	T.C. Roberson (Asheville, NC)	55 - 46 (W)
1/7	@ McDowell (Marion, NC)	49 - 45 (W)
1/14	Murphy (NC)	62 - 71 (L)
1/19	@ North Buncombe	39 - 55 (L)
1/24	Erwin (Asheville, NC)	58 - 54 (W)
1/25	@ A.C. Reynolds (Asheville, NC)	48 - 61 (L)
1/31	Asheville (NC)	59 - 51 (W)
2/1	McDowell (Marion, NC)	69 - 44 (W)
2/4	North Buncombe	56 - 58 (L)
2/7	@ West Henderson	80 - 51 (W)
2/9	@ T.C. Roberson	46 - 50 (L)
2/11	@ Asheville (NC)	72 - 81 (L)
2/14	T.C. Roberson (Asheville, NC)	39 - 44 (L)
2/22	@ Hickory (NC)	63 - 57 (W)
2/24	@ Freedom (Morganton, NC)	48 - 39 (W)
2/26	Ben L. Smith (Greensboro, NC)	56 - 54 (W)
3/1	@ Parkwood (Monroe, NC)	46 - 42 (W)
3/5	North Davidson (Lexington, NC)	51 - 49 (W)



2022 3A WOMEN'S CHAMPIONSHIP ROSTERS



NORTHWOOD CHARGERS ROSTER



#	Name	Gr.	Ht.	Pos.	#	Name	Gr.	Ht.	Pos.
2	Natalia Whitaker	FR	5' 0"	G	22	Skylar Adams	SO	5' 8"	G
3	Sarah Barbour	JR	5' 4"	G/F	23	Olivia Porter	SR	5' 8"	G
4	Gianna McManaman	JR	5' 8"	PG	24	Myla Marve	SR	5' 5"	G
5	Natalie Bell	SR	5' 2"	G	30	Caroline Allen	SR	6' 1"	F/C
10	Sara Wildes	FR	5' 9"	F	32	Anna Bolejack	SO	5' 4"	G
12	Te'keyah Bland	JR	5' 11"	F/G	40	Michelle Cardozo-Ortiz	SO	5' 5"	G
14	Meredith Bean	SO	5' 8"	G					



ENKA JETS ROSTER



#	Name	Gr.	Ht.	Pos.	#	Name	Gr.	Ht.	Pos.
4	Lasiah Jeter	JR	5' 7"	SG	24	Kaydon Ingle	SO	5' 2"	G
10	Kylie Carver	FR	5' 7"	G/F	30	Cassie Holbrook	SO	5' 4"	G
12	Hadleigh Dill	JR	6' 0"	G/F	32	Bentlee Chockley	SR	5' 10"	G/F
14	Hailey Harwood	SR	5' 4"	SG	34	Alice Brown	JR	5' 8"	F
20	Hannah Daves	SR	5' 8"	F/G	40	Gracie Merrell	FR	5' 2"	G
21	Keisha Adjaidoo	SR	5' 5"	G/F	44	Emma Payne	FR	5' 8"	F
22	Kelsey Worley	SO	5' 3"	SF	50	Kennedy Frady	SO	5' 3"	G/F

2022 NCHSAA 3A MEN'S BASKETBALL



CLICK IT OR TICKET

WEST FIRST ROUND

Hickory

East Henderson

North Irredell

Dudley

West Charlotte

Pisgah

Ledford

Atkins

Ben L. Smith

West Henderson

Concord

North Henderson

Asheboro

North Lincoln

Freedom

Northwest Cabarrus

Crest

Ashe County

Southern Guilford

Enka

South Point

East Lincoln

West Rowan

Franklin

Hibriten

Parkwood

St. Stephens

Cramer

Central Davidson

Central Cabarrus

North Buncombe

Feb. 24

Hickory

North Irredell

West Charlotte

Ledford

Ben L. Smith

Concord

North Lincoln

Freedom

Northwest Cabarrus

Crest

Southern Guilford

Enka

South Point

East Lincoln

West Rowan

Franklin

Hibriten

Parkwood

St. Stephens

Cramer

Central Davidson

Central Cabarrus

North Buncombe

Feb. 26

North Irredell

West Charlotte

West Charlotte

Ledford

Ben L. Smith

Concord

North Lincoln

Freedom

Northwest Cabarrus

Crest

Southern Guilford

Enka

South Point

East Lincoln

West Rowan

Franklin

Hibriten

Parkwood

St. Stephens

Cramer

Central Davidson

Central Cabarrus

North Buncombe

March 1

West Charlotte

Ben L. Smith

Concord

North Lincoln

Freedom

Northwest Cabarrus

Crest

Southern Guilford

Enka

South Point

East Lincoln

West Rowan

Franklin

Hibriten

Parkwood

St. Stephens

Cramer

Central Davidson

Central Cabarrus

North Buncombe

March 1

West Charlotte

Ben L. Smith

Concord

North Lincoln

Freedom

Northwest Cabarrus

Crest

Southern Guilford

Enka

South Point

East Lincoln

West Rowan

Franklin

Hibriten

Parkwood

St. Stephens

Cramer

Central Davidson

Central Cabarrus

North Buncombe

March 1

Rocky Mount

Seventy-First

Rocky Mount

Seventy-First

Rocky Mount

Seventy-First

Rocky Mount

Seventy-First

Rocky Mount

Seventy-First

Rocky Mount

Seventy-First

Rocky Mount

Seventy-First

Rocky Mount

Seventy-First

Rocky Mount

Seventy-First

Rocky Mount

Seventy-First

Rocky Mount

Seventy-First

Rocky Mount

Seventy-First

Rocky Mount

Seventy-First

Rocky Mount

Seventy-First

Rocky Mount

Seventy-First

Rocky Mount

Seventy-First

Rocky Mount

Seventy-First

March 1

Rocky Mount

Seventy-First

Rocky Mount

Seventy-First

Rocky Mount

Seventy-First

Rocky Mount

Seventy-First

Rocky Mount

Seventy-First

Rocky Mount

Seventy-First

Rocky Mount

Seventy-First

Rocky Mount

Seventy-First

Rocky Mount

Seventy-First

Rocky Mount

Seventy-First

Rocky Mount

Seventy-First

Rocky Mount

Seventy-First

Rocky Mount

Seventy-First

Rocky Mount

Seventy-First

Rocky Mount

Seventy-First

Rocky Mount

Seventy-First

Rocky Mount

Seventy-First

March 1

Rocky Mount

Seventy-First

Rocky Mount

Seventy-First

Rocky Mount

Seventy-First

Rocky Mount

Seventy-First

Rocky Mount

Seventy-First

Rocky Mount

Seventy-First

Rocky Mount

Seventy-First

Rocky Mount

Seventy-First

Rocky Mount

Seventy-First

Rocky Mount

Seventy-First

Rocky Mount

Seventy-First

Rocky Mount

Seventy-First

Rocky Mount

Seventy-First

Rocky Mount

Seventy-First

Rocky Mount

Seventy-First

Rocky Mount

Seventy-First

Rocky Mount

Seventy-First

March 1

Rocky Mount

Seventy-First

Rocky Mount

Seventy-First

Rocky Mount

Seventy-First

Rocky Mount

Seventy-First

Rocky Mount

Seventy-First

Rocky Mount

Seventy-First

Rocky Mount

Seventy-First

Rocky Mount

Seventy-First

Rocky Mount

Seventy-First

Rocky Mount

Seventy-First

Rocky Mount

Seventy-First

Rocky Mount

Seventy-First

Rocky Mount

Seventy-First

Rocky Mount

Seventy-First

Rocky Mount

Seventy-First

Rocky Mount

Seventy-First

Rocky Mount

Seventy-First

March 1

Rocky Mount

Seventy-First

Rocky Mount

Seventy-First

Rocky Mount

Seventy-First

Rocky Mount

Seventy-First

Rocky Mount

Seventy-First

Rocky Mount

Seventy-First

Rocky Mount

Seventy-First

Rocky Mount

Seventy-First

Rocky Mount

Seventy-First

Rocky Mount

Seventy-First

Rocky Mount

Seventy-First

Rocky Mount

Seventy-First

Rocky Mount

Seventy-First

Rocky Mount

Seventy-First

Rocky Mount

Seventy-First

Rocky Mount

Seventy-First

Rocky Mount

Seventy-First

March 1

Rocky Mount

Seventy-First

Rocky Mount

Seventy-First

Rocky Mount

Seventy-First

Rocky Mount

Seventy-First

Rocky Mount

Seventy-First

Rocky Mount

Seventy-First

Rocky Mount

Seventy-First

Rocky Mount

Seventy-First

Rocky Mount

Seventy-First

Rocky Mount

Seventy-First

Rocky Mount

Seventy-First

Rocky Mount

Seventy-First

Rocky Mount

Seventy-First

Rocky Mount

Seventy-First

Rocky Mount

Seventy-First

Rocky Mount

Seventy-First

Rocky Mount

Seventy-First

March 1

Rocky Mount

Seventy-First

Rocky Mount

Seventy-First

Rocky Mount



3A Men's Championship Team Information



SEVENTY-FIRST FALCONS



Location: Fayetteville, NC
Conference: United 8 3A/4A
Colors: Red & Black
Principal: Myron Williams
Athletic Director: Queshiba Collins
Head Coach: Tony Jones
Assistant Coach: Michael Dial & Dontrell Snow
Team Record: 27-4 (12-2)

Date	Opponent	Result
11/22	Westover	54 - 49 (W)
11/23	@ Hoke County	62 - 71 (L)
11/30	@ Westover	70 - 60 (W)
12/3	Hoke County	68 - 66 (W)
12/8	@ Gray's Creek	50 - 47 (W)
12/10	@ South View	72 - 43 (W)
12/16	Pine Forest	74 - 64 (W)
12/17	Westover	57 - 60 (L)
12/18	New Life Christian Academy (NC)	61 - 44 (W)
1/5	St. Pauls	81 - 62 (W)
1/7	Jack Britt	62 - 43 (W)
1/11	@ Purnell Swett	77 - 44 (W)
1/14	@ Lumberton	67 - 44 (W)
1/17	Northwood Temple Academy (NC)	77 - 68 (W)
1/18	@ Douglas Byrd	91 - 20 (W)
1/25	Gray's Creek	66 - 51 (W)
1/28	@ Cape Fear	60 - 64 (L)
2/1	@ Jack Britt	66 - 31 (W)
2/4	Purnell Swett	64 - 37 (W)
2/5	Cape Fear	72 - 63 (W)
2/8	Lumberton	55 - 60 (L)
2/10	South View	70 - 52 (W)
2/11	Douglas Byrd	73 - 24 (W)
2/14	Douglas Byrd	77 - 22 (W)
2/16	South View	82 - 45 (W)
2/18	Lumberton	53 - 51 (W)
2/22	Western Alamance	46 - 37 (W)
2/24	Cape Fear	76 - 65 (W)
2/26	Hunt	52 - 48 (W)
3/1	Rocky Mount	63 - 54 (W)
3/5	West Carteret	74 - 70 (W)

WEST CHARLOTTE LIONS



Location: Charlotte, NC
Conference: Queen City 3A/4A
Colors: Burgundy & Gold
Principal: Donevin Hoskins
Athletic Director: Joshua Harris
Head Coach: Jacoby Davis
Assistant Coach: Devin Mobley, Charles Williams, & Willis Woodard
Team Record: 21-9 (8-4)

Date	Opponent	Result
11/22	@ Berry	64 - 45 (W)
11/23	@ Rocky River	79 - 57 (W)
11/26	@ Myers Park	46 - 59 (L)
12/1	@ Harding University	63 - 71 (L)
12/3	@ Independence	73 - 39 (W)
12/10	@ Mallard Creek	72 - 55 (W)
12/11	Ben L. Smith	55 - 33 (W)
12/14	@ West Mecklenburg	76 - 63 (W)
12/17	@ Hopewell	68 - 51 (W)
12/18	Northside Christian Academy (NC)	78 - 74 (W)
12/20	Lake Norman Christian	54 - 69 (L)
12/21	Providence Day	47 - 41 (W)
12/22	Carmel Christian (NC)	54 - 70 (L)
1/4	@ Hough	60 - 46 (W)
1/11	Chambers	59 - 72 (L)
1/14	North Mecklenburg	47 - 78 (L)
1/15	@ E.E. Smith	73 - 54 (W)
1/24	Mallard Creek	70 - 54 (W)
1/25	West Mecklenburg	72 - 43 (W)
1/28	Hopewell	55 - 52 (W)
2/1	Hough	66 - 44 (W)
2/8	@ Chambers	69 - 82 (L)
2/11	@ North Mecklenburg	70 - 83 (L)
2/14	Hough	60 - 49 (W)
2/16	North Mecklenburg	75 - 80 (L)
2/22	Pisgah	83 - 41 (W)
2/24	Ledford	75 - 55 (W)
2/26	North Iredell	70 - 33 (W)
3/1	@ Ben L. Smith	81 - 66 (W)
3/5	Central Cabarrus	84 - 75 (W)



2022 3A MEN'S CHAMPIONSHIP ROSTERS



SEVENTY-FIRST FALCONS ROSTER



#	Name	Gr.	Ht.	Pos.	#	Name	Gr.	Ht.	Pos.
1	Jakoi Hassell	JR	5' 7"	G	30	Deandre Nance	FR	6' 1"	G
5	Randy Dockery	JR	6' 2"	G	32	Josiah Boyd	SR	5' 10"	F/G
10	Kendrick McLaughlin	JR	5' 9"	G	33	Waylon Robinson	JR	6' 3"	F
11	James Scott	JR	6' 10"	F	40	Zachary Lewis	JR	6' 0"	G/F
12	Tre Nesmith	SR	5' 10"	SG	42	Jacquez Foster	FR	5' 10"	G
20	Johnny Askew	SR	5' 9"	G	44	Mylon Campbell	SO	5' 10"	G
22	Xavier Tubbs Matthews	SR	6' 1"	G	55	Derrick Green	JR	6' 7"	C
23	Jared Davis	SR	6' 6"	F/C					



WEST CHARLOTTE LIONS ROSTER



#	Name	Gr.	Ht.	Pos.	#	Name	Gr.	Ht.	Pos.
0	Donovon Raymond	JR	6' 9"	F	12	Mari Day	JR	6' 0"	G
2	Ollie Alford	JR	6' 1"	G	14	Alius Bowser	JR	6' 4"	F
3	Chancellor Morrow	SR	6' 6"	PF	22	Chadlyn Traylor	FR	6' 2"	PG
5	Darion Rivers	JR	6' 6"	C	24	Landon King	SR	6' 0"	SG
10	Tyson Glover	SR	6' 1"	SF	32	Muhammed Kone	JR	6' 10"	C
11	Josh Mahatta	SR	6' 3"	F	33	Elijah Simmons	SR	6' 0"	F

Carson edges Asheboro 51-40 to win state

CLIMAX, NC – The Jesse Carson Cougars played a tight defensive game and got just enough offense to hold off Asheboro 51-40. With a senior class that now boasts 96 career wins, the Cougars claimed the program's first Women's Basketball State Championship.

Carleigh Perry turned it on in the second half, when her team needed it the most, knocking in 19 points and grabbing nine rebounds on her way to being named the Kay Yow 3A Women's Basketball State Championship MVP.

Most Outstanding Player honors for Carson went to Ellie Wilhelm, the only other Cougar in double figures. Wilhelm had 13 points and six rebounds to go with her three assists and two steals. The Cougars managed to win the turnover battle, forcing 19 Blue Comet turnovers, and outrebound Asheboro 44-30.

Asheboro never quit, led by Diamond McDowell who played with passion and scored 16 points and grabbed 11 rebounds. She was the lone Blue Comet in double figures scoring or rebounding and was named Asheboro's Most Outstanding Player.

Carson wrapped up the year 19-0, the Cougars were 10-0 in the North Piedmont 3A where they won the league championship for the fourth straight year. The Cougars made the school's first appearance in an NCHSAA Women's Basketball State Championship Game after winning their first Regional Championship.

Asheboro finished the season 15-1. The Blue Comets were 6-0 and champions of the Mid-Piedmont 3A. The Comets claimed the school's first Regional Championships in the program's history.

The NCHSAA is committed to promoting and honoring outstanding sportsmanship and has partnered with the NC Farm Bureau to award Sportsmanship Awards to one athlete from each of the participating teams to recognize excellence in sportsmanship throughout the year. The Sportsmanship Award winners for the game were Ellen Long from Asheboro and Carleigh Perry from Jesse Carson.



2021 3A Women's Basketball State Championship Box Score Sat, March 6, 2021 | @ Providence Grove HS - Climax, NC

	1	2	3	4	-	F
Jesse Carson (19-0)	11	6	14	20	-	51
Asheboro (15-1)	10	10	8	12	-	40

Jesse Carson Stats	Pt	FT	Reb	A	TO	Blk	Stl
Carleigh Perry	19	4-6	9	3	4	0	2
Hannah Isley	7	1-3	8	1	4	0	0
Colbie Perry	7	0-0	2	3	2	2	0
Ellie Wilhelm	13	0-1	6	3	1	1	2
Lani Isley	2	0-0	8	4	3	0	1
Kary Hales	0	0-2	2	1	0	0	0
Mary Spry	3	1-2	6	1	1	0	0
Jaden Vaughn	0	0-0	0	0	0	0	0
TOTALS	51	6-14	44	16	15	3	5

Asheboro Stats	Pt	FT	Reb	A	TO	Blk	Stl
Diamond McDowell	16	1-5	11	1	7	1	2
Sion Murrain	8	0-1	8	0	5	1	3
Janiya Jackson	4	1-2	1	4	4	0	1
Tanaesha Ellison	9	1-3	7	3	3	0	0
Ashton Maness	3	0-0	3	0	0	0	0
TOTALS	40	3-11	30	8	19	2	6



2021 3A Men's Championship Recap



Weddington cruises past Northwood 56-47

CLIMAX, NC – Weddington pushed their way past Northwood 56-47 thanks to a quartet of players in double figures led by junior guard Chase Lowe's 14 points. Lowe was named the Charlie Adams 3A Most Valuable Player in the game, leading the Warriors to their first state championship in Men's Basketball.

The two teams were not separated by much, with Weddington outscoring the Chargers by three in the first, third and final quarter of the game. The Warriors were slightly more efficient from beyond the arc, making six of their 16 attempts while Northwood connected on six of their 21 from three.

A.J. Cook was selected as the Most Outstanding Player for Weddington, chipping in 10 points and working hard to break the Northwood press. Other double-figure scorers for the Warriors were Brock Bowen who had 11 points and five assists while Kyle Frazier added 12 points.

Northwood was led by freshman Jarin Stevenson who scored 13 points and grabbed six rebounds while dishing out five assists and swatting one shot. He was named Northwood's Most Outstanding Player in the game. Fellow freshmen Drake Powell and Frederico Whitaker both had outstanding games as well. Powell led the team in scoring with 15 points while Whitaker scored 12 and dished out six assists.

Weddington finished the season 18-0, and they were 13-0 in the Southern Carolina 3A where they were undefeated for the first time in school history. Weddington captured the school's first Western Regional Championship in Men's Basketball and first State Championship.

Northwood finished the season 14-2. The Chargers were 10-2 in the Big Eight 3A where they finished third in the regular season. The Chargers won the program's fourth Regional Championship in program history.

The NCHSAA is committed to promoting and honoring outstanding sportsmanship and has partnered with the NC Farm Bureau to award Sportsmanship Awards to one athlete from each of the participating teams to recognize excellence in sportsmanship throughout the year. The Sportsmanship Award winners for the game were Caleb Wetherbee from Weddington and Troy Arnold from Northwood.



2021 3A Men's Basketball State Championship Box Score Sat., March 6, 2021 | @ Providenc Grove HS - Climax, NC

	1	2	3	4	-	F
Weddington (18-0)	14	12	18	12	-	56
Northwood (14-3)	11	12	15	9	-	47

Weddington Stats	Pt	FT	Reb	A	TO	Blk	Stl
Kyle Frazier	12	2-2	2	1	3	0	1
Caleb Wetherbee	5	1-1	6	1	0	0	1
Chase Lowe	14	3-6	7	5	2	0	2
Brock Bowen	11	6-6	2	5	1	0	4
AJ Cook	10	2-2	1	1	1	0	1
Evan Morton	2	0-0	2	0	0	0	1
Alex Bates	2	0-0	0	1	0	0	1
TOTALS	56	14-17	24	14	7	0	11

Northwood Stats	Pt	FT	Reb	A	TO	Blk	Stl
Jarin Stevenson	13	1-1	6	5	2	1	0
Tucker Morgan	0	0-0	5	1	2	0	0
Colby Burleson	3	0-0	0	1	1	0	0
Frederico Whitaker	12	2-2	3	6	5	0	2
Drake Powell	15	2-2	6	2	5	1	1
Troy Arnold	2	0-0	1	0	1	0	0
A. McLandsborough	2	0-1	1	0	0	0	0
TOTALS	47	5-6	23	15	16	2	3



FUEL YOUR GAME FROM BEGINNING TO END. WIN FROM WITHIN.®

©2017 S-VC, Inc. GATORADE and the G BOLT design are registered trademarks of S-VC, Inc.

2022 NCHSAA 4A WOMEN'S BASKETBALL



CLICK IT OR TICKET

WEST FIRST ROUND

Watauga 1

Garinger 32

Cuthbertson 16

Reagan 17

Lake Norman 8

Cox Mill 25

Marvin Ridge 9

Southeast Guilford 24

Myers Park 5

Olympic 28

North Mecklenburg 12

Independence 21

Southwest Guilford 13

Ashville 20

Charlotte Catholic 4

Page 29

A.C. Reynolds 3

Ardney Kell 30

South Caldwell 14

R.J. Reynolds 19

Chambers 6

Hopewell 27

South Mecklenburg 11

Hickory Ridge 22

East Forsyth 7

Northwest Guilford 26

Alexander Central 10

Ragsdale 23

T.C. Roberson 15

Providence 18

Northern Guilford 2

Sun Valley 31

Feb. 24

Watauga 1

Reagan 17

Lake Norman 8

Marvin Ridge 9

North Mecklenburg 12

Myers Park 5

Southwest Guilford 13

Charlotte Catholic 4

A.C. Reynolds 3

South Caldwell 14

Chambers 6

Hickory Ridge 22

East Forsyth 7

Northwest Guilford 26

Alexander Central 10

Ragsdale 23

T.C. Roberson 15

Providence 18

Northern Guilford 2

Sun Valley 31

Feb. 26

Watauga 1

Lake Norman 8

Marvin Ridge 9

North Mecklenburg 12

Myers Park 5

Southwest Guilford 13

Charlotte Catholic 4

A.C. Reynolds 3

South Caldwell 14

Chambers 6

Hickory Ridge 22

East Forsyth 7

Northwest Guilford 26

Alexander Central 10

Ragsdale 23

T.C. Roberson 15

Providence 18

Northern Guilford 2

Sun Valley 31

March 1

Lake Norman 8

Charlotte Catholic 4

North Mecklenburg 12

Myers Park 5

Southwest Guilford 13

Charlotte Catholic 4

A.C. Reynolds 3

South Caldwell 14

Chambers 6

Hickory Ridge 22

East Forsyth 7

Northwest Guilford 26

Alexander Central 10

Ragsdale 23

T.C. Roberson 15

Providence 18

Northern Guilford 2

Sun Valley 31

March 1

Apex Friendship 50

Green Level 33

North Mecklenburg 12

Myers Park 5

Southwest Guilford 13

Charlotte Catholic 4

A.C. Reynolds 3

South Caldwell 14

Chambers 6

Hickory Ridge 22

East Forsyth 7

Northwest Guilford 26

Alexander Central 10

Ragsdale 23

T.C. Roberson 15

Providence 18

Northern Guilford 2

Sun Valley 31

Feb. 24

Watauga 1

Reagan 17

Lake Norman 8

Marvin Ridge 9

North Mecklenburg 12

Myers Park 5

Southwest Guilford 13

Charlotte Catholic 4

A.C. Reynolds 3

South Caldwell 14

Chambers 6

Hickory Ridge 22

East Forsyth 7

Northwest Guilford 26

Alexander Central 10

Ragsdale 23

T.C. Roberson 15

Providence 18

Northern Guilford 2

Sun Valley 31

Feb. 26

Apex Friendship 59

D.H. Conley 23

North Mecklenburg 12

Myers Park 5

Southwest Guilford 13

Charlotte Catholic 4

A.C. Reynolds 3

South Caldwell 14

Chambers 6

Hickory Ridge 22

East Forsyth 7

Northwest Guilford 26

Alexander Central 10

Ragsdale 23

T.C. Roberson 15

Providence 18

Northern Guilford 2

Sun Valley 31

Feb. 24

Apex Friendship 73

Holly Springs 52

Lake Norman 8

Marvin Ridge 9

North Mecklenburg 12

Myers Park 5

Southwest Guilford 13

Charlotte Catholic 4

A.C. Reynolds 3

South Caldwell 14

Chambers 6

Hickory Ridge 22

East Forsyth 7

Northwest Guilford 26

Alexander Central 10

Ragsdale 23

T.C. Roberson 15

Providence 18

Northern Guilford 2

Sun Valley 31

Feb. 26

Apex Friendship 59

D.H. Conley 23

North Mecklenburg 12

Myers Park 5

Southwest Guilford 13

Charlotte Catholic 4

A.C. Reynolds 3

South Caldwell 14

Chambers 6

Hickory Ridge 22

East Forsyth 7

Northwest Guilford 26

Alexander Central 10

Ragsdale 23

T.C. Roberson 15

Providence 18

Northern Guilford 2

Sun Valley 31

Feb. 24

Apex Friendship 61

Willow Spring 20

Lake Norman 8

Marvin Ridge 9

North Mecklenburg 12

Myers Park 5

Southwest Guilford 13

Charlotte Catholic 4

A.C. Reynolds 3

South Caldwell 14

Chambers 6

Hickory Ridge 22

East Forsyth 7

Northwest Guilford 26

Alexander Central 10

Ragsdale 23

T.C. Roberson 15

Providence 18

Northern Guilford 2

Sun Valley 31

Feb. 26

Apex Friendship 61

Willow Spring 20

Lake Norman 8

Marvin Ridge 9

North Mecklenburg 12

Myers Park 5

Southwest Guilford 13

Charlotte Catholic 4

A.C. Reynolds 3

South Caldwell 14

Chambers 6

Hickory Ridge 22

East Forsyth 7

Northwest Guilford 26

Alexander Central 10

Ragsdale 23

T.C. Roberson 15

Providence 18

Northern Guilford 2

Sun Valley 31

EAST FIRST ROUND

Apex Friendship 61

Willow Spring 20

Lake Norman 8

Marvin Ridge 9

North Mecklenburg 12

Myers Park 5

Southwest Guilford 13

Charlotte Catholic 4

A.C. Reynolds 3

South Caldwell 14

Chambers 6

Hickory Ridge 22

East Forsyth 7

Northwest Guilford 26

Alexander Central 10

Ragsdale 23

T.C. Roberson 15

Providence 18

Northern Guilford 2

Sun Valley 31

Feb. 24

Apex Friendship 73

Holly Springs 52

Lake Norman 8

Marvin Ridge 9

North Mecklenburg 12

Myers Park 5

Southwest Guilford 13

Charlotte Catholic 4

A.C. Reynolds 3

South Caldwell 14

Chambers 6

Hickory Ridge 22

East Forsyth 7

Northwest Guilford 26

Alexander Central 10

Ragsdale 23

T.C. Roberson 15

Providence 18

Northern Guilford 2

Sun Valley 31

Feb. 26

Apex Friendship 59

D.H. Conley 23

North Mecklenburg 12

Myers Park 5

Southwest Guilford 13

Charlotte Catholic 4

A.C. Reynolds 3

South Caldwell 14

Chambers 6

Hickory Ridge 22

East Forsyth 7

Northwest Guilford 26

Alexander Central 10

Ragsdale 23

T.C. Roberson 15

Providence 18

Northern Guilford 2

Sun Valley 31

Feb. 24

Apex Friendship 61

Willow Spring 20

Lake Norman 8

Marvin Ridge 9

North Mecklenburg 12

Myers Park 5

Southwest Guilford 13

Charlotte Catholic 4

A.C. Reynolds 3

South Caldwell 14

Chambers 6

Hickory Ridge 22

East Forsyth 7

Northwest Guilford 26

Alexander Central 10

Ragsdale 23

T.C. Roberson 15

Providence 18

Northern Guilford 2

Sun Valley 31

Feb. 26

Apex Friendship 59

D.H. Conley 23

North Mecklenburg 12



4A Women's Championship Team Information



APEX FRIENDSHIP PATRIOTS



Location: Apex, NC
Conference: Southwest Wake 4A
Colors: Blue, Red, & White
Principal: Matt Wight
Athletic Director: Matt Clifton
Head Coach: Scott Campbell
Assistant Coach: Jake Williamson, David Hooks
Team Record: 29-2 (12-2)

Date	Opponent	Result
11/23	Heritage	66 - 35 (W)
11/26	1 of 1 Academy (NC)	66 - 63 (W)
11/27	Salisbury	62 - 44 (W)
11/29	Millbrook	60 - 44 (W)
11/30	@ Chapel Hill	67 - 46 (W)
12/3	@ Seaforth	71 - 39 (W)
12/10	@ Green Hope	68 - 25 (W)
12/14	@ Holly Springs	70 - 49 (W)
12/17	Panther Creek	65 - 72 (L)
12/21	Wallace-Rose Hill	76 - 12 (W)
12/27	Farmville Central	74 - 53 (W)
12/28	North Raleigh Christian Acad. (NC)	48 - 35 (W)
1/4	Apex	74 - 34 (W)
1/7	@ Cary	70 - 16 (W)
1/14	@ Middle Creek	72 - 38 (W)
1/18	Green Level	68 - 46 (W)
1/20	Green Hope	84 - 22 (W)
1/25	Holly Springs	84 - 53 (W)
1/28	@ Panther Creek	62 - 59 (W)
1/31	@ Apex	63 - 15 (W)
2/4	@ Cary	73 - 45 (W)
2/7	Middle Creek	69 - 20 (W)
2/11	@ Green Level	40 - 50 (L)
2/15	Apex	72 - 31 (W)
2/16	Holly Springs	70 - 29 (W)
2/18	Panther Creek	64 - 58 (W)
2/22	Willow Spring	61 - 20 (W)
2/24	Holly Springs	73 - 52 (W)
2/26	D.H. Conley	59 - 23 (W)
3/1	Green Level	50 - 33 (W)
3/5	Millbrook	65 - 48 (W)

JULIUS CHAMBERS COUGARS



Location: Charlotte, NC
Conference: Queen City 3A/4A
Colors: Navy & Orange
Principal: Erik Turner
Athletic Director: Montis Lash
Head Coach: Donnell Rhyne
Assistant Coach: Garrie Burks, Keneshia Jackson, Ken Adams, & Pam Farewell
Team Record: 23-6 (11-1)

Date	Opponent	Result
11/22	Shelby	58 - 42 (W)
11/27	Lake Norman	53 - 50 (W)
11/30	Myers Park	45 - 50 (L)
12/6	@ Hickory Ridge	59 - 47 (W)
12/10	Olympic	53 - 29 (W)
12/10	West Mecklenburg	2 - 0 (W)
12/11	Legacy Early College (SC)	41 - 45 (L)
12/14	@ Hough	60 - 20 (W)
12/18	Keenan (SC)	48 - 65 (L)
12/20	Cardinal Newman (SC)	43 - 40 (W)
12/21	Miami (FL)	48 - 57 (L)
1/4	Hopewell	67 - 20 (W)
1/7	@ North Mecklenburg	60 - 55 (W)
1/11	@ West Charlotte	76 - 31 (W)
1/14	Mallard Creek	75 - 32 (W)
1/15	Winston-Salem Chr. National	39 - 46 (L)
1/25	Hough	75 - 24 (W)
2/1	@ Hopewell	59 - 28 (W)
2/4	North Mecklenburg	46 - 54 (L)
2/7	@ Mallard Creek	68 - 35 (W)
2/8	West Charlotte	88 - 24 (W)
2/10	@ West Mecklenburg	2 - 0 (W)
2/17	West Charlotte	74 - 9 (W)
2/18	North Mecklenburg	66 - 63 (W)
2/22	Hopewell	56 - 53 (W)
2/24	Hickory Ridge	62 - 53 (W)
2/26	@ A.C. Reynolds	66 - 36 (W)
3/1	@ Northern Guilford	49 - 34 (W)
3/5	Charlotte Catholic	45 - 36 (W)



2022 4A WOMEN'S CHAMPIONSHIP ROSTERS



APEX FRIENDSHIP PATRIOTS ROSTER



#	Name	Gr.	Ht.	Pos.	#	Name	Gr.	Ht.	Pos.
10	Jasmine Nivar	FR	5' 9"	W	21	Avery Kiger	SO	5' 7"	W
11	Victoria Sagne	JR	5' 11"	G	22	Ryleigh Hamilton	SR	6' 2"	F/C
12	Indya Nivar	SR	5' 9"	G	23	Lia Anderson	JR	6' 1"	F/C
13	Jada Coleman	SR	5' 4"	PG	25	Marlee Beam	JR	6' 1"	F
14	Dori Williams	SO	5' 5"	W	30	Kaitlin Littlejohn	JR	5' 9"	G
20	Ayla Starck	JR	6' 0"	F/G					



JULIUS CHAMBERS COUGARS ROSTER



#	Name	Gr.	Ht.	Pos.	#	Name	Gr.	Ht.	Pos.
0	Jada Creech	JR	5' 11"	F/C	15	Seini Hicks	SO	6' 0"	F/W
1	Emani Johnson	FR	5' 0"	G	22	Taneese Bridges	FR	5' 7"	G
2	Aaliyah El	JR	5' 8"	G	23	Kay Decker	JR	5' 7"	G
5	Nykeria Engle	JR	5' 7"	G	30	Zoe Henderson	JR	5' 11"	G/W
10	Mila Holloway	SO	5' 9"	PG	33	Trinity Moreland	SR	6' 2"	C
11	Jazlyn Harris	SO	5' 7"	G	44	Jada Richardson	SO	6' 0"	P
12	Amiaya Hall	JR	5' 8"	G/F					

WES | FIRST ROUND

NFHS NETWORK



4A Men's Championship Team Information



PANTHER CREEK CATAMOUNTS



Location: Cary, NC

Conference: Southwest Wake 4A

Colors: Columbia Blue, Black, & White

Principal: Dr. Greg Decker

Athletic Director: Ryan Doggett

Head Coach: Shawan Robinson

Assistant Coach: Darryl Robinson, Bob Teseny, Miguel Johnson, & Kevin Shaffer

Team Record: 23-7 (11-3)

Date	Opponent	Result
11/22	Leesville Road	61 - 47 (W)
11/30	South Garner	74 - 50 (W)
12/3	@ Jordan	41 - 63 (L)
12/10	Apex	71 - 55 (W)
12/13	@ Sanderson	75 - 46 (W)
12/14	@ Green Hope	73 - 53 (W)
12/17	Apex Friendship	73 - 72 (W)
12/18	Myers Park	48 - 64 (L)
12/28	Topsail	76 - 27 (W)
12/29	Northern Guilford	64 - 51 (W)
12/30	@ Hoggard	52 - 53 (L)
1/4	@ Middle Creek	68 - 66 (W)
1/5	@ Northwood	56 - 53 (W)
1/7	Green Level	46 - 37 (W)
1/18	Holly Springs	59 - 82 (L)
1/25	@ Apex	66 - 64 (W)
1/27	Green Hope	86 - 56 (W)
1/28	@ Apex Friendship	60 - 66 (L)
1/31	Middle Creek	60 - 53 (W)
2/3	@ Cary	62 - 39 (W)
2/4	@ Green Level	72 - 37 (W)
2/7	Cary	48 - 36 (W)
2/11	@ Holly Springs	49 - 71 (L)
2/15	Green Hope	78 - 60 (W)
2/16	Holly Springs	67 - 77 (L)
2/22	Cardinal Gibbons	66 - 56 (W)
2/24	@ New Hanover	61 - 56 (W)
2/26	@ Apex Friendship	73 - 69 (W)
3/1	@ Millbrook	64 - 61 (W)
3/5	Cleveland (Clayton, NC)	69 - 54 (W)

WEDDINGTON WARRIORS



Location: Matthews, NC

Conference: Southern Carolina 4A

Colors: Green & Blue

Principal: Dr. Jeff Kraftson

Athletic Director: Mike Hart

Head Coach: Gary Ellington

Assistant Coach: Jeremy Ford, Richard Carsner, Shawn Dodd, Zach Davis, Marquis Fishburne

Team Record: 30-0 (10-0)

Date	Opponent	Result
11/30	@ Ardrey Kell	72 - 65 (W)
12/3	@ Cox Mill	68 - 48 (W)
12/4	Myers Park	75 - 51 (W)
12/7	@ Monroe	67 - 36 (W)
12/8	Forest Hills	83 - 38 (W)
12/10	South Mecklenburg	85 - 62 (W)
12/14	Monroe	63 - 28 (W)
12/17	Gaston Christian (NC)	74 - 49 (W)
12/18	Providence Day (NC)	59 - 46 (W)
12/22	Clover (SC)	54 - 47 (W)
12/23	Lancaster (SC)	67 - 53 (W)
1/4	Sun Valley	66 - 40 (W)
1/5	Freedom	74 - 50 (W)
1/7	@ Piedmont	60 - 42 (W)
1/14	Cuthbertson	82 - 53 (W)
1/15	Cannon (NC)	76 - 72 (W)
1/19	Porter Ridge	88 - 57 (W)
1/25	@ Sun Valley	66 - 54 (W)
1/28	Piedmont	86 - 40 (W)
2/1	@ Cuthbertson	72 - 42 (W)
2/4	@ Porter Ridge	58 - 56 (W)
2/9	@ Marvin Ridge	62 - 35 (W)
2/11	Marvin Ridge	74 - 36 (W)
2/16	Marvin Ridge	74 - 31 (W)
2/18	Porter Ridge	84 - 70 (W)
2/22	Olympic	71 - 62 (W)
2/24	Mooreville	70 - 60 (W)
2/26	Cox Mill	61 - 48 (W)
3/1	Chambers	58 - 56 (W)
3/5	North Mecklenburg	72 - 69 (W)



2022 4A MEN'S CHAMPIONSHIP ROSTERS



PANTHER CREEK CATAMOUNTS ROSTER



#	Name	Gr.	Ht.	Pos.	#	Name	Gr.	Ht.	Pos.
0	Jordan Snell	SR	6' 2"	G	12	John Buckner	JR	5' 3"	G
1	Jesse Powell, ii	SR	6' 4"	PF	21	James Daly	SR	6' 10"	C/F
2	Amari Odom	JR	6' 3"	F	24	Shajin Becton	JR	6' 3"	G/F
3	Chris Uwayo	SO	5' 11"	G	25	RaShaun Robinson	JR	6' 3"	W
4	Caleb Surgers	JR	6' 6"	PF	30	Greg Ehlinger	SO	6' 8"	C/F
5	Tyler Thompson	JR	6' 6"	C/F	32	Jermaire Ragin	JR	5' 7"	G
10	Ryan James	SR	6' 3"	SG	54	Donovan Daly	FR	6' 3"	C/F
11	David Tator	JR	6' 2"	G					



WEDDINGTON WARRIORS ROSTER



#	Name	Gr.	Ht.	Pos.	#	Name	Gr.	Ht.	Pos.
1	Jack Ellyson	SO	6' 0"	SG	12	AJ Cook	SR	6' 0"	SG
2	Chase Lowe	SR	6' 5"	PG	13	Noah Mutteb	SO	6' 2"	SG
3	Evan Morton	JR	6' 1"	SG	15	Berni Tah	JR	6' 3"	SF
4	Pete Bombardier	JR	5' 10"	PG	21	Kyle Frazier	SR	6' 3"	SF
5	Grant Hamilton	SO	5' 10"	G	23	Grady Brosterhous	SR	6' 2"	F
10	Nolan Dunphy	JR	5' 10"	SG	25	Jack Werdann	SR	6' 5"	C
11	Bill Abrams	SR	6' 4"	C					



2021 4A Women's Championship Recap



Vance blasts by Garner 74-38

TRINITY, NC – Leah Barringer exploded for 32 points on 10 for 12 shooting and a perfect seven of seven at the line to lead Z.B. Vance to a 74-38 win over Garner and their second straight state championship. Barringer was chosen as the Kay Yow 4A State Championship MVP for her performance.

Trinity Moreland added 15 points and nine rebounds on her way to being named the Most Outstanding Player for Vance. Amhyia Moreland contributed 11 points for Vance and led the game with 13 rebounds. The Cougars also got an outstanding performance from guard Tanajah Hayes who scored just eight points but set up nine assists and picked up four steals.

Garner struggled to get anything going throughout the game, shooting just 23.5% from the floor in the game. The Trojans were led by Jerni Kiaku who scored 14 points and had a pair of assists. She was named the Most Outstanding Player for Garner in the game.

Vance won the school's second straight state championship after the NCHSAA Board of Directors declared each Regional Champion a Co-State Champion a season ago due to the cancellation of the Basketball State Championships due to COVID-19. Despite a month-long pause due to a suspension of athletics by the Charlotte-Mecklenburg School System, the Cougars finished the year with a perfect 12-0 record and an I-Meck 4A Conference title.

Garner finished the season 17-1 on the year. They were 12-0 as the champions of the South Wake Athletic 4A. The Trojans won the Eastern Regional for the third time in school history but the first time since 1979.

The NCHSAA is committed to promoting and honoring outstanding sportsmanship and has partnered with the NC Farm Bureau to award Sportsmanship Awards to one athlete from each of the participating teams to recognize excellence in sportsmanship throughout the year. The Sportsmanship Award winners for the game were Trinity Moreland from Vance and Kaniyah Bell from Garner.



2021 4A Women's Basketball State Championship Box Score Saturday, March 6, 2021 | @ Wheatmore HS - Trinity, NC

	1	2	3	4	-	F
Vance (12-0)	15	8	30	21	-	74
Garner (17-1)	8	5	17	8	-	38

Vance Stats	Pt	FT	Reb	A	TO	Blk	Stl
Leah Barringer	32	7-7	4	3	4	0	1
M'Kaylah Marshall	0	0-0	1	3	0	0	1
Tanajah Hayes	8	0-0	7	9	1	0	4
Trinity Moreland	15	5-8	9	3	1	0	1
Amhyia Moreland	11	1-2	13	3	1	2	0
Imani Washington	0	0-0	2	1	3	0	1
Lakatie Piggee	3	0-0	0	0	0	0	0
Kaitlyn Goodwin	0	0-0	1	0	0	0	0
Camril Perkins	0	0-2	1	0	0	0	0
Jada Richardson	5	1-2	2	1	1	0	0
Kaiyah Brown	0	0-0	1	0	0	0	0
TOTALS	74	14-21	50	23	12	2	8

Garner Stats	Pt	FT	Reb	A	TO	Blk	Stl
Jerni Kiaku	14	6-6	0	2	3	0	0
Nyema Hicks	4	2-3	1	3	2	0	1
Amira Ofunniyin	4	0-0	3	1	2	0	1
Nyah Wilkins	3	0-0	5	0	1	0	1
Swin Bastian	8	2-2	9	0	1	1	2
Sydney Tucker	0	0-0	1	1	0	0	0
Tamia Darden	0	0-0	0	0	2	0	0
Adriana Mosley	0	0-0	0	0	0	0	0
Lindsay Davis	0	0-0	0	0	0	0	0
Kaniyah Bell	3	3-4	0	0	2	0	0
Kaitlyn Lee	2	0-0	0	0	1	0	0
Payton Billings	0	0-0	0	0	0	0	0
TOTALS	38	13-15	23	7	14	1	5



2021 4A Men's Championship Recap



Millbrook knocks off Ardrey Kell 67-65 in OT

TRINITY, NC – The Millbrook Wildcats are used to overtime, at least that is probably what they are telling themselves after winning their last three playoff games in overtime to capture the 4A State Championship. Millbrook held off a hard charge from Ardrey Kell to win the game 67-65 in an extra frame during a game that saw 11 ties and 10 lead changes.

Once again, just as he did in the third-round victory over Apex Friendship, Silas Demary Jr. provided the decisive two points, this time on a layup with seven seconds remaining in overtime. Demary scored a game-high 22 points and grabbed seven rebounds to accentuate his three assists and two steals. He was selected as the Wildcats' Most Outstanding Performer.

Eric Van der Heijden was a force for the Wildcats as well. He dropped 21 points and has three rebounds in the game, adding three assists, a block and a steal. He was selected by media members at the game as the Charlie Adams 4A Most Valuable Player. The only other Wildcat in double figures was Redford Dunton who added 10 points and six board.

Ardrey Kell made Millbrook work throughout the game, spreading their offensive output around. Knoah Carver led the Knights with 21 points and five rebounds. He was selected as the Knights Most Outstanding Player. Other Knights in double figures included Elijah Gray and Peyton Gerald who added 18 and 14 points, respectively.

Millbrook finished the season 19-0. The Wildcats were 12-0 in Cap 7 Conference play, winning the league title. Millbrook returned to the State Championship for the first time since their only other appearance in the state final when they fell to West Charlotte in 2011.

Ardrey Kell's season concluded with a 10-1 mark, they were 6-0 in the So Meck 7 4A, winning the league title. The Knights endured a 24-day pause during the year due to the suspension of athletics in Charlotte Mecklenburg Schools due to COVID-19, and won the Western Regional Title for the second time in the program's history.

The NCHSAA is committed to promoting and honoring outstanding sportsmanship and has partnered with the NC Farm Bureau to award Sportsmanship Awards to one athlete from each of the participating teams to recognize excellence in sportsmanship throughout the year. The Sportsmanship Award winners for the game were Evan Smith from Ardrey Kell and Chris Daniels from Millbrook.



2021 4A Men's Basketball State Championship Box Score Saturday, March 6, 2021 | @ Wheatmore HS - Trinity, NC

	1	2	3	4	OT	-	F
Ardrey Kell (10-1)	15	9	25	10	6	-	65
Millbrook (12-0)	10	21	14	14	8	-	67

Ardrey Kell Stats	Pt	FT	Reb	A	TO	Blk	Stl
Evan Smith	8	0-4	4	7	5	0	1
Knoah Carver	21	0-2	5	0	1	1	0
Brandon Nelson	4	2-2	0	1	1	0	2
Peyton Gearld	14	2-3	3	1	0	0	0
Elijah Gray	18	5-6	11	4	4	3	2
Jacob German	0	0-0	0	0	0	0	0
Delani Hammonds	0	0-0	0	1	1	0	0
Kyle Hanchard	0	0-0	0	0	0	0	0
Toni Akinyelu	0	0-0	0	0	0	1	0
TOTALS	65	9-17	28	14	12	5	5

Millbrook Stats	Pt	FT	Reb	A	TO	Blk	Stl
Silas Demary	22	7-8	7	3	4	0	2
Chris Daniels	6	1-2	4	4	2	0	1
Redford Dunton	10	0-0	6	4	3	0	0
Eric Vanderheijden	21	6-6	3	3	2	1	1
CeeJay Donaldson	0	0-0	2	0	1	0	2
Jaylen Donaldson	0	0-0	2	0	1	0	2
Myles Pettis	2	0-0	1	0	0	0	0
Jarius Copeny	0	0-0	0	0	0	0	0
Charles Oates	0	0-0	0	0	0	0	0
TOTALS	67	16-18	41	15	12	1	6


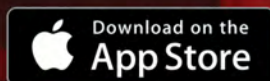
AMERICA'S SOURCE FOR HIGH SCHOOL SPORTS.

MAXPREPS



DOWNLOAD THE FREE MAXPREPS APP

VIEW, ENTER + EDIT YOUR TEAM'S INFO ALL IN ONE PLACE



MaxPreps is a proud partner of the North Carolina High School Athletic Association.



Past Men's Championship Results



SCHOOL	TITLES WON	SCHOOL	TITLES WON	SCHOOL	TITLES WON
Andrews, T.W.	2	Hobbs	2	Southern Wayne	1
Apex	1	Hunter Huss	3	Southwest Guilford	3
Ashe Central	1	Independence	1	Spencer	1
Asheville	2	Jones Senior	1	St. Pauls	2
Ashley	1	Jonesboro	1	Stanley	4
Atkins	1	Jordan	2	Stoneville	1
Ayden	2	Jordan-Matthews	1	Thomasville	5
Ayden-Grifton	3	Kernersville	1	Trenton	1
Bakersville	1	Kinston	11	Trinity	2
Bandys	1	Lake Norman	1	Valley Springs	1
Bartlett Yancey	1	Lejeune	2	Vance (Henderson)	1
Beaufort	4	Lexington	2	Vance (Charlotte)	1
Bertie	1	Lincoln Charter	1	Voyager Academy	1
Bethel	1	Louisburg	1	Wakefield	2
Bishop McGuinness	2	Lumberton	1	Wake Forest-Rolesville	6
Bladenboro	2	Madison-Mayodan	1	Wallace-Rose Hill	2
Boonville	1	Maxton	1	Walnut Cove	1
Bunn	1	Mebane	1	Warren	2
Cary	2	Millbrook	1	Washington	2
Central Cabarrus	1	Mineral Springs	1	Webb	1
Chapel Hill	3	Monroe	2	Weddington	1
Charlotte	4	Morehead/Tri City	7	Welcome	1
Charlotte Catholic	1	Mount Airy	5	Wentworth	1
Cherryville	1	Mount Tabor	1	West Bladen	1
Clarkton	1	New Hanover	14	West Brunswick	1
Clayton	1	Newport	1	West Carteret	1
Colfax	1	North Duplin	1	West Charlotte	5
Concord	1	North Edgecombe	1	West Columbus	1
Conley, D. H.	2	North Mecklenburg	2	West Edgecombe	1
Copeland	1	North Rowan	2	West Montgomery	1
Cox Mill	1	North Surry	4	West Rowan	3
Cramerton	2	North Wilkes	1	Westover	1
Currituck	1	Northern Nash	1	Whiteville	3
Cummings	6	Northside-Jacksonville	1	Wilkinson, John A.	4
Dobson	2	Northwest Forsyth	1	Williams, Walter	1
Dudley	3	Northwest Guilford	1	Wilson Prep	1
Durham	13	Old Richmond	1	Winston-Salem	3
East Bladen	2	Olympic	1	Winston-Salem Prep	6
East Carteret	1	Orange	1	Youngsville	3
East Chapel Hill	1	Page	3		
East Mecklenburg	1	Pantego	3		
East Rutherford	1	Parkland	1		
East Surry	1	Pilot Mountain	3		
Eastern Alamance	1	Pinecrest	1		
Edneyville	1	Pisgah	1		
Elm City	3	Raleigh	5		
Fairmont	1	R-S Central	3		
Farmville Central	7	Red Springs	1		
Fayetteville	2	Reidsville	4		
Fike	1	Reynolds, A. C.	1		
Freedom	4	Reynolds, R. J.	5		
Garinger	1	Roanoke	2		
Garner	1	Robinson, J.M.	1		
Goldsboro	1	Rocky Mount	5		
Graham	2	Salisbury	1		
Green Hope	1	Sanford	1		
Grimsley/Greensboro	4	Sanford, Terry	1		
Hanes	3	Sedge Garden	1		
Hayesville	1	Shelby	2		
Henderson Collegiate	1	South Central	1		
Hendersonville	6	South Edgecombe	1		
High Point	4	South Mecklenburg	4		
Hildebran	1	South View	1		

TOP MULTIPLE MEN'S BASKETBALL STATE TITLES

New Hanover	14
Durham	13
Kinston	11
Morehead/Tri-City	7*
Farmville Central	7
Hendersonville	6
WF-Rolesville	6
Winston-Salem Prep	6
Cummings	5
Mount Airy	5
Raleigh	5
R.J. Reynolds	5
Rocky Mount	5
Thomasville	5
West Charlotte	5

*3 titles won by Tri-City; 4 by Morehead after facility was renamed in 1958

*3 titles won by Greensboro Senior; 1 by Grimsley after facility renamed in 1962



Past Men's Championship Results



OPEN CLASSIFICATION

1915 Winston-Salem
1916 Durham
1917 Winston-Salem
1918 Durham
1919 Winston-Salem

1920 Wilmington New Hanover
1921 Chapel Hill
1922 Greensboro
1923 Asheville
1924 Reidsville

1925 Durham
1926 Durham
1927 Durham
1928 Wilmington New Hanover
1929 Wilmington New Hanover

PLAY WENT TO CLASS A AND B IN 1930

CLASS A

1930 Durham
1931 Charlotte
1932 Charlotte
1933 Charlotte
1934 Charlotte
1935 Raleigh
1936 Raleigh
1937 High Point
1938 Durham

CLASS B

Spencer
Bakersville
Trenton
Jonesboro
Dobson
Dobson
Copeland
Pilot Mountain
Pilot Mountain

PLAY WENT TO CLASS C WAS ADDED IN 1939

CLASS A

1939 Durham
1940 Durham
1941 Durham
1942 Durham
1943 High Point
1944 Durham
1945 Greensboro
1946 Durham

CLASS B

Cary
Walnut Cove
Winston-Salem Hanes
Winston-Salem Hanes
Winston-Salem Hanes
Sedge Garden
Mineral Springs
Sedge Garden

CLASS C

Pilot Mountain
Green Hope
Stanley
Pinnacle
Old Richmond
Cramerton
Cramerton
Kernersville

PLAY WENT TO CLASS AA, A AND B IN 1947

CLASS AA

1947 Wilmington New Hanover
1948 High Point
1949 R.J. Reynolds
1950 High Point

CLASS A

Mount Airy
Hendersonville
Hendersonville
Kinston

CLASS B

Pilot Mountain
Bethel
Trinity
Camp Lejeune

CLASSIFICATION NAME CHANGED TO AAA, AA, AND A IN 1951

CLASS AAA

1951 Wilmington New Hanover
1952 Raleigh
1953 Raleigh
1954 Raleigh
1955 Asheville
1956 Wilmington New Hanover
1957 Wilmington New Hanover
1958 Wilmington New Hanover
1959 Greensboro

CLASS AA

Hanes
Hendersonville
Tri-City
Tri-City
Kinston
Kinston
Tri-City
Morehead
Sanford

CLASS A

Camp Lejeune
Welcome
Newport (forfeit)
Cary
Beaufort
Youngsville
Mebane
Valley Springs
Beaufort

PLAY WENT TO FOUR CLASSIFICATIONS IN 1960



Past Men's Championship Results



4A	3A	2A	1A
1960	Mount Airy	Hobbs	Beaufort
1961	Mount Airy	North Wilkes	Beaufort
1962	Sanford	Northwest Forsyth	Colfax
1963	Mount Airy	North Surry	North Edgecombe
1964	Kinston	Hildebran	East Surry
1965	Kinston	Ashe Central	Boonville
1966	Morehead	North Surry	Ayden
1967	Northwest Guilford	North Surry	Ayden
1968	Jordan	Northern Nash	Youngsville
1969	Orange	Whiteville	Red Springs
1970	Bertie County	West Columbus	Youngsville
1971	Pinecrest	Wake Forest-Rolesville	Louisburg
1972	Hendersonville	Wake Forest-Rolesville	South Edgecombe
1973	Madison-Mayodan	Wake Forest-Rolesville	West Edgecombe
1974	Ayden-Grifton	Elm City	Maxton
1975	West Brunswick	Elm City	John Wilkinson
1976	Graham	Clayton	Wentworth
1977	Wake Forest-Rolesville	Elm City	Pantego
1978	Washington	Wake Forest-Rolesville	John Wilkinson
1979	Washington	Wake Forest-Rolesville	John Wilkinson
1980	R-S Central	Monroe	Pantego
1981	Jordan	Bunn	Pantego
1982	Warren County	Bandys	John Wilkinson
1983	Graham	West Montgomery	Stoneville
1984	East Bladen	Hobbs	Edneyville
1985	West Carteret	Cherryville	Clarkton
1986	R-S Central	North Rowan	Currituck
1987	D. H. Conley	Salisbury	Hendersonville
1988	Bartlett Yancey	Lexington	St. Pauls
1989	North Surry	Farmville Central	North Duplin
1990	D. H. Conley	Farmville Central	Bladenboro
1991	Eastern Alamance	Ayden-Grifton	St. Pauls
1992	Morehead	Ayden-Grifton	Hendersonville
1993	Morehead	Farmville Central	Jones Senior
1994	Reidsville	Farmville Central	Bladenboro
1995	T.W. Andrews	Lexington	Jordan-Matthews
1996	Walter Williams	Southwest Guilford	Roanoke
1997	East Chapel Hill	West Rowan	Roanoke
1998	Goldsboro	Wallace-Rose Hill	Thomasville
1999	Parkland	Whiteville	Cummings
2000	Central Cabarrus	Whiteville	Thomasville
2001	T.W. Andrews	East Bladen	Cummings
2002	West Rowan	Cummings	Mount Airy
2003	West Rowan	Reidsville	Thomasville
2004	Trinity	Cummings	Hayesville
2005	Dudley	Pisgah	Thomasville
2006	Dudley	Cummings	Wallace-Rose Hill
2007	Concord	Cummings	Thomasville
2008	Kinston	West Bladen	Winston-Salem Prep
2009	Northern Guilford (vacated)	Shelby	Bishop McGuinness
2010	Rocky Mount	Kinston	Monroe
2011	Hunter Huss	East Rutherford	North Rowan
2012	Rocky Mount	Kinston	Winston-Salem Prep
2013	J.F. Webb	Kinston	Winston-Salem Prep
2014	Freedom	Kinston	Winston-Salem Prep
2015	Terry Sanford	Kinston	East Carteret
2016	J.M. Robinson	Farmville Central	Voyager Academy
2017	Cox Mill	Northside-Jacksonville	Lincoln Charter
2018	Cox Mill	Forest Hills	Winston-Salem Prep
2019	Southwest Guilford	Farmville Central	Bishop McGuinness
2020*	Freedom	Shelby	Winston-Salem Prep
	Westover	Farmville Central	Henderson Collegiate
2021	Weddington	Farmville Central	Wilson Prep

*Cancelled State Championship Games (COVID-19 Pandemic) Co-Champions declared by NCHSAA Board of Directors



Past Men's Championship Results



OPEN

YEAR	SITE	CHAMPION		RUNNER-UP	
1915	Chapel Hill (Bynum Gym)	Winston-Salem	21	Raleigh	13
1916	Chapel Hill (Bynum Gym)	Durham	21	Winston-Salem	20
1917	Chapel Hill (Bynum Gym)	Winston-Salem	37	Durham	20
1918	Chapel Hill (Bynum Gym)	Durham	15	Winston-Salem	10
1919	Chapel Hill (Bynum Gym)	Winston-Salem	49	New Hanover	30
1920	Chapel Hill (Bynum Gym)	New Hanover	31	Charlotte	27
1921	Chapel Hill (Bynum Gym)	Chapel Hill	33	Charlotte	32
1922	Chapel Hill (Bynum Gym)	Greensboro	28	Durham	20
1923	Chapel Hill (Bynum Gym)	Asheville	24	Smithfield	23
1924	Chapel Hill (Tin Can)	Reidsville	19	New Hanover	18
1925	Chapel Hill (Tin Can)	Durham	17	Guilford	15
1926	Chapel Hill (Tin Can)	Durham	19	Asheville	16
1927	Chapel Hill (Tin Can)	Durham	27	Asheville	21
1928	Chapel Hill (Tin Can)	New Hanover	27	Charlotte	21
1929	Chapel Hill (Tin Can)	New Hanover	21	Winston-Salem	7

PLAY WENT TO CLASS A AND B IN 1930

CLASS A

YEAR	SITE	CHAMPION		RUNNER-UP	
1930	Chapel Hill (Tin Can)	Durham	14	Charlotte	11
1931	Chapel Hill (Tin Can)	Charlotte	19	Raleigh	12
1932	Chapel Hill (Tin Can)	Charlotte	19	Raleigh	15
1933	Chapel Hill (Tin Can)	Charlotte	25	Durham	21
1934	Chapel Hill (Tin Can)	Charlotte	23	Durham	12
1935	Chapel Hill (Tin Can)	Raleigh	25	High Point	16
1936	Chapel Hill (Tin Can)	Raleigh	33	High Point	21
1937	Chapel Hill (Tin Can)	High Point	21	Greenville	15
1938	Chapel Hill (Tin Can)	Durham	32	Salisbury	14
1939	Chapel Hill (Woollen)	Durham	34	Charlotte	22
1940	Chapel Hill (Woollen)	Durham	55	High Point	35
1941	Chapel Hill (Woollen)	Durham	42	High Point	34
1942	Chapel Hill (Woollen)	Durham	33	Greensboro	32
1943	Chapel Hill (Woollen)	High Point	37	Durham	34
1944	Chapel Hill (Woollen)	Durham	30	High Point	27
1945	Chapel Hill (Woollen)	Greensboro	33	Durham	25
1946	Chapel Hill (Woollen)	Durham	27	Greensboro	26

CLASS B

YEAR	SITE	CHAMPION		RUNNER-UP	
1930	Salisbury	Spencer	33	Trenton	22
1931	Salisbury	Bakersville	33	Spencer	32
1932	Chapel Hill (Tin Can)	Trenton	22	Yadkinville	20
1933	Chapel Hill (Tin Can)	Jonesboro	39	Dobson	33
1934	Chapel Hill (Tin Can)	Dobson	42	Jonesboro	21
1935	Chapel Hill (Tin Can)	Dobson	27	Cary	26
1936	Chapel Hill (Tin Can)	Copeland	50	Garner	21
1937	Chapel Hill (Tin Can)	Pilot Mountain	27	West End	22
1938	Chapel Hill (Tin Can)	Pilot Mountain	30	Apex	23
1939	Chapel Hill (Woollen)	Cary	20	Mount Airy	17
1940	Chapel Hill (Woollen)	Walnut Cove	45	Cary	22
1941	Chapel Hill (Woollen)	Hanes	27	Cary	24
1942	Chapel Hill (Woollen)	Hanes	28	Cary	26
1943	Chapel Hill (Woollen)	Hanes	46	Sanford	25
1944	Sanford	Sedge Garden	39	Sanford	33
1945	Winston-Salem	Mineral Springs	41	Sanford	30
1946	Greenville	Sedge Garden	37	Greenville	36



Past Men's Championship Results



CLASS C WAS ADDED IN 1939

CLASS C

YEAR	SITE	CHAMPION		RUNNER-UP	
1939	Chapel Hill (Woollen)	Pilot Mountain	45	Conway	25
1940	Chapel Hill (Woollen)	Green Hope	27	Rock Springs	21
1941	Chapel Hill (Woollen)	Stanley	38	Green Hope	18
1942	Chapel Hill (Woollen)	Pinnacle	41	Lafayette	32
1943	Chapel Hill (Woollen)	Old Richmond		Bridgeton	
1944	St. Pauls	Cramerton	28	St. Pauls	26
1945	Cramerton	Cramerton	43	Red Oak	22
1946	Aberdeen	Kernersville	40	Southern Pines	24

PLAY WENT TO CLASS AA, A AND B IN 1947

CLASS AA

YEAR	SITE	CHAMPION		RUNNER-UP	
1947	Chapel Hill (Woollen)	New Hanover	42	Greensboro	38
1948	Duke University	High Point	44	Wilson	41
1949	Duke University	R. J. Reynolds	38	High Point	23
1950	Duke University	High Point	63	Durham	48

CLASSIFICATION NAME WAS CHANGED TO AAA IN 1951

1951	Duke University	New Hanover	65	Raleigh	50
1952	Duke University	Raleigh	51	Greensboro	49
1953	Winston-Salem	Raleigh	71	New Hanover	52
1954	Winston-Salem	Raleigh	64	New Hanover	63
1955	Wilmington New Hanover	Asheville	61	Gastonia	52
1956	Grimsley	New Hanover	55	Raleigh	50
1957	Grimsley	New Hanover	67	High Point	63
1958	Grimsley	New Hanover	63	Durham	55
1959	Grimsley	Greensboro	52	New Hanover	40

CLASS A

YEAR	SITE	CHAMPION		RUNNER-UP	
1947	Mount Airy	Mount Airy	35	Washington	34
1948	Duke University	Hendersonville	46	Kinston	44
1949	Duke University	Hendersonville	52	Kinston	38
1950	Duke University	Kinston	48	Hanes	46

CLASSIFICATION NAME WAS CHANGED TO AA IN 1951

1951	Duke University	Hanes	35	Kinston	31
1952	Duke University	Hendersonville	50	Washington	40
1953	Winston-Salem	Tri-City	64	Shelby	61
1954	Kinston	Tri-City	69	Kinston	51
1955	Sanford	Kinston	77	Clinton	68
1956	Enka	Kinston	74	Sanford	62
1957	Sanford	Tri-City	63	Clyde Erwin	50
1958	Durham	Morehead	59	Kinston	55
1959	Durham	Sanford	61	Southern	47

CLASS B

YEAR	SITE	CHAMPION		RUNNER-UP	
1947	Pilot Mountain	Pilot Mountain		West End	
1948	Duke University	Bethel	43	Stanly	39
1949	Duke University	Trinity	34	Camp Lejeune	32
1950	Duke University	Camp Lejeune	37	Matthews	25

CLASSIFICATION NAME WAS CHANGED TO A IN 1951

1951	Duke University	Camp Lejeune	62	Hasty	55
1952	Duke University	Welcome	64	Pleasant Garden	60
1953	Winston-Salem	Newport (won by forfeit)			
1954	Aberdeen	Cary	63	King	58
1955	Greensboro	Beaufort	48	Bethel	40
1956	Durham	Youngsville	71	Jonesville	65
1957	Durham	Mebane	66	Jonesville	59
1958	Southern Pines	Valley Springs	62	Zeb Vance	59
1959	Winston-Salem	Beaufort	62	St. Pauls	54

PLAY WENT TO FOUR CLASSIFICATIONS IN 1960



4A Men's Championship Results



YEAR	SITE	CHAMPION		RUNNER UP	
1960	Grimsley	New Hanover	80	Raleigh	46
1961	Grimsley	New Hanover	66	Myers Park	54
1962	Grimsley	New Hanover	42	Rocky Mount	40
1963	Grimsley	Rocky Mount	52	Grimsley	50
1964	Greensboro Coliseum	Grimsley	58	R. J. Reynolds	46
1965	Greensboro Coliseum	Fayetteville	55	Durham	53
1966	Greensboro Coliseum	Fayetteville	70	Myers Park	69
1967	Chapel Hill (Carmichael)	Ashley	51	New Hanover	44
1968	Grimsley	New Hanover	61	West Charlotte	58
1969	Grimsley	Atkins	71	Asheville	70
1970	Grimsley	South Mecklenburg	59	Hoggard	58
1971	Grimsley	South Mecklenburg	86	Atkins	74
1972	Grimsley	South Mecklenburg	59	Walter Williams	57
1973	Grimsley	Reidsville	71	R. J. Reynolds	55
1974	Greensboro Coliseum	Henderson Vance	68	Seventy First	55
1975	Greensboro Coliseum	R. J. Reynolds	76	Enloe	61
1976	Greensboro Coliseum	South Mecklenburg	74	McDowell	61
1977	Greensboro Coliseum	Hunter Huss	60	Ashbrook	59
1978	Greensboro Coliseum	Rocky Mount	91	Grimsley	83
1979	Greensboro Coliseum	Page	72	Grimsley	57
1980	North Carolina A&T	Southern Wayne	61	Grimsley	58
1981	Greensboro Coliseum	Chapel Hill	57	Rocky Mount	54
1982	Greensboro Coliseum	Rocky Mount	61	Chapel Hill	58
1983	Greensboro Coliseum	Page	73	Goldsboro	55
1984	Greensboro Coliseum	Fike	64	Person	52
1985	Greensboro Coliseum	Hunter Huss	40	E. E. Smith	37
1986	Chapel Hill (Smith Center)	West Charlotte	67	Broughton	66 (OT)
1987	Chapel Hill (Smith Center)	Chapel Hill	82	North Mecklenburg	79
1988	Chapel Hill (Smith Center)	A. C. Reynolds	58	Richmond Senior	52
1989	Chapel Hill (Smith Center)	Garinger	71	Fike	63
1990	Chapel Hill (Smith Center)	Page	46	Fike	43
1991	Chapel Hill (Smith Center)	West Charlotte	61	East Wake	44
1992	Chapel Hill (Smith Center)	West Charlotte	65	Kinston	63
1993	Chapel Hill (Smith Center)	South View	53	South Mecklenburg	52
1994	Chapel Hill (Smith Center)	Freedom	87	Cary (vacated)	75
1995	Chapel Hill (Smith Center)	Cary	55	Ben L. Smith	54
1996	Chapel Hill (Smith Center)	Dudley	76	Richmond Senior	68 (OT)
1997	Chapel Hill (Smith Center)	Independence	82	Richmond Senior	80
1998	Chapel Hill (Smith Center)	Freedom	74	Pine Forest	59
1999	Chapel Hill (Smith Center)	West Charlotte	84	Laney	67
2000	Chapel Hill (Smith Center)	R.J. Reynolds	78	Seventy-First	74
2001	Chapel Hill (Smith Center)	R.J. Reynolds	94	Leesville Road	73
2002	Chapel Hill (Smith Center)	R.J. Reynolds	63	Seventy-First	58
2003	Chapel Hill (Smith Center)	Charlotte Vance	68	Lee Senior	61
2004	Raleigh (Reynolds Coliseum)	Wakefield	48	R.J. Reynolds	46
2005	Chapel Hill (Smith Center)	North Mecklenburg	68	Westover	65 (OT)
2006	Raleigh (Reynolds Coliseum)	Wakefield	45	North Mecklenburg	43
2007	Chapel Hill (Smith Center)	New Hanover	39	Charlotte Vance	35
2008	Raleigh (Reynolds Coliseum)	East Mecklenburg	72	Apex	63
2009	Chapel Hill (Smith Center)	Mount Tabor	60	Terry Sanford	55
2010	Raleigh (Reynolds Coliseum)	Lake Norman	63	Terry Sanford	49
2011	Chapel Hill (Smith Center)	West Charlotte	78	Millbrook	69
2012	Raleigh (Reynolds Coliseum)	New Hanover	67	West Charlotte	56
2013	Chapel Hill (Smith Center)	Olympic	56	Broughton	53
2014	Raleigh (Reynolds Coliseum)	Apex	62	Lake Norman	59
2015	Chapel Hill (Smith Center)	Garner	70	Ardrey Kell	64
2016	Chapel Hill (Smith Center)	Charlotte Catholic	49	Cary	46
2017	Raleigh (Reynolds Coliseum)	Southwest Guilford	73	Leesville Road	49
2018	Chapel Hill (Smith Center)	Independence	71	Heritage	60
2019	Raleigh (Reynolds Coliseum)	South Central	72	West Charlotte	46
2020	Cancelled (COVID-19)	North Mecklenburg & Lumberton (Co-Champions)			
2021	Wheatmore HS	Millbrook	67	Ardrey Kell	65 (OT)



3A Men's Championship Results



YEAR	SITE	CHAMPION		RUNNER UP	
1960	Durham	Mount Airy	64	Kinston	41
1961	Enka	Mount Airy	57	Kinston	54
1962	Kinston	Sanford	61	Mount Airy	57
1963	Durham High	Mount Airy	70	East Forsyth	68
1964	Durham High	Kinston	61	North Forsyth	56
1965	Durham High	Kinston	83	New Bern	66
1966	Durham High	Morehead	82	Hoke	79
1967	Durham High	Northwest Guilford	75	Jordan	65
1968	Durham High	Jordan	91	Scotland	41
1969	Durham High	Orange	75	Madison-Mayodan	74
1970	Durham High	Bertie	53	Pinecrest	52
1971	Durham High	Pinecrest	83	North Lenoir	53
1972	Durham High	Hendersonville	74	Pinecrest	63
1973	Durham High	Madison-Mayodan	48	Hendersonville	44
1974	Durham High	Ayden-Grifton	61	West Brunswick	57
1975	Durham High	West Brunswick	53	Washington	51
1976	Durham High	Graham	65	Washington	63 (OT)
1977	Durham High	Wake Forest-Rolesville	48	North Pitt	42
1978	Durham High	Washington	75	Cummings	54
1979	Chapel Hill (Carmichael)	Washington	82	Rockingham	67
1980	Durham High	R-S Central	71	West Craven	63
1981	Greensboro Coliseum	Jordan	73	R-S Central	66
1982	Greensboro Coliseum	Warren County	62	Charles D. Owen	59
1983	Greensboro Coliseum	Graham	67	A. L. Brown	61
1984	Greensboro Coliseum	East Bladen	63	West Caldwell	54
1985	Greensboro Coliseum	West Carteret	66	Statesville	59
1986	Chapel Hill (Smith Center)	R-S Central	70	West Craven	68
1987	Chapel Hill (Smith Center)	D. H. Conley	64	North Gaston	55
1988	Chapel Hill (Smith Center)	Bartlett Yancey	84	North Surry	68
1989	Chapel Hill (Smith Center)	North Surry	81	Southern Alamance	66
1990	Chapel Hill (Smith Center)	D. H. Conley	75	Kings Mountain	54
1991	Chapel Hill (Smith Center)	Eastern Alamance	69	T. C. Roberson	66
1992	Chapel Hill (Smith Center)	Morehead	72	West Henderson	66
1993	Chapel Hill (Smith Center)	Morehead	89	Lincolnton	65
1994	Chapel Hill (Smith Center)	Reidsville	80	Parkland	79
1995	Chapel Hill (Smith Center)	T.W.Andrews	71	Wake Forest-Rolesville	51
1996	Chapel Hill (Smith Center)	Walter Williams	78	Hickory	58
1997	Chapel Hill (Smith Center)	East Chapel Hill	60	Hickory	59
1998	Chapel Hill (Smith Center)	Goldsboro	77	T.C. Roberson	72
1999	Chapel Hill (Smith Center)	Parkland	101	West Rowan	83
2000	Chapel Hill (Smith Center)	Central Cabarrus	56	Dudley	52 (OT)
2001	Chapel Hill (Smith Center)	T.W. Andrews	63	Kinston	60
2002	Chapel Hill (Smith Center)	West Rowan	80	Parkland	68
2003	Raleigh (Reynolds Coliseum)	West Rowan	72	Goldsboro	57
2004	Chapel Hill (Smith Center)	Trinity	73	Dudley	64
2005	Raleigh (Reynolds Coliseum)	Dudley	58	Crest	57
2006	Chapel Hill (Smith Center)	Dudley	79	Concord	75
2007	Raleigh (Reynolds Coliseum)	Concord	85	Kinston	79
2008	Chapel Hill (Smith Center)	Kinston	60	Trinity	58
2009	Raleigh (Reynolds Coliseum)	Northern Guilford (vacated)	66	Forestview	54
2010	Chapel Hill (Smith Center)	Rocky Mount	84	Concord	79
2011	Raleigh (Reynolds Coliseum)	Hunter Huss	63	South Central	62
2012	Chapel Hill (Smith Center)	Rocky Mount	78	Hickory	64
2013	Raleigh (Reynolds Coliseum)	J.F. Webb	73	Statesville	70 (OT)
2014	Chapel Hill (Smith Center)	Freedom	59	Hunt	57
2015	Chapel Hill (Carmichael Arena)	Terry Sanford	67	Ashbrook	60
2016	Chapel Hill (Carmichael Arena)	J.M. Robinson	59	Terry Sanford	55
2017	Chapel Hill (Smith Center)	Cox Mill	70	Eastern Guilford	66
2018	Raleigh (Reynolds Coliseum)	Cox Mill	65	Northside-Jacksonville	63
2019	Chapel Hill (Smith Center)	Southwest Guilford	67	Walter M. Williams	60
2020	Cancelled (COVID-19)	Freedom & Westover (Co-Champions)			
2021	Providence Grove HS	Weddington	56	Northwood	47



2A Men's Championship Results



YEAR	SITE	CHAMPION	RUNNER UP
1960	Winston-Salem	Hobbs	North Wilkes
1961	Winston-Salem	North Wilkes	Southern Alamance
1962	Winston-Salem	Northwest Forsyth	East Montgomery
1963	Winston-Salem (Reynolds)	North Surry	Stedman
1964	Winston-Salem (Reynolds)	Hildebran	Forest Hills
1965	Winston-Salem (Reynolds)	Ashe Central	Anson
1966	Winston-Salem (Reynolds)	North Surry	Northwest Guilford
1967	Winston-Salem (Reynolds)	North Surry	Erwin
1968	Winston-Salem (Reynolds)	Northern Nash	Fairmont
1969	Winston-Salem (Reynolds)	Whiteville	Hendersonville
1970	Winston-Salem (Reynolds)	West Columbus	Northern Nash
1971	Winston-Salem (Reynolds)	Wake Forest-Rolesville	Whiteville
1972	Winston-Salem (Reynolds)	Wake Forest-Rolesville	Bessemer City
1973	Winston-Salem (Reynolds)	Wake Forest-Rolesville	Tabor City
1974	Winston-Salem (Reynolds)	Elm City	Fairmont
1975	Winston-Salem (Reynolds)	Elm City	Hallsboro
1976	Winston-Salem (Reynolds)	Clayton	Elm City
1977	Winston-Salem (Reynolds)	Elm City	Northampton
1978	Winston-Salem (Reynolds)	Wake Forest-Rolesville	Ledford
1979	Winston-Salem (Reynolds)	Wake Forest-Rolesville	Bandys
1980	Winston-Salem (Reynolds)	Monroe	Louisburg
1981	Greensboro Coliseum	Bunn	Bandys
1982	Greensboro Coliseum	Bandys	Union
1983	Greensboro Coliseum	West Montgomery	Fairmont
1984	Greensboro Coliseum	Hobbs	West Davidson
1985	Greensboro Coliseum	Cherryville	Whiteville
1986	Chapel Hill (Smith Center)	North Rowan	Ayden-Grifton
1987	Chapel Hill (Smith Center)	Salisbury	Farmville Central
1988	Chapel Hill (Smith Center)	Lexington	Pender County
1989	Chapel Hill (Smith Center)	Farmville Central	Bunker Hill
1990	Chapel Hill (Smith Center)	Farmville Central	Monroe
1991	Chapel Hill (Smith Center)	Ayden-Grifton	Bessemer City
1992	Chapel Hill (Smith Center)	Ayden-Grifton	Ledford
1993	Chapel Hill (Smith Center)	Farmville Central	Monroe
1994	Chapel Hill (Smith Center)	Fairmont	West Caldwell
1995	Chapel Hill (Smith Center)	Lexington	Whiteville
1996	Chapel Hill (Smith Center)	Southwest Guilford	Thomasville
1997	Chapel Hill (Smith Center)	West Rowan	Wallace-Rose Hill
1998	Chapel Hill (Smith Center)	Wallace-Rose Hill	North Stanly
1999	Chapel Hill (Smith Center)	Whiteville	West Caldwell
2000	Chapel Hill (Smith Center)	Whiteville	Northwood
2001	Chapel Hill (Smith Center)	East Bladen	Lexington
2002	Chapel Hill (Smith Center)	Cummings	North Pitt
2003	Chapel Hill (Smith Center)	Reidsville	West Columbus
2004	Raleigh (Reynolds Coliseum)	Cummings	East Bladen
2005	Chapel Hill (Smith Center)	Pisgah	Warren County
2006	Raleigh (Reynolds Coliseum)	Cummings	Shelby
2007	Chapel Hill (Smith Center)	Cummings	Starmount
2008	Raleigh (Reynolds Coliseum)	West Bladen	Pisgah
2009	Chapel Hill (Smith Center)	Shelby	Northwood
2010	Raleigh (Reynolds Coliseum)	Kinston	West Caldwell
2011	Chapel Hill (Smith Center)	East Rutherford	Northwood
2012	Raleigh (Reynolds Coliseum)	Kinston	Cuthbertson
2013	Chapel Hill (Smith Center)	Kinston	Cuthbertson
2014	Raleigh (Reynolds Coliseum)	Kinston	North Rowan
2015	Chapel Hill (Smith Center)	Kinston	East Lincoln
2016	Chapel Hill (Smith Center)	Farmville Central	East Lincoln
2017	Raleigh (Reynolds Coliseum)	Northside-Jacksonville	North Surry
2018	Chapel Hill (Smith Center)	Forest Hills	Greene Central
2019	Raleigh (Reynolds Coliseum)	Farmville Central	Forest Hills
2020	Cancelled (COVID-19)	Shelby & Farmville Central (Co-Champions)	
2021	Wheatmore HS	Farmville Central	Hendersonville

(OT)



1A Men's Championship Results



YEAR	SITE	CHAMPION		RUNNER UP	
1960	High Point	Beaufort	63	Red Oak	42
1961	Durham	Beaufort	65	Boonville	59
1962	Durham	Colfax	53	Warrenton	47
1963	Durham	North Edgecombe	51	East Duplin	44
1964	Durham	East Surry	81	Pinehurst	72
1965	Durham	Boonville	67	Red Oak	57
1966	Durham	Ayden	66	Red Oak	38
1967	Durham	Ayden	53	Pinehurst	47
1968	Durham	Youngsville	88	Boone Trail	49
1969	Raleigh Broughton	Red Springs	64	Stoneville	61
1970	Raleigh Broughton	Youngsville	82	St. Pauls	63
1971	Raleigh Broughton	Louisburg	81	Union	63
1972	Raleigh Broughton	South Edgecombe	54	Waccamaw	51
1973	Raleigh Broughton	West Edgecombe	50	Orrum	46
1974	Garner High	Maxton	74	Rosewood	70
1975	Garner High	John A. Wilkinson	75	Wentworth	74
1976	Garner High	Wentworth	84	Clarkton	79
1977	Garner High	Pantego	75	Clarkton	65
1978	Garner High	John A. Wilkinson	77	Clarkton	74
1979	Garner High	John A. Wilkinson	84	Clarkton	76
1980	Garner High	Pantego	76	South Park	56
1981	Greensboro Coliseum	Pantego	72	Tryon	54
1982	Greensboro Coliseum	John A. Wilkinson	52	Tryon	40
1983	Greensboro Coliseum	Stoneville	68	Cullowhee	61
1984	Greensboro Coliseum	Edneyville	75	Cape Hatteras	50
1985	Greensboro Coliseum	Clarkton	57	Edneyville	47
1986	Chapel Hill (Smith Center)	Currituck	70	Orrum	53
1987	Chapel Hill (Smith Center)	Hendersonville	80	North Duplin	73
1988	Chapel Hill (Smith Center)	St. Pauls	80	Rosman	62
1989	Chapel Hill (Smith Center)	North Duplin	68	East Montgomery	61
1990	Chapel Hill (Smith Center)	Bladenboro	70	Hendersonville	64
1991	Chapel Hill (Smith Center)	St. Pauls	81	Cherokee	69
1992	Chapel Hill (Smith Center)	Hendersonville	55	Bladenboro	44
1993	Chapel Hill (Smith Center)	Jones Senior	83	Polk County	77
1994	Chapel Hill (Smith Center)	Bladenboro	59	Williamston	51
1995	Chapel Hill (Smith Center)	Jordan-Matthews	59	Williamston	50
1996	Chapel Hill (Smith Center)	Roanoke	83	Jordan-Matthews	70
1997	Chapel Hill (Smith Center)	Roanoke	85	Hayesville	58
1998	Chapel Hill (Smith Center)	Thomasville	72	Bunn	69
1999	Chapel Hill (Smith Center)	Cummings	70	Bunn	67
2000	Chapel Hill (Smith Center)	Thomasville	66	Midway	61
2001	Chapel Hill (Smith Center)	Cummings	82	Northside	73
2002	Chapel Hill (Smith Center)	Mount Airy	63	Plymouth	58
2003	Raleigh (Reynolds Coliseum)	Thomasville	75	Perquimans	62
2004	Chapel Hill (Smith Center)	Hayesville	70	Weldon	56
2005	Raleigh (Reynolds Coliseum)	Thomasville	85	North Johnston	58
2006	Chapel Hill (Smith Center)	Wallace-Rose Hill	78	North Stokes	58
2007	Raleigh (Reynolds Coliseum)	Thomasville	86	North Edgecombe	76
2008	Chapel Hill (Smith Center)	Winston-Salem Prep	73	Pamlico	42
2009	Raleigh (Reynolds Coliseum)	Bishop McGuinness	72	Weldon	56
2010	Chapel Hill (Smith Center)	Monroe	62	Goldsboro	46
2011	Raleigh (Reynolds Coliseum)	North Rowan	64	Pender	57
2012	Chapel Hill (Smith Center)	Winston-Salem Prep	61	Plymouth	49
2013	Raleigh (Reynolds Coliseum)	Winston-Salem Prep	53	Rocky Mount Prep	41
2014	Chapel Hill (Smith Center)	Winston-Salem Prep	72	East Carteret	71
2015	Chapel Hill (Carmichael Arena)	East Carteret	67	Winston-Salem Prep	64
2016	Chapel Hill (Carmichael Arena)	Voyager Academy	69	Winston-Salem Prep	56
2017	Chapel Hill (Smith Center)	Lincoln Charter	97	Kestrel Heights	75
2018	Raleigh (Reynolds Coliseum)	Winston-Salem Prep	70	Pamlico	46
2019	Chapel Hill (Smith Center)	Bishop McGuinness	55	Henderson Collegiate	54
2020	Cancelled (COVID-19)	Winston-Salem Prep & Henderson Collegiate (Co-Champions)			
2021	Providence Grove HS	Wilson Prep	65	Lincoln Charter	58



Auto • Home • Life • Health • Banking

#1 **AUTO INSURER**
IN THE
NATION
Again!



Per CRASH Network's 2020
& 2021 Insurer Report Card's
Polling of Collision Repair Shops

ncfbins.com

*North Carolina Farm Bureau® Mutual Insurance Company *Farm Bureau® Insurance of North Carolina, Inc. *Southern Farm Bureau® Life Insurance Company, Jackson, MS *An independent licensee of the Blue Cross and Blue Shield Association



4A Men's Championship Coach & Conference



YEAR	SCHOOL	RECORD	HEAD COACH	CONFERENCE	MVP
1960	Wilmington New Hanover	22-2	Leon Brogden	Eastern	Terry Ronner, New Hanover
1961	Wilmington New Hanover	18-2	Leon Brogden	Eastern	
1962	Wilmington New Hanover	20-4	Leon Brogden	Eastern	
1963	Rocky Mount	18-7	Bill Lundy	Eastern	Tom Parrish, Rocky Mount
1964	Grimsley		Bob Jamieson		
1965	Fayetteville		Len Maness		
1966	Fayetteville		Len Maness		
1967	Ashley	24-2	Larry Rhodes	Southwestern	Bobby Parks, Ashley
1968	Wilmington New Hanover		Toddy Fennell		
1969	Atkins	24-0	Robert Moore	Central Division 5	
1970	South Mecklenburg	26-2	Dave Price	Central Division 6	Bobby Jones, South Meck
1971	South Mecklenburg	26-1	Dave Price	SW Division 6	Walter Davis, South Meck
1972	South Mecklenburg	26-0	Dave Price	SW Division 7	Walter Davis, South Meck
1973	Reidsville	25-0	Hoy Isaacs	Central Division 5	
1974	Henderson Vance	26-0	Joe Stepusin	Division 6	
1975	R.J. Reynolds	18-6	Rich Habegger	Division 5	James Cunningham, R.J. Reynolds
1976	South Mecklenburg	23-6	Dave Price	Division 9	Jerome Mobley, South Meck
1977	Hunter Huss	24-6	Green Burge	Division 10	Scott Harper, Hunter Huss
1978	Rocky Mount		Reggie Henderson	Division 1	Buck Williams, Rocky Mount
1979	Page	24-5	Mac Morris	Division 8	David Dupont, Page
1980	Southern Wayne	27-2	Marshall Hamilton	Division 2	
1981	Chapel Hill	27-2	Ken Miller	Division 6	John Davis, Chapel Hill
1982	Rocky Mount	28-2	Reggie Henderson	Big East	George McClain, Rocky Mount
1983	Page	26-0	Mac Morris	Central Piedmont	Haywood Jeffries, Page
1984	Fike	24-5	Harvey Reid	Big East	John McNeil, Fike
1985	Hunter Huss	20-9	G.C. Harrill	Western	Dirk Floyd, Hunter Huss
1986	West Charlotte	29-0	Charles McCullough	Tri-County	Gary Mattison, Broughton
1987	Chapel Hill	29-1	Ken Miller	Pac Six	Henrik Rodl, Chapel Hill
1988	A.C. Reynolds	27-2	Jim Szikszai	Mountain Athletic	Scott Hill, A.C. Reynolds
1989	Garinger	26-4	Bruce Kreutzer	Southwestern	Maurio Hanson, Garinger
1990	Page	31-0	Mac Morris	Metro	Marc Lewis, Page
1991	West Charlotte	24-3	Charles McCullough	Tri-County	Jeff McInnis, West Charlotte
1992	West Charlotte	25-5	Charles McCullough	Tri-County	Antonio Bell, West Charlotte
1993	South View	31-1	Ron Miller	Mid-South	Daymond Forney, South Meck.
1994	Freedom	28-2	Terry Rogers	Northwestern	Danny Johnson, Freedom
1995	Cary	27-3	Bill Boyette	Tri-Six	Scotty Hall, Cary
1996	Dudley	29-2	David Price	Metro	Braxton Williams, Dudley
1997	Independence	28-3	Tony Huggins	Southwestern	Jobey Thomas, Independence
1998	Freedom	30-1	Terry Rogers	Northwestern	Casey Rogers, Freedom
1999	West Charlotte	30-2	Gosnell White	Southwestern	Jason Parker, West Charlotte
2000	R.J. Reynolds	27-2	Howard West	Central Piedmont	Michael Joiner, Seventy-First
2001	R.J. Reynolds	28-3	Howard West	Central Piedmont	Derrele Mitchell, R.J. Reynolds
2002	R.J. Reynolds	26-6	Howard West	Central Piedmont	Reyshawn Terry, R.J. Reynolds
2003	Vance	27-4	Kurt Wessler	ME-CA Eight	Loren Wray, Vance
2004	Wakefield	26-3	Tom Kinkelaar	Cap Six	Sam Carlisle, Wakefield
2005	North Mecklenburg	31-1	Duane Lewis	ME-CA Eight	Jamie Skeen, North Mecklenburg
2006	Wakefield	27-4	Rob Partin	Cap Seven	Darius Johnson-Odom, Wakefield
2007	New Hanover	29-4	Linc Lyles	Mideastern	Ty Walker, New Hanover
2008	East Mecklenburg	25-8	Jason Grube	Southwestern	Titus Robinson, East Mecklenburg
2009	Mount Tabor	31-1	Andy Muse	Central Piedmont	C.J. Harris, Mount Tabor
2010	Lake Norman	26-3	Brandon Jolly	I-Meck	Paul Larsen, Lake Norman
2011	West Charlotte	28-2	Baronton Terry	I-Meck	Kennedy Meeks, West Charlotte
2012	New Hanover	30-1	Kirk Angel	Mideastern	Kadeem Allen, New Hanover
2013	Olympic	30-0	Ty Baumgardner	MEGA 7	Deriece Parks, Olympic
2014	Apex	23-7	David Neal	Southwest Wake	Ian Boyd, Apex
2015	Garner	28-1	Eddie Gray	Greater Neuse River	Julius Barnes, Garner
2016	Charlotte Catholic	32-1	Mike King	So. Meck 8	Josh Brodowicz, Charlotte Catholic
2017	Southwest Guilford	28-3	Guy Shavers	Piedmont Triad	Kam Langley, SW Guilford
2018	Independence	31-1	Preston Davis	Southwestern	Jamarius Burton, Independence
2019	South Central	30-1	Chris Cherry	Eastern Carolina	Day'Ron Sharpe, South Central
2020*	North Mecklenburg	30-1	Duane Lewis	I-Meck	No Game
	Lumberton	26-5	Bryant Edwards	Sandhills	No Game
2021	Millbrook	19-0	Christopher Davis	Cap Six	Eric Van der Heijden, Millbrook

*Cancelled State Championship Games (COVID-19 Pandemic) Co-Champions declared by NCHSAA Board of Directors



3A Men's Championship Coach & Conference



YEAR	SCHOOL	RECORD	HEAD COACH	CONFERENCE	MVP
1960	Mount Airy	25-0	Sam Moir	District 5	Mike Cooke, Mount Airy
1961	Mount Airy	25-0	Charles Moir	District 5	Tom White, Mount Airy
1962	Sanford	25-0	Don Packard		
1963	Mount Airy	23-3	Charles Moir	District 5	Jerry Freeman, Mount Airy
1964	Kinston		Paul Jones		
1965	Kinston		Paul Jones		
1966	Morehead		Hugh Citty		
1967	Northwest Guilford	27-1	Roger Nelson		
1968	Jordan	26-0	Doug Kistler		
1969	Orange		Ken Mauer	District 3	
1970	Bertie County		Jerry Smith	Northeastern	
1971	Pinecrest		Roger Paschal	Southern	
1972	Hendersonville		Jim Pardue	Ivy	
1973	Madison-Mayodan		Leroy Myers	Northwest	Jerry Moore, Madison-Mayodan
1974	Ayden-Grifton		Bob Murphrey	Eastern Carolina	
1975	West Brunswick			Three Rivers	
1976	Graham	26-0	Mac Bowman	Mid State East	Chip Pinnix, Graham
1977	Wake Forest-Rolesville	23-3	Larry Lindsey	Triangle	
1978	Washington	27-1	Dave Smith	Northeastern	Dominique Wilkins, Washington
1979	Washington	29-0	Dave Smith	Northeastern	Dominique Wilkins, Washington
1980	R-S Central	32-0	Stacy Lail	Southwestern	Vincent Hamilton, R-S Central
1981	Jordan	24-5	John Avery	Triangle	David Shaffer, Jordan
1982	Warren County	25-7	James Howell	Roanoke River	David Henderson, Warren County
1983	Graham	21-9	Tommy Cole	Mid State	Kareem Neal, Graham
1984	East Bladen	22-6	Sam Boger	Three Rivers	Leon Cromartie, E Bladen
1985	West Carteret	25-5	Billy Widgeon	Coastal	Sammy Gibson, West Carteret
1986	R-S Central	29-1	Stacy Lail	Southwestern	Blease Young, R-S Central
1987	D.H. Conley	22-8	Walter Claybrook	Coastal	Troy Ebron, D.H. Conley
1988	Bartlett Yancey	31-1	Lindsey Page	Mid State	Louis Williamson, BY
1989	North Surry	26-6	Ron King	Foothills	Jimmy George, N Surry
1990	D.H. Conley	26-1	Cobby Deans	Coastal	Bershaun Thompson, Conley
1991	Eastern Alamance	24-6	Tal Jobe	Mid State	Tyrone Satterfield, E Alamance
1992	Morehead	29-3	John Harder	Triad	Richard Loftis, W Henderson
1993	Morehead	30-1	John Harder	Triad	Charles Briggs, Lincolnton
1994	Reidsville	30-0	Ron Parsons	Triad	Clint Harrison, Reidsville
1995	T. W. Andrews	23-6	Robert Clemons Jr.	North Piedmont	David Wall, T.W.Andrews
1996	Walter Williams	27-2	Tommy Cole	Mid-Piedmont	Alex Spaulding, Williams
1997	East Chapel Hill	24-5	Ray Hartsfield	Crescent	Brian FitzGerald, East Chapel Hill
1998	Goldsboro	24-8	Charles Stevens	Coastal	Shawn Alexander,T.C.Roberson
1999	Parkland	29-1	Mike Pennington	Piedmont Triad	Danny Gathings, Parkland
2000	Central Cabarrus	24-6	Scott Brewer	South Piedmont	Mickey Mickens, Central Cabarrus
2001	T.W. Andrews	26-6	Frank Hairston	Tri-County	Will Price, T.W. Andrews
2002	West Rowan	30-0	Mike Gurley	North Piedmont	Donte Minter, West Rowan
2003	West Rowan	31-0	Mike Gurley	North Piedmont	Junior Hairston, West Rowan
2004	Trinity	29-1	Tim Kelly	Tri-County	John McEachin, Trinity
2005	Dudley	29-3	David Price	Piedmont Triad	Kevin Swinton, Dudley
2006	Dudley	27-4	David Price	Triad	William Graves, Dudley
2007	Concord	27-4	Andy Poplin	South Piedmont	Dee Bost, Concord
2008	Kinston	28-4	Wells Gullledge	Eastern Carolina	Donovan Ingram, Kinston
2009	Northern Guilford (vacated)	30-3	Stan Kowalewski	Triad	Chris McCain, Northern Guilford
2010	Rocky Mount	24-3	Michael Gainey	Big East	Tashawn Mabry, Rocky Mount
2011	Hunter Huss	29-2	Ron Bray	Big South	Kerrion Moore, Hunter Huss
2012	Rocky Mount	27-3	Michael Gainey	Big East	Dante Battle, Rocky Mount
2013	J.F. Webb	27-5	Leo Brunelli	Carolina Six	Isaiah Hicks, Webb
2014	Freedom	31-1	Casey Rogers	Northwestern	Chris Bridges, Freedom
2015	Terry Sanford	27-3	Bill Boyette	Cape Fear Valley	Mark Gilbert, Terry Sanford
2016	Jay M. Robinson	29-3	Lavar Batts, Sr.	South Piedmont	Daniel Spencer, J.M. Robinson
2017	Cox Mill	27-6	Jody Barbee	South Piedmont	Wendell Moore Jr., Cox Mill
2018	Cox Mill	29-3	Jody Barbee	South Piedmont	Wendell Moore Jr., Cox Mill
2019	Southwest Guilford	32-0	Guy Shavers	Piedmont Triad	Keyshaun Langley, SW Guilford
2020	Freedom	29-1	Clint Zimmerman	Northwestern 3A/4A	No Game
	Westover	30-0	George Stackhouse	Patriot 3A/4A	No Game
2021	Weddington	18-0	Gary Ellington	Southern Carolina	Chase Lowe, Weddington

*Cancelled State Championship Games (COVID-19 Pandemic) Co-Champions declared by NCHSAA Board of Directors



2A Men's Championship Coach & Conference

YEAR	SCHOOL	RECORD	HEAD COACH	CONFERENCE	MVP
1960	Hobbs	20-8	Archie Brigman		Glenn Lindsay, Hobbs
1961	North Wilkes	27-2	Joe Linney		Kelly Taylor, North Wilkes
1962	Northwest Forsyth	24-4	Carl Wyatt	District 7	
1963	North Surry	21-7	Bill Atkins	District 5	
1964	Hildebran		Melvin Ruggles		
1965	Ashe Central	25-1	Wade Rose	District 7	
1966	North Surry		Bill Atkins		
1967	North Surry		Bill Atkins		
1968	Northern Nash		Bill Ennis		
1969	Whiteville	27-1	Harvey Russ	Waccamaw	Reggie Royals, Whiteville?
1970	West Columbus	25-3	Hubert McClenney	Waccamaw	
1971	Wake Forest-Rolesville		Larry Lindsey	Capital Area	
1972	Wake Forest-Rolesville	24-5	Larry Lindsey	Capital Area	
1973	Wake Forest-Rolesville		Larry Lindsey	Capital Area	
1974	Elm City	27-2	Harvey Reid	Eastern Plains	
1975	Elm City	28-1	Harvey Reid	Eastern Plains	
1976	Clayton		Jeff Adams	Capital Area	
1977	Elm City	29-4	Harvey Reid	Eastern Plains	
1978	Wake Forest-Rolesville	23-3	Larry Lindsey	Capital Area	
1979	Wake Forest-Rolesville	29-3	Larry Lindsey	Capital Area	
1980	Monroe	25-2	Luke Collins	Rocky River	
1981	Bunn	28-2	Lin Green	Tar River	James Cooke, Bunn
1982	Bandys	30-1	Bill Bost	Southern District 7	Vernon Odom, Bandys
1983	West Montgomery	30-0	Buzz Dunlap	Central Tar Heel	Burrell Christian, W.Montgomery
1984	Hobbs	20-8	Kenny Bass	East Central	David Chestnut, Hobbs
1985	Cherryville	28-1	David Watkins	Southern District 7	Terry Whisnant, Cherryville
1986	North Rowan	29-2	Bob Hundley	Central Carolina	Ralph Kitley, North Rowan
1987	Salisbury	30-2	Sam Gealy	Central Carolina	Fred Campbell, Salisbury
1988	Lexington	26-6	James Daye	Central Carolina	Robert Watson, Lexington
1989	Farmville Central	26-4	Mike Terrell	Eastern Plains	Jarvis Lang, Farmville Central
1990	Farmville Central	29-1	Mike Terrell	Eastern Plains	John Tyson, Farmville Central
1991	Ayden-Grifton	25-4	Bob Murphrey	Eastern Plains	Kincy Wallace, Ayden-Grifton
1992	Ayden-Grifton	28-2	Bob Murphrey	Eastern Plains	Carl Artis, Ayden-Grifton
1993	Farmville Central	25-5	Mike Terrell	Eastern Plains	Virgal Smith, Farmville Central
1994	Fairmont	30-2	Michael Baker	Three Rivers	Wesley Hinson, Fairmont
1995	Lexington	22-9	Mike Gurley	Central Carolina	Bernard McIntosh, Lexington
1996	Southwest Guilford	30-2	Robert Kent	Mid-State	Rod Boger, Southwest Guilford
1997	West Rowan	24-6	Bobby Shipwash	Yadkin Valley	Scooter Sherrill, West Rowan
1998	Wallace-Rose Hill	31-0	Steve Robinson	East Central	Jamar Fillyaw, Wallace-Rose Hill
1999	Whiteville	27-3	Glenn McKoy	Waccamaw	Chris Wilcox, Whiteville
2000	Whiteville	23-6	Glenn McKoy	Waccamaw	David Stephens, Northwood
2001	East Bladen	25-3	Alvin Thompson	Waccamaw	Sakrid Dent, Aking Elting, E. Bladen
2002	Cummings	24-4	George Robinson	North State	T.J. Gwynn, Cummings
2003	Reidsville	23-4	Ron Parson	North State	Jerome Simpson, Reidsville
2004	Cummings	27-2	George Robinson	North State	T.J. Gwynn, Cummings
2005	Pisgah	29-0	Jimmy Cleaveland	Mountain Athletic	Jake Robinson, Pisgah
2006	Cummings	29-1	George Robinson	Mid-State	Dwight Jones, Cummings
2007	Cummings	30-2	George Robinson	Mid-State	Dwight Jones, Cummings
2008	West Bladen	30-2	Ken Cross	Southeastern	Matt McCall, West Bladen
2009	Shelby	29-2	Aubrey Hollifield	Southwestern	Eric Mayo, Shelby
2010	Kinston	28-4	Wells Gullede	Eastern Plains	Reggie Bullock, Kinston
2011	East Rutherford	27-1	Brad LeVine	South Mountain Athletic	Devince Boykins, East Rutherford
2012	Kinston	27-4	Wells Gullede	Eastern Plains	Angelo Keyes, Kinston
2013	Kinston	28-2	Perry Tyndall	Eastern Plains	Denzel Keyes, Kinston
2014	Kinston	26-4	Perry Tyndall	Eastern Carolina	Brandon Ingram, Kinston
2015	Kinston	26-4	Perry Tyndall	Eastern Carolina	Brandon Ingram, Kinston
2016	Farmville Central	29-0	Larry Williford	Eastern Plains	Tyler Maye, Farmville Central
2017	Northside-Jacksonville	30-0	Tony Marshburn	East Central	Zach Hobbs, Northside-Jax
2018	Forest Hills	30-2	Matt Sides	Rocky River	Jai Rorie, Forest Hills
2019	Farmville Central	32-0	Larry Williford	Eastern Plains	Justin Wright, Farmville Central
2020	Shelby	26-3	Aubrey Hollifield	Southwestern	No Game
	Farmville Central	29-2	Larry Williford	Eastern Plains	No Game
2021	Farmville Central	15-0	Larry Williford	Eastern Plains	Terquavion Smith, Farmville Central

*Cancelled State Championship Games (COVID-19 Pandemic) Co-Champions declared by NCHSAA Board of Directors



1A Men's Championship Coach & Conference



YEAR	SCHOOL	RECORD	HEAD COACH	CONFERENCE	MVP
1960	Beaufort	24-0	Thomas McQuaid	District 2	Butch Hassell, Beaufort
1961	Beaufort	25-0	Thomas McQuaid	District 2	Pud Hassell, Beaufort
1962	Colfax	32-3	Roger Nelson	District 5	Larry Morgan, Colfax
1963	North Edgemcombe	30-1	James Fulghum		
1964	East Surry				
1965	Boonville				
1966	Ayden	28-0	Stuart Tripp	Pitt County	
1967	Ayden	28-0	Stuart Tripp	Pitt County	
1968	Youngsville	32-1	Larry Lindsey	Franklin Area	
1969	Red Springs	26-0	Bill Templeton	Cape Fear	C.G.Arrington, Red Springs
1970	Youngsville		Larry Lindsey	Franklin Area	
1971	Louisburg		Tommy Twitty	Franklin Area	
1972	South Edgemcombe				
1973	West Edgemcombe				
1974	Maxton		Leroy Vaughn	Cape Fear	Lenwood Graham, Maxton
1975	John Wilkinson	27-2	Doug Barnes	Beaufort-Hyde-Martin	
1976	Wentworth		Grady Stafford	North Central	
1977	Pantego		Al Baker	Beaufort-Hyde-Martin	
1978	John Wilkinson	26-1	Doug Barnes	Beaufort-Hyde-Martin	
1979	John Wilkinson	20-7	Haywood Boston	Beaufort-Hyde-Martin	
1980	Pantego	29-1	Al Baker	Beaufort-Hyde-Martin	
1981	Pantego	32-0	Al Baker	Tobacco Belt	Phillip Bunch, Pantego
1982	John Wilkinson	26-3	Haywood Boston	Tobacco Belt	Ervin Harris, John Wilkinson
1983	Stoneville	17-9	Grady Stafford	Independent	Lonzie Scales, Stoneville
1984	Edneyville	26-3	David Jones	Appalachian	Keith Pryor, Edneyville
1985	Clarkton	22-7	Harold Ford	Tri-County	Israel Cromartie, Clarkton
1986	Currituck	24-4	Lucian Griffin	Albemarle	Travis Saunders, Currituck
1987	Hendersonville	28-2	Bobby Wilkins	Appalachian	Brian Combs, Hendersonville
1988	St. Pauls	23-4	John Gibbs	Lumber River	Edward Gerald, St. Pauls
1989	North Duplin	26-1	Frank Hollowell	Carolina	Dexter Morrissey, N Duplin
1990	Bladenboro	28-3	Willis Nance Jr.	Southern Eight	Trelonnie Owens, Bladenboro
1991	St. Pauls	28-2	John Gibbs	Lumber River	Jerrell Emanuel, St. Pauls
1992	Hendersonville	24-5	Bobby Wilkins	Appalachian	Bobby Britt, Hendersonville
1993	Jones Senior	25-6	Alphana Hobbs	Coastal Plains	Dexter Cannon, Jones Sr.
1994	Bladenboro	25-5	Willis Nance Jr.	Three Rivers	Bert Rogers, Bladenboro
1995	Jordan-Matthews	25-7	John Phillips	Central Tar Heel	Reginald Carter, J-Matthews
1996	Roanoke	25-2	Clarence Atkinson	Tobacco Belt	Blake Little, Roanoke
1997	Roanoke	28-2	Clarence Atkinson	Tobacco Belt	Ernest Hudson, Roanoke
1998	Thomasville	26-3	Woody Huneycutt	Yadkin Valley	Rada Simon, Thomasville
1999	Cummings	26-3	Kim Annas	Central Tar Heel	Troy Wheelless, Bunn
2000	Thomasville	21-3	Woody Huneycutt	Yadkin Valley	Anthony Harris, Thomasville
2001	Cummings	25-2	George Robinson	Central Tar Heel	Charlie Norman, Cummings
2002	Mount Airy	31-1	Kemp Phillips	Northwest	Justin Brim, Mount Airy
2003	Thomasville	29-2	Woody Huneycutt	Yadkin Valley	Brandon Setzer, Thomasville
2004	Hayesville	29-2	Michael Cottrell	Big Smoky Mountain	Brett Bracken, Hayesville
2005	Thomasville	28-2	Woody Huneycutt	Yadkin Valley	Brent LeMay, Thomasville
2006	Wallace-Rose Hill	28-2	Steve Robinson	Super Six	Michael Evans, Wallace-Rose Hill
2007	Thomasville	24-2	Woody Huneycutt	Yadkin Valley	Chris Woods, Thomasville
2008	Winston-Salem Prep	29-6	Andre Gould	Independent	Reginald Johnson, W-S Prep
2009	Bishop McGuinness	31-2	Josh Thompson	Northwest	Aaron Toomey, BishopMcGuinness
2010	Monroe	32-1	Johnny Sowell	Rocky River	Issac Blakeney, Monroe
2011	North Rowan	27-5	Andrew Mitchell	Yadkin Valley	Samuel Starks, North Rowan
2012	Winston-Salem Prep	31-1	Andre Gould	Northwest	Mike Hughes, W-S Prep
2013	Winston-Salem Prep	32-1	Andre Gould	Northwest	Mike Hughes, W-S Prep
2014	Winston-Salem Prep	26-4	Andre Gould	Northwest	Mike Hughes, W-S Prep
2015	East Carteret	28-2	Billy Anderson	Coastal Plains	Jacque Brown, East Carteret
2016	Voyager Academy	32-4	Mike Huff	North Central Athletic	Jay Huff, Voyager Academy
2017	Lincoln Charter	30-4	Bradley Gabriel	Southern Piedmont	Kody Shubert, Lincoln Charter
2018	Winston-Salem Prep	27-3	Andre Gould	Northwest	Daivien Williamson, W-S Prep
2019	Bishop McGuinness	24-8	Josh Thompson	Northwest	Andrew Budzinski, B. McGuinness
2020	Winston-Salem Prep	22-8	Andre Gould	Northwest	No Game
	Henderson Collegiate	26-10	George Marshall	North Central	No Game
2021	Wilson Prep	7-2	Anthony Atkinson	Tar Roanoke	Devyn Bullock, Wilson Prep

*Cancelled State Championship Games (COVID-19 Pandemic) Co-Champions declared by NCHSAA Board of Directors



WNCHSAA Championship Results



WNCHSAA MEN'S BASKETBALL CHAMPIONSHIPS

YEAR	SITE	CHAMPION		RUNNER UP	
1948	Lenoir-Rhyne	Shelby	38	Lincolnton	25
1949	Lincolnton	Unknown			
1950		Unknown		Unknown	
1951		Unknown		Unknown	
1952	Statesville	Kannapolis	41	Barium Springs	38
1953	Hickory	Shelby	49	Hickory	40
1954	Statesville	Kannapolis	53	R-S Central	52
1955	Lincolnton	Asheboro	69	Hickory	60
1956	Unknown	Asheboro	53	Valdese	46
1957	Unknown	Kannapolis	58	Valdese	43
1958	Lexington	Asheboro	55	Hickory	48
1959	Hickory	Asheboro	60	Belmont	46
1960	Spencer	Shelby	50	Statesville	48
1961	Hudson	Shelby	49	Kannapolis	42
1962	Davie County	Asheboro	64	Belmont	51
1963	R-S Central	Hudson	50	Thomasville	43
1964	North Rowan	R-S Central	54	Albemarle	45
1965	Marion	Hickory	54	Albemarle	50
1966	Kannapolis	Albemarle		Valdese	
1967	Lenoir-Rhyne	Kannapolis	70	R-S Central	61
1968	Kannapolis	Kannapolis	63	Kings Mountain	58
1969	Lenoir-Rhyne	Salisbury	56	Shelby	50
1970	Lexington YMCA	Salisbury	50	Marion	35
1971	Catawba	Salisbury	41	Crest	33
1972	Lenoir-Rhyne	East Rutherford	60	Morganton	42
1973	Catawba	Crest	53	Shelby	50
1974	Catawba	Crest	50	Shelby	40
1975	Catawba	North Davidson	63	East Rowan	58
1976	Catawba	Asheboro	64	Shelby	59
1977	Catawba	Shelby	54	North Rowan	53

WNCHSAA WOMEN'S BASKETBALL CHAMPIONSHIPS

YEAR	CHAMPION		RUNNER UP	
1953	Statesville	84	Lincolnton	80
1954	Lincolnton	67	Barium Springs	51
1955	Lincolnton	100	Statesville	92
1956	Taylorsville	67	Landis	64
1957	Taylorsville	66	Winecoff	61
1958	Kannapolis	60	Hickory	46
1959	Taylorsville	79	Thomasville	56
1960	Asheboro	67	Taylorsville	59
1961	Taylorsville	90	Kannapolis	61
1962	Chase			
1963	Taylorsville	61	Kannapolis	37
1964	East Rutherford	43	Monroe	24
1965	Lincolnton	46	Concord	32
1966	Morganton	48	Statesville	40
1967	Chase	52	Concord	42
1968	Chase	44	Concord	34
1969	Marion	38	Kannapolis	31
1970	Mooreville	35	Marion	33
1971	Newton-Conover	35	Marion	28
1972	Belmont South Point	59	McDowell	53
1973	Belmont South Point	60	Burns	37
1974	East Rowan	62	Morganton Freedom	56
1975	Statesville	57	Alexander Central	50
1976	North Stanly	62	North Gaston	41
1977	North Gaston	62	North Stanly	44



NCHSAC Championship Results



The North Carolina High School Athletic Conference served for many years as the athletic organization for historically black high schools. The NCHSAC conducted championships in several sports, and Dr. W.T. "Army" Armstrong of Rocky Mount served as commissioner for many years.

The NCHSAA has spent quite a bit of time and effort trying to research state champions and other facts about the Conference, although what had been uncovered was sketchy. Recently, though, we acquired some documents which Tim Brayboy, who worked for the state Department of Public Instruction before his retirement, had discovered, and it sheds terrific light on the organization. The organization was fairly loosely knit in the 1920's and '30's, basically consisting of 30 to 35 black high schools with no well defined or consistent plan for declaring championships in any sport.

In 1946, a meeting was held in Charlotte to discuss reorganization. Dr. Armstrong was asked to draw up a constitution with rules and

regulations, suggest fees, and establish basic guidelines. There were 35 schools represented at that initial meeting. The organization actually used two different names during its time, including the North Carolina Negro High School Athletic Association and then the North Carolina High School Athletic Conference.

The conference's record membership was 215 high schools in 1959. That level stayed fairly consistent until the late 1960's, as integration began to take place. At its height, the Conference had approximately 90 football teams, 215 basketball teams, 75 in baseball, 30 in tennis and 40 in track.

In its last year of operation, in 1969, the NCHSAC was down to 48 schools, including 17 with football teams, all 48 with basketball, nine with baseball, four in tennis and five in track.

Any additions or correction to the championship list may be sent to James Alverson at the NCHSAA.

Open / 3A Division

YEAR	CHAMPION		RUNNER UP	
1946				
1947	Laurinburg	56	Gastonia Highland	37
1948	Ridgeview			
1949	Ridgeview	56	Rockingham	37
1950	Ridgeview	42	Kings Mountain	23
1951	A Laurinburg	52	West Charlotte	50
	B Ridgeview	50	Durham Merrick-Moore	30
1952	Winston-Salem Atkins	40	Gastonia Highland	36
1953	Winston-Salem Atkins	62	Winston-Salem Carver	43
1954	Winston-Salem Atkins	58	Laurinburg	53
1955	Rocky Mt. Washington	52	Winston-Salem Atkins	51
1956	Wilmington Williston	69	Greensboro Dudley	57
1957	Winston-Salem Atkins	71	Raleigh Ligon	48
1958	Greensboro Dudley	49	Rocky Mt. Washington	40
1959	Winston-Salem Atkins	46	Wilmington Williston	44
1960	Rocky Mt. Washington	58	Wilmington Williston	51
1961	Greensboro Dudley	63	Wilmington Williston	56
1962	Burlington Jordan Sellars	52	Durham Merrick-Moore	47
1963	West Charlotte	66	Greensboro Dudley	64

2A Division

1956	Nashville Nash County 58, Roper Union County 40
1957	Morganton Olive Hill 62, Trenton Jones 53
1958	Burlington Jordan Sellars 40, Chapel Hill Lincoln 34
1959	East Spencer Dunbar 54, Burlington Jordan Sellars 41
1960	Burlington Jordan Sellars 68, East Spencer Dunbar 65
1961	LaGrange Frink East, Spencer Dunbar
1962	Elm City Douglass 88, Charlotte York Road 77
1963	

1A Division

1956	Pinehurst Academy Heights 59 Catawba Rosenwald 42
1957	Tryon Emerry 46 West Southern Pines 45
1958	Shelby 56 West Southern Pines 54
1959	West Southern Pines 44 Cherryville Chavis 37
1960	West Badin 74 Red Springs Person 46
1961	West Badin 55 Durham Little River 54
1962	
1963	Durham Little River 82 Laurel Hill Carver 56

Play went to four divisions in 1964

4A Division

1964	Wilson Darden 61 Asheville Stephens Lee 50
1965	Durham Hillside 80 West Charlotte 78(ot)
1966	West Charlotte 96 Durham Hillside 66
1967	Raleigh Ligon 71 Durham Hillside 66
1968	High Point William Penn Winston-Salem Paisley
1969	Winston-Salem Atkins 71 Asheville Stephens Lee 70

3A Division

1964	Winston-Salem Paisley 54 Durham Merrick-Moore 52(3ot)
1965	Durham Merrick-Moore 67 Burlington Jordan Sellars 55
1966	Burlington Jordan Sellars 74 Durham Merrick-Moore 64
1967	Durham Merrick-Moore 76 Winston-Salem Anderson 64
1968	Concord Logan 81 Nash Central 80
1969	Durham Merrick-Moore Burlington Jordan Sellars

2A Division

1964	Elm City Douglass vs. Hallsboro Artesia
1965	Method Berry O'Kelly 84 Kinston Woodington 76
1966	Elm City Douglass 87 Kinston Woodington 65
1967	Whiteville 87 Garner 71

1A Division

1964	Durham Little River 70 Mooresville Dunbar 48
1965	Durham Little River 83 West Southern Pines 66
1966	Catawba Rosenwald 86 Franklinton B. F. Person 74
1967	Durham Little River 81 Laurel Hill Carver 76



INDIAN HIGH SCHOOL TOURNAMENT



The Robeson Indian High School Athletic Conference began interscholastic participation in the 1920's. Original members of the conference were Fairmont, Green Grove, Magnolia, Pembroke, Piney Grove, Prospect and Union Chapel. Teams competed in several sports, but the post-season basketball tournament at Pembroke State was always a highlight of the year. With consolidation reducing the number of schools to four, the league added Hawkeye (Hoke County) and Les Maxwell (Cumberland in 1966 to become the Tri-County Indian High School Athletic Conference. Then in 1968 the schools joined the NCHSAA, just as the schools in the North Carolina High School Athletic Conference for black high schools did.

We are grateful to Tim Brayboy for this historical research.

ROBESON COUNTY INDIAN HIGH SCHOOL CONFERENCE--MEN'S BASKETBALL TOURNAMENT CHAMPIONS

YEAR	CHAMPION		RUNNER-UP		
1939-40	Pembroke		Prospect		
1940-41	Prospect	31	Pembroke	29	(OT)
1941-42	Pembroke	27	Green Grove	21	
1942-43	no tournament results				
1943-44	Pembroke		Prospect		
1944-45	Fairmont	22	Green Grove	16	
1945-46	Green Grove	33	Prospect	15	
1946-47	Pembroke	51	Green Grove	19	
1947-48	Prospect				
1948-49	Prospect	27	Pembroke	15	
1949-50	Prospect		Fairmont		
1950-51	Pembroke	38	Fairmont	19	
1951-52	Fairmont		Pembroke		
1952-53	Pembroke		Prospect		
1953-54	Pembroke	81	Magnolia	48	
1954-55	Fairgrove	44	Magnolia	43	
1955-56	Pembroke	45	Fairgrove	42	
1956-57	Fairgrove	50	Pembroke	39	
1957-58	Fairgrove	63	Pembroke	36	
1958-59	Fairgrove	52	Pembroke	32	
1959-60	Pembroke	52	Magnolia	41	
1960-61	Pembroke	49	Magnolia	43	
1961-62	Fairgrove	45	Pembroke	39	
1962-63	Fairgrove	44	Pembroke	40	
1963-64	Fairgrove	35	Pembroke	33	
1964-65	Prospect	53	Pembroke	50	

TRI-COUNTY INDIAN HIGH SCHOOL ATHLETIC CONFERENCE

1965-66	Pembroke	52	Hawkeye	23	
1966-67	Magnolia	56	Les Maxwell	53	(OT)

ROBESON COUNTY INDIAN HIGH SCHOOL WOMEN'S BASKETBALL TOURNAMENT CHAMPIONS

YEAR	CHAMPION		RUNNER-UP		
1945-46	Magnolia	21	Pembroke	12	
1946-47	no tournament results				
1947-48	Union Chapel		Prospect		
1948-49	Prospect	19	Union Chapel	14	
1949-50	Union Chapel		Magnolia		
1950-51	Pembroke	60	Magnolia	50	
1951-52	no tournament results				
1952-53	Pembroke				
1953-54	Pembroke	64	Fairgrove	41	
1954-55	Pembroke				
1955-56	Pembroke	64	Fairgrove	62	
1956-57	Magnolia	57	Prospect	35	
1957-58	Pembroke	45	Fairgrove	39	
1958-59	Pembroke	59	Fairgrove	45	
1959-60	Fairgrove				
1960-61	Fairgrove	68	Magnolia	38	




Rooting for our team

Some of the best years of our lives are the ones we spend going to classes, having fun, and rooting for our team. Enjoy every minute.

Wells Fargo is proud to salute the NCHSAA Championships.

wellsfargo.com/donations





PAST WOMEN'S CHAMPIONSHIP RESULTS



SCHOOL	TITLES WON	SCHOOL	TITLES WON
Andrews	1	North Pitt	2
Andrews, T.W.	1	Northern Guilford	1
Asheville	4	Northwest Guilford	1
Bandys	6	Orrum	2
Beddingfield	1	Pamlico County	1
Bishop McGuinness	9	Parkton	1
Broughton	3	Parkwood	1
Butler, David	1	Pinecrest	2
Carson, Jesse	1	Pisgah	1
Carver	2	Reid Ross	1
Cary	1	Reynolds, A. C.	2
Chambers (Z. Vance, Charlotte)	3	Salisbury	4
Chapel Hill	2	Seventy-First	2
Chatham Central	4	Shelby	1
Cherokee	1	Smith, E.E.	1
Chocowinity	1	Smoky Mountain	1
Central Davidson	1	South Central	1
Clinton	3	South Johnston	1
Concord	1	South Mecklenburg	1
Dudley, James B.	1	South View	1
East Davidson	1	Southeast Guilford	2
East Duplin	1	Southeast Raleigh	2
East Henderson	1	Southwest Guilford	3
East Lincoln	1	SouthWest Edgecombe	4
East Surry	1	Thomasville	4
East Wake	1	Trinity	2
E. NC School for the Deaf	1	Union	2
Elm City	1	Union Pines	1
Enka	2	Weldon	1
Erwin, Clyde	1	West Caldwell	2
Farmville Central	2	West Carteret	1
Fike	1	West Charlotte	1
Foard, Fred T.	2	West Davidson	1
Forestview	1	West Forsyth	1
Freedom	5	West Henderson	1
Garner	1	Westover	1
Goldsboro	2	Wilkes Central	1
Graham	1	Wilkinson, John A.	2
Harding University	2	Winston-Salem Prep	2
Hayesville	6		
Hendersonville	1		
High Point Central	5		
Hickory	4		
Hillside	1		
Hiwassee Dam	1		
Jordan-Matthews	1		
Kinston	1		
Lakewood	1		
Ledford	4		
Lumberton	1		
Madison	1		
McDowell	1		
Millbrook	3		
Mitchell	2		
Monroe	1		
Mt. Airy	1		
Mountain Heritage	1		
Murphy	4		
Myers Park	2		
Newton-Conover	2		
Northern Nash	1		
North Iredell	2		
North Mecklenburg	1		

TOP MULTIPLE WOMEN'S STATE TITLES WON (SINCE 1971)

SCHOOL	TITLES WON
Bishop McGuinness	9
Bandys	6
Hayesville	6
Freedom	5
High Point Central	5
Asheville	4
Chatham Central	4
Hickory	4
Ledford	4
Murphy	4
Salisbury	4
SouthWest Edgecombe	4
Thomasville	4
Broughton	3
Chambers	3
Clinton	3
Millbrook	3
North Pitt	3
Southwest Guilford	3



PAST WOMEN'S CHAMPIONSHIP RESULTS



OPEN CLASSIFICATION

1972 North Pitt
1973 East Lincoln
1974 South Johnston
1975 Fred T. Foard
1976 Union Pines

4A

1977 Pinecrest
1978 Garner
1979 Fike
1980 Goldsboro
1981 Chapel Hill
1982 Goldsboro
1983 Broughton
1984 Reid Ross
1985 Broughton
1986 North Mecklenburg
1987 Asheville
1988 Vance
1989 Freedom
1990 A. C. Reynolds
1991 McDowell
1992 Pinecrest
1993 Cary
1994 Freedom
1995 Freedom
1996 Hillside
1997 East Wake
1998 Northern Nash
1999 Southeast Raleigh
2000 A.C. Reynolds
2001 Lumberton
2002 Freedom
2003 Seventy-First
2004 Seventy-First
2005 Broughton
2006 South Mecklenburg
2007 South View
2008 Westover
2009 West Charlotte
2010 David Butler
2011 Southwest Guilford
2012 Millbrook
2013 Millbrook
2014 Myers Park
2015 Myers Park
2016 Millbrook
2017 Northwest Guilford
2018 Northwest Guilford
2019 West Forsyth
2020* Zebulon B. Vance
Southeast Raleigh
2021 Zebulon B. Vance

3A

Bandys
Enka
Graham
Clyde Erwin
SouthWest Edgecombe
SouthWest Edgecombe
Enka
North Iredell
West Caldwell
West Caldwell
Trinity
Trinity
Pisgah
North Iredell
West Henderson
Fred T. Foard
High Point Central
West Carteret
Hickory
SouthWest Edgecombe
High Point Central
Hickory
Hickory
East Henderson
Carver
High Point Central
Asheville
Asheville
Asheville
Beddingfield
Carver
Concord
Dudley
Forestview
South Central
Harding University
Harding University
Chapel Hill
Hickory
Freedom
Northern Guilford
Northern Guilford
Southeast Guilford
Southeast Guilford
E.E. Smith
Jesse Carson

2A

Elm City
Chatham Central
Central Davidson
Union
Bandys
Bandys
Parkwood
Southwest Guilford
Southwest Guilford
West Davidson
Bandys
Bandys
Clinton
Clinton
Madison
Newton-Conover
Monroe
Bandys
Ledford
Mitchell
Ledford
East Duplin
High Point Central
Ledford
High Point Central
Ledford
Mitchell
Salisbury
SouthWest Edgecombe
Farmville Central
Smoky Mountain
East Davidson
Salisbury
Salisbury
Salisbury
Jordan-Matthews
Kinston
T.W. Andrews
Wilkes Central
North Pitt
Clinton
North Pitt
Mountain Heritage
Newton-Conover
Farmville Central
Shelby

1A

Andrews
John Wilkinson
John Wilkinson
Parkton
Chocowinity
Hiwassee Dam
Eastern NC School for Deaf
Orrum
Orrum
Chatham Central
Hendersonville
Hayesville
Hayesville
Hayesville
Hayesville
Hayesville
Lakewood
Murphy
Cherokee
Murphy
Union
Chatham Central
Chatham Central
East Surry
Thomasville
Thomasville
Thomasville
Thomasville
Bishop McGuinness
Bishop McGuinness
Bishop McGuinness
Bishop McGuinness
Bishop McGuinness
Bishop McGuinness
Bishop McGuinness
Bishop McGuinness
Winston-Salem Prep
Winston-Salem Prep
Mount Airy
Mount Airy
Pamlico County
Murphy
Weldon
Murphy

*Cancelled State Championship Games (COVID-19 Pandemic) Co-Champions declared by NCHSAA Board of Directors



4A Women's Championship Results



OPEN					
YEAR	SITE	CHAMPION		RUNNER UP	
1972	High Point Central	North Pitt	58	West Montgomery	34
1973	High Point Central	East Lincoln	64	Ragsdale	53
1974	High Point Central	South Johnston	52	Williamston	49
1975	Union Pines	Fred T. Foard	75	Ragsdale	73
1976	Union Pines	Union Pines	54	Fred T. Foard	53

PLAY WENT TO FOUR CLASSES

4A					
YEAR	SITE	CHAMPION		RUNNER UP	
1977	Burlington Williams	Pinecrest	69	Southern Wayne	67
1978	Campbell, Buies Creek	Garner	54	Northern Nash	45
1979	Campbell, Buies Creek	Fike	64	Garner	41
1980	Fayetteville Westover	Goldsboro	63	Scotland	62
1981	Elon College	Chapel Hill	67	Cary	46
1982	Elon College	Goldsboro	52	Page	42
1983	Elon College	Broughton	58	Hunter Huss	52
1984	Elon College	Reid Ross	45	Ben L. Smith	39
1985	Elon College	Broughton	51	High Point Central	49
1986	Elon College	North Mecklenburg	61	Pine Forest	54
1987	Carmichael, Chapel Hill	Asheville	66	Fayetteville Westover	59
1988	Carmichael, Chapel Hill	Henderson Vance	53	Freedom	48
1989	Carmichael, Chapel Hill	Freedom	66	Richmond County	59 (OT)
1990	Carmichael, Chapel Hill	A. C. Reynolds	70	Broughton	65
1991	Carmichael, Chapel Hill	McDowell	53	Pinecrest	43
1992	Carmichael, Chapel Hill	Pinecrest	57	Hickory	48
1993	Carmichael, Chapel Hill	Cary	61	Freedom	48
1994	Carmichael, Chapel Hill	Freedom	80	Terry Sanford	51
1995	Carmichael, Chapel Hill	Freedom	65	Person	55
1996	Carmichael, Chapel Hill	Hillside	73	Terry Sanford	51
1997	Carmichael, Chapel Hill	East Wake	38	North Forsyth	28
1998	Carmichael, Chapel Hill	Northern Nash	65	McDowell	53
1999	Smith Center, Chapel Hill	Southeast Raleigh	68	McDowell	65
2000	Smith Center, Chapel Hill	A.C. Reynolds	54	Terry Sanford	52
2001	Smith Center, Chapel Hill	Lumberton	69	East Wake	45
2002	Smith Center, Chapel Hill	Freedom	68	Lumberton	52
2003	Smith Center, Chapel Hill	Seventy-First	50	Charlotte Vance	47
2004	Reynolds Coliseum, Raleigh	Seventy-First	76	McDowell	70
2005	Smith Center, Chapel Hill	Broughton	69	Northern Durham	60
2006	Reynolds Coliseum, Raleigh	South Mecklenburg	60	Apex	53
2007	Smith Center, Chapel Hill	South View	69	Grimsley	64
2008	Reynolds Coliseum, Raleigh	Westover	58	West Charlotte	53
2009	Smith Center, Chapel Hill	West Charlotte	78	Hillside	60
2010	Reynolds Coliseum, Raleigh	David Butler	87	Green Hope	61
2011	Smith Center, Chapel Hill	Southwest Guilford	44	Millbrook	35
2012	Reynolds Coliseum, Raleigh	Millbrook	57	West Forsyth	40
2013	Smith Center, Chapel Hill	Millbrook	62	Page	56
2014	Reynolds Coliseum, Raleigh	Myers Park	61	Southeast Raleigh	46
2015	Carmichael Arena, Chapel Hill	Myers Park	52	Southeast Raleigh	47
2016	Smith Center, Chapel Hill	Millbrook	46	Northwest Guilford	45
2017	Reynolds Coliseum, Raleigh	Northwest Guilford	36	Southeast Raleigh	34
2018	Smith Center, Chapel Hill	Northwest Guilford	44	Southeast Raleigh	36
2019	Reynolds Coliseum, Raleigh	West Forsyth	47	Southeast Raleigh	36
2020*	Cancelled (COVID-19)	Zebulon B. Vance & Southeast Raleigh	(Co-Champions)		
2021	Wheatmore HS	Zebulon B. Vance	74	Garner	38

*Cancelled State Championship Games (COVID-19 Pandemic) Co-Champions declared by NCHSAA Board of Directors



3A Women's Championship Results



YEAR	SITE	CHAMPION		RUNNER UP	
1977	Hickory High	Bandys	63	Charles D. Owen	60
1978	Hickory High	Enka	56	Burns	52
1979	Hickory High	Graham	43	Davie County	42
1980	Hickory High	Clyde Erwin	67	Graham	60
1981	Elon College	SW Edgecombe	65	Mountain Heritage	64
1982	Elon College	SW Edgecombe	72	Crest	69
1983	Elon College	Enka	61	D. H. Conley	53
1984	Elon College	North Iredell	50	SouthWest Edgecombe	47
1985	Elon College	West Caldwell	65	Farmville Central	54
1986	Elon College	West Caldwell	74	SouthWest Edgecombe	66
1987	Carmichael, Chapel Hill	Trinity	65	North Iredell	64 (OT)
1988	Carmichael, Chapel Hill	Trinity	69	East Henderson	65 (OT)
1989	Carmichael, Chapel Hill	Pisgah	65	D. H. Conley	44
1990	Carmichael, Chapel Hill	North Iredell	53	Tarboro	49
1991	Carmichael, Chapel Hill	West Henderson	68	Harnett Central	61
1992	Carmichael, Chapel Hill	Fred T. Foard	69	High Point Central	53
1993	Carmichael, Chapel Hill	High Point Central	101	North Iredell	61
1994	Carmichael, Chapel Hill	West Carteret	48	Smoky Mountain	43
1995	Carmichael, Chapel Hill	Hickory	67	SouthWest Edgecombe	63 (OT)
1996	Carmichael, Chapel Hill	SW Edgecombe	58	North Buncombe	51
1997	Carmichael, Chapel Hill	High Point Central	66	Wilson Fike	64
1998	Carmichael, Chapel Hill	Hickory	37	Wilson Fike	29
1999	Smith Center, Chapel Hill	Hickory	69	Eden Morehead	64 (OT)
2000	Smith Center, Chapel Hill	East Henderson	65	Carver	49
2001	Smith Center, Chapel Hill	Carver	64	T.C. Roberson	53
2002	Smith Center, Chapel Hill	High Point Central	56	Rockingham County	53
2003	Reynolds Coliseum, Raleigh	Asheville	62	Rockingham County	52
2004	Smith Center, Chapel Hill	Asheville	64	Southern Durham	47
2005	Reynolds Coliseum, Raleigh	Asheville	72	High Point Central	65
2006	Smith Center, Chapel Hill	Beddingfield	64	Fred T. Foard	53
2007	Reynolds Coliseum, Raleigh	Carver	58	SouthWest Edgecombe	49
2008	Smith Center, Chapel Hill	Concord	77	Beddingfield	62
2009	Reynolds Coliseum, Raleigh	Dudley	60	Forestview	58
2010	Smith Center, Chapel Hill	Forestview	62	South Central	55
2011	Reynolds Coliseum, Raleigh	South Central	61	Hickory	58 (OT)
2012	Smith Center, Chapel Hill	Harding University	65	Walter Williams	43
2013	Reynolds Coliseum, Raleigh	Harding University	56	Chapel Hill	52
2014	Smith Center, Chapel Hill	Chapel Hill	69	Hickory	56
2015	Carmichael Arena, Chapel Hill	Hickory	71	Chapel Hill	53
2016	Carmichael Arena, Chapel Hill	Freedom	53	Northern Guilford	50
2017	Smith Center, Chapel Hill	Northern Guilford	66	Hickory Ridge	64
2018	Reynolds Coliseum, Raleigh	Northern Guilford	60	Jacksonville	52
2019	Smith Center, Chapel Hill	Southeast Guilford	55	Cuthbertson	49
2020*	Cancelled (COVID-19)	Southeast Guilford & E. E. Smith (Co-Champions)			
2021	Providence Grove HS	Jesse Carson	51	Asheboro	40

*Cancelled State Championship Games (COVID-19 Pandemic) Co-Champions declared by NCHSAA Board of Directors



2A Women's Championship Results



YEAR	SITE	CHAMPION	SCORE	RUNNER UP	SCORE	
1977	Union Pines	Elm City	65	Chatham Central	57	
1978	Union Pines	Chatham Central	58	Union	47	
1979	Union Pines	Central Davidson	41	Dixon	36	
1980	Union Pines	Union	59	West Montgomery	46	
1981	Elon College	Bandys	47	Louisburg	44	
1982	Elon College	Bandys	65	Union	48	
1983	Elon College	Parkwood	55	Orrum	48	
1984	Elon College	Southwest Guilford	80	South Robeson	50	
1985	Elon College	Southwest Guilford	75	South Robeson	66	
1986	Elon College	West Davidson	70	South Robeson	65	
1987	Carmichael, Chapel Hill	Bandys	52	Clinton	45	
1988	Carmichael, Chapel Hill	Bandys	73	Clinton	69	
1989	Carmichael, Chapel Hill	Clinton	72	Bunker Hill	63	
1990	Carmichael, Chapel Hill	Clinton	58	Newton-Conover	52	
1991	Carmichael, Chapel Hill	Madison	66	East Duplin	48	
1992	Carmichael, Chapel Hill	Newton-Conover	77	Farmville Central	54	
1993	Carmichael, Chapel Hill	Monroe	54	Franklinton	42	
1994	Carmichael, Chapel Hill	Bandys	57	Western Guilford	51	
1995	Carmichael, Chapel Hill	Ledford	65	Southwest Guilford	60	
1996	Carmichael, Chapel Hill	Mitchell	44	Northside	43	
1997	Carmichael, Chapel Hill	Ledford	59	St. Pauls	57	
1998	Carmichael, Chapel Hill	East Duplin	59	Ledford	45	
1999	Smith Center, Chapel Hill	High Point Central	78	St. Pauls	63	
2000	Smith Center, Chapel Hill	Ledford	62	Western Alamance	41	
2001	Smith Center, Chapel Hill	High Point Central	92	Eastern Alamance	62	
2002	Smith Center, Chapel Hill	Ledford	73	Tarboro	51	
2003	Smith Center, Chapel Hill	Mitchell	61	Red Springs	50	
2004	Reynolds Coliseum, Raleigh	Salisbury	65	Southern Vance	40	
2005	Smith Center, Chapel Hill	SW Edgecombe	72	East Rutherford	50	
2006	Reynolds Coliseum, Raleigh	Farmville Central	56	Salisbury	55	(OT)
2007	Smith Center, Chapel Hill	Smoky Mountain	85	Graham	62	
2008	Reynolds Coliseum, Raleigh	East Davidson	62	Graham	59	
2009	Smith Center, Chapel Hill	Salisbury	56	Graham	41	
2010	Reynolds Coliseum, Raleigh	Salisbury	49	East Bladen	37	
2011	Smith Center, Chapel Hill	Salisbury	76	East Bladen	44	
2012	Reynolds Coliseum, Raleigh	Jordan-Matthews	56	Wilkes Central	39	
2013	Smith Center, Chapel Hill	Kinston	51	Pisgah	40	
2014	Reynolds Coliseum, Raleigh	T.W. Andrews	57	Bandys	51	
2015	Smith Center, Chapel Hill	Wilkes Central	44	Kinston	41	
2016	Smith Center, Chapel Hill	North Pitt	68	East Davidson	65	
2017	Reynolds Coliseum, Raleigh	Clinton	59	North Surry	49	
2018	Smith Center, Chapel Hill	North Pitt	63	North Wilkes	42	
2019	Reynolds Coliseum, Raleigh	Mountain Heritage	63	Farmville Central	53	
2020*	Cancelled (COVID-19)	Newton-Conover & Farmville Central (Co-Champions)				
2021	Wheatmore HS	Shelby	77	Farmville Central	62	

*Cancelled State Championship Games (COVID-19 Pandemic) Co-Champions declared by NCHSAA Board of Directors



1A Women's Championship Results



YEAR	SITE	CHAMPION		RUNNER UP		
1977	Buies Creek	Andrews	35	Princeton	33	(OT)
1978	Garner	John Wilkinson	76	Hayesville	73	
1979	Garner	John Wilkinson	76	Clarkton	59	
1980	Garner	Parkton	59	Princeton	58	
1981	Elon College	Chocowinity	86	Hiwassee Dam	64	
1982	Elon College	Hiwassee Dam	67	Chocowinity	52	
1983	Elon College	ENC Sch. for Deaf	48	Hiwassee Dam	45	
1984	Elon College	Orrum	65	Edneyville	38	
1985	Elon College	Orrum	65	Edneyville	36	
1986	Elon College	Chatham Central	55	Princeton	38	
1987	Carmichael, Chapel Hill	Hendersonville	50	Gates County	47	
1988	Carmichael, Chapel Hill	Hayesville	70	Hobbs	53	
1989	Carmichael, Chapel Hill	Hayesville	70	Chocowinity	41	
1990	Carmichael, Chapel Hill	Hayesville	51	Tabor City	48	
1991	Carmichael, Chapel Hill	Hayesville	73	Tabor City	49	
1992	Carmichael, Chapel Hill	Hayesville	77	Midway	49	
1993	Carmichael, Chapel Hill	Hayesville	54	Mattamuskeet	40	
1994	Carmichael, Chapel Hill	Lakewood	80	Murphy	60	
1995	Carmichael, Chapel Hill	Murphy	62	Williamston	37	
1996	Carmichael, Chapel Hill	Cherokee	69	Roanoke	63	
1997	Carmichael, Chapel Hill	Murphy	77	Union	51	
1998	Carmichael, Chapel Hill	Union	85	Cherokee	70	
1999	Smith Center, Chapel Hill	Chatham Central	53	Red Springs	47	
2000	Smith Center, Chapel Hill	Chatham Central	65	Roanoke	64	
2001	Smith Center, Chapel Hill	East Surry	69	Perquimans	65	
2002	Smith Center, Chapel Hill	Thomasville	69	Midway	44	
2003	Reynolds Coliseum, Raleigh	Thomasville	68	Farmville Central	65	
2004	Smith Center, Chapel Hill	Thomasville	67	Farmville Central	48	
2005	Reynolds Coliseum, Raleigh	Thomasville	62	Weldon	26	
2006	Smith Center, Chapel Hill	Bishop McGuinness	54	Southeast Halifax	31	
2007	Reynolds Coliseum, Raleigh	Bishop McGuinness	79	East Bladen	42	
2008	Smith Center, Chapel Hill	Bishop McGuinness	56	Pender	43	
2009	Reynolds Coliseum, Raleigh	Bishop McGuinness	64	East Bladen	33	
2010	Smith Center, Chapel Hill	Bishop McGuinness	55	Williamston	46	
2011	Reynolds Coliseum, Raleigh	Bishop McGuinness	57	Southwest Onslow	43	
2012	Smith Center, Chapel Hill	Bishop McGuinness	60	Southside	44	
2013	Reynolds Coliseum, Raleigh	Bishop McGuinness	57	River Mill	52	
2014	Smith Center, Chapel Hill	Bishop McGuinness	61	Riverside (Martin)	58	
2015	Carmichael Arena, Chapel Hill	Winston-Salem Prep	58	Riverside (Martin)	31	
2016	Carmichael Arena, Chapel Hill	Winston-Salem Prep	66	Plymouth	34	
2017	Smith Center, Chapel Hill	Mount Airy	66	Pamlico	40	
2018	Reynolds Coliseum, Raleigh	Mount Airy	69	Pamlico	32	
2019	Smith Center, Chapel Hill	Pamlico County	62	East Surry	55	
2020*	Cancelled (COVID-19)	Murphy & Weldon (Co-Champions)				
2021	Providence Grove HS	Murphy	76	Princeton	34	

*Cancelled State Championship Games (COVID-19 Pandemic) Co-Champions declared by NCHSAA Board of Directors



BUY HIGH SCHOOL TICKETS NOW

OFFICIAL DIGITAL TICKETING
PROVIDER OF THE NCHSAA



PLAYOFF TICKETS :
[GOFAN.CO/NCHSAA](https://gofan.co/nchsaa)

SERVICE@GOFAN.CO



4A Women's Championship Coach & Conference



YEAR	SCHOOL	RECORD	HEAD COACH	CONFERENCE	MVP
1972	North Pitt	30-0	Eldred Mauldin	Eastern Plains	
1973	East Lincoln	29-0	Henry Barkley	Southern District 7	
1974	South Johnston	21-2	Tom Jackson	Capital Area	
1975	Fred T. Foard	28-1	Bob Stamey	Southern District 7	
1976	Union Pines	23-5	Carl Salmon	Central Tar Heel	

4A CLASSIFICATION					
YEAR	SCHOOL	RECORD	HEAD COACH	CONFERENCE	MVP
1977	Pinecrest	25-1	James Moore	Division 4	
1978	Garner	28-0	Lawrence Dunn	Division 5	
1979	Fike	26-3	Eddie Summerlin	Division 1	
1980	Goldsboro	27-0	Gerald Whitley	Division 2	
1981	Chapel Hill	24-2	Sherry Norris	Division 6	
1982	Goldsboro	24-5	Mary Bryan Carlyle	Mid-eastern	
1983	Broughton	30-0	Ed Baldwin	Cap Eight	
1984	Reid Ross	27-3	Bob Norton	Southeastern	
1985	Broughton	28-1	Ed Baldwin	Cap Nine	
1986	North Mecklenburg	26-0	Carroll Mizelle	Southwest	Andrea Stinson, North Meck
1987	Asheville	30-1	Dereck Witherspoon	Mountain Athletic	Rhonda Mapp, Asheville
1988	Vance	25-3	Dottie Cobb	Pac Six	Shannon Young, Vance
1989	Freedom	27-2	Marsha Crump	Northwestern	Kenda Walker, Freedom
1990	A.C. Reynolds	29-1	Rick High	Mountain Athletic	Tara Saunooke, A.C. Reynolds
1991	McDowell	29-1	Mike Silver	Northwestern	Tammy McEntire, McDowell
1992	Pinecrest	27-5	James Moore	Southeastern	Charlette Hargrove, Pinecrest
1993	Cary	29-1	Debbie Edwards	Tri-Six	Karen Curtis, Cary
1994	Freedom	27-1	Marsha Crump	Northwestern	Natasha Davis, Freedom
1995	Freedom	29-1	Marsha Crump	Northwestern	Amber Snipes & Tara Ramsey, Freed'm
1996	Hillside	25-2	George Williams, Jr.	PAC-Six	Jamie McDonald, Hillside
1997	East Wake	24-6	Ben McKaig	Tri-Six	Shaneka Ellis, East Wake
1998	Northern Nash	27-1	Grover Battle	Big East	Charisse Moody, Northern Nash
1999	Southeast Raleigh	29-1	William Powell	Cap Eight	Jessica Hawkins, Southeast Raleigh
2000	A.C. Reynolds	26-3	Jim Lankford	Mountain Athletic	Lauren Trantham, A.C. Reynolds
2001	Lumberton	29-1	Danny Graham	Southeastern	Yolanda Jones, Lumberton
2002	Freedom	27-2	Jamie Smith	Northwestern	Kerri Gordin, Freedom
2003	Seventy-First	30-1	Tracie Taylor	Mid-Southeastern	LaToya Pringle, Seventy-First
2004	Seventy-First	30-1	Tracie Taylor	Mid-Southeastern	LaToya Pringle, Seventy-First
2005	Broughton	24-4	Dayne Jordan	Cap Six	Jasmine Newkirk, Broughton
2006	South Mecklenburg	27-3	Troy Gaston	Southwestern	Joy Cheek, South Mecklenburg
2007	South View	32-0	Brent Barker	Two Rivers	Amber Calvin, South View
2008	Westover	30-2	Gene Arrington	Mid-Southeastern	Tequila Jones, Westover
2009	West Charlotte	28-3	Reginald Mobley	MECA Seven	Christal Caldwell, West Charlotte
2010	David Butler	25-4	Stephanie Butler	Southwestern	Cierra Burdick, David Butler
2011	Southwest Guilford	30-2	Jessica Bryan	Piedmont Triad	Jessica Pone, Southwest Guilford
2012	Millbrook	31-2	Chris East	Cap Eight	Briana Day, Millbrook
2013	Millbrook	33-0	Chris East	Cap Eight	Briana Day, Millbrook
2014	Myers Park	30-1	Barbara Nelson	Southwestern	Rydeiah Rogers, Myers Park
2015	Myers Park	29-1	Barbara Nelson	Southwestern	Rydeiah Rogers, Myers Park
2016	Millbrook	30-2	Chris East	Cap Eight	Kai Crutchfield, Millbrook
2017	Northwest Guilford	30-2	Darlene Joyner	Piedmont Triad	Elizabeth Kitley, Northwest Guilford
2018	Northwest Guilford	29-2	Darlene Joyner	Piedmont Triad	Elizabeth Kitley, Northwest Guilford
2019	West Forsyth	26-3	Brittany Cox	Central Piedmont	Callie Scheier, West Forsyth
2020*	Zebulon B. Vance	26-5	Donnell Rhyne	I-Meck	No Game
	Southeast Raleigh	27-1	Nicole Meyers	CAP 7	No Game
2021	Zebulon B. Vance	12-0	Donnell Rhyne	I-Meck	Leah Barringer, Vance

*Cancelled State Championship Games (COVID-19 Pandemic) Co-Champions declared by NCHSAA Board of Directors



3A Women's Championship Coach & Conference



YEAR	SCHOOL	RECORD	HEAD COACH	CONFERENCE	MVP
1977	Bandys	29-0	Bill Bost	Southern District 7	
1978	Enka	29-2	Bill Rucker	Parkway	
1979	Graham	25-2	Don Amos	Mid-State East	
1980	Clyde Erwin	28-2	Jeff Connor	Parkway	
1981	SouthWest Edgecombe	31-0	Sandra Langley	Eastern Carolina	
1982	SouthWest Edgecombe	30-0	Sandra Langley	Eastern Carolina	
1983	Enka	26-3	Susie DeWeese	Mountain Athletic	
1984	North Iredell	28-2	Danny Davis	Western Piedmont	
1985	West Caldwell	26-1	Karen Trivett	Northwestern	
1986	West Caldwell	30-1	Karen Trivett	Big Six	Schonna Banner, West Caldwell
1987	Trinity	23-4	Renee Hayes	Tri-County	Gail White, Trinity
1988	Trinity	25-2	Renee Hayes	Tri-County	LeAnn Kennedy, Trinity
1989	Pisgah	28-4	Tom Nix	Mountain Athletic	Vickie Henson, Pisgah
1990	North Iredell	23-5	Doug Chilton	Foothills	Rhoda Jones, N Iredell
1991	West Henderson	29-1	Jan Stanley	Mountain Athletic	Josie Youngblood, W Henderson
1992	Fred T. Foard	29-1	Brian Brown	Big Six	Kristin Teague, Fred T. Foard
1993	High Point Central	31-0	Kenny Carter	Piedmont Athletic	Tina McNeil, HP Central
1994	West Carteret	28-2	Phyllis Willis	Coastal	Akilah Johnson, W Carteret
1995	Hickory	27-3	David Elder	Western Piedmont	Datishella Byrd, Hickory
1996	SouthW'st Edgecombe	31-0	Sandra Langley	Big Eight	Tynesha Lewis, SW Edgecombe
1997	High Point Central	22-9	Kenny Carter	North Piedmont	Mandy Hall, High Point Central
1998	Hickory	31-1	David Elder	Western Foothills	Shirena James, Hickory
1999	Hickory	32-0	David Elder	Western Foothills	Alicia Abernathy, Hickory
2000	East Henderson	28-2	Mike Pryor	Mountain Athletic	Nicki Fauntleroy, East Henderson
2001	Carver	30-0	Gerald Carter	Piedmont Triad	Porsche Jones, Carver
2002	High Point Central	31-1	Kenny Carter	Tri-County	Leslie Cook, High Point Central
2003	Asheville	29-2	Sonita Gibbs	Mountain Athletic	Tootie Smith, Asheville
2004	Asheville	28-1	Sonita Gibbs	Mountain Athletic	Rashanda McCants, Asheville
2005	Asheville	32-0	Sonita Gibbs	Mountain Athletic	Danielle Burgin, Asheville
2006	Beddingfield	30-0	Debra Pegram	Eastern Carolina	Jacobia Lucas, Beddingfield
2007	Carver	29-3	Gerald Carter	Piedmont Triad	Brittany Strachan, Carver
2008	Concord	31-2	Angela Morton	South Piedmont	Nyshia Hammonds, Comcord
2009	Dudley	30-3	Kris Britton	Triad	Helen Terry, Dudley
2010	Forestview	27-2	Ken Beaty	Big South	Shannon Smith, Forestview
2011	South Central	28-4	Mary Bryan Carlyle	Coastal	Janesha Ebron, South Central
2012	Harding University	26-3	Anthony Jones	MEGA Seven	Abrea Harris, Harding University
2013	Harding University	24-4	Anthony Jones	MEGA Seven	Abrea Harris, Harding University
2014	Chapel Hill	32-0	Sherry Norris	Big Eight	Raziyah Farrington, Chapel Hill
2015	Hickory	27-0	Barbara Helms	Northwestern	Danasia Witherspoon, Hickory
2016	Freedom	32-0	Amber Reddick	Northwestern	Ariyana Williams, Freedom
2017	Northern Guilford	31-1	Kim Furlough	Mid-State	Elissa Cunane, Northern Guilford
2018	Northern Guilford	28-4	Kim Furlough	Mid-State	Kassie Robakiewicz, Northern Guilford
2019	Southeast Guilford	27-3	Rachel Clark	Mid-Piedmont	Kennedi Simmons, Southeast Guilford
2020*	Southeast Guilford	30-1	Rachel Clark	Mid-Piedmont	No Game
	E.E. Smith	31-1	Latanya Hardy	Patriot 3A/4A	No Game
2021	Jesse Carson	19-0	Brooke Stouder	North Piedmont	Carleigh Perry, Carson

*Cancelled State Championship Games (COVID-19 Pandemic) Co-Champions declared by NCHSAA Board of Directors



2A Women's Championship Coach & Conference



YEAR	SCHOOL	RECORD	HEAD COACH	CONFERENCE	MVP
1977	Elm City	25-0	Eddie Summerlin	Eastern Plains	
1978	Chatham Central	24-4	Marlin Scott	Central Tar Heel	
1979	Central Davidson	25-5	Gary Ball	Central Carolina	
1980	Union	28-2	Mitchell Naylor	East Waccamaw	
1981	Bandys	28-1	Mike Matheson	Southern District 7	
1982	Bandys	29-2	Mike Matheson	Southern District 7	
1983	Parkwood	30-1	Bobby Lutz	Rocky River	
1984	Southwest Guilford	31-0	Donna Brewer	Central Carolina	
1985	Southwest Guilford	27-3	Tammy Strickland	Central Carolina	
1986	West Davidson	29-1	Roxanne Smith	Central Carolina	Leslie Andrews, West Davidson
1987	Bandys	25-5	Mike Matheson	Southern District 7	Mitzi Yount, Bandys
1988	Bandys	32-1	Mike Matheson	Southern District 7	Mitzi Yount, Bandys
1989	Clinton	27-0	Karen Fox	East Central	Danyel Parker, Clinton
1990	Clinton	24-1	Karen Fox	East Central	Tonya Sampson, Clinton
1991	Madison	25-5	Ricky McDevitt	Western Highlands	Michelle Johnson, Madison
1992	Newton-Conover	27-1	Sylvia White	Southern District 7	Shannon Spencer, Newton-Conover
1993	Monroe	24-5	Tony Byrum	Rocky River	Lavetta Rushing, Monroe
1994	Bandys	29-0	Karen Wimberly	Southern District 7	Tiffany Chappell, Bandys
1995	Ledford	29-3	John Ralls	Central Carolina	Stacey Hinkle, Ledford
1996	Mitchell	27-4	Karen Cook	Western Highlands	Leslie Burleson, Mitchell
1997	Ledford	28-2	John Ralls	Central Carolina	Stacey Hinkle, Ledford
1998	East Duplin	29-0	Jerry Hunter	East Central	Clifeteana McKiver, East Duplin
1999	High Point Central	28-2	Kenny Carter	Central Carolina	Lee Culp, High Point Central
2000	Ledford	30-2	John Ralls	Central Carolina	Lindsay Smith, Ledford
2001	High Point Central	30-0	Kenny Carter	Central Carolina	Velinda Vuncannon, High Pt Central
2002	Ledford	32-0	John Ralls	Central Carolina	Leslie Hinkle, Ledford
2003	Mitchell	25-6	Bruce Wordy	Western Highlands	Emily Paffrath, Mitchell
2004	Salisbury	31-0	Jennifer Shoaf	Central Carolina	Shayla Fields, Salisbury
2005	SouthWest Edgecombe	30-1	Sandra Langley	Eastern Plains	Monique Hudson, SW Edgecombe
2006	Farmville Central	26-3	Denitra Hayes	Eastern Plains	Megan Zullo, Farmville Central
2007	Smoky Mountain	30-1	Cindi Simmons	Western Athletic	Cetera DeGraffenreid, Smoky Mtn
2008	East Davidson	28-4	Terry Allmon	Central Carolina	Anna Freeman, East Davidson
2009	Salisbury	29-3	Andrew Mitchell	Central Carolina	Shanequa Phifer, Salisbury
2010	Salisbury	29-0	Andrew Mitchell	Central Carolina	Shanequa Phifer, Salisbury
2011	Salisbury	27-1	Christopher McNeil	Central Carolina	Brielle Blair, Salisbury
2012	Jordan-Matthews	31-0	Jeff Stutts	Mid-State	Mylia Garner, Jordan-Matthews
2013	Kinston	27-4	Hubert Quinerly	Eastern Plains	Lydia Rivers, Kinston
2014	T.W. Andrews	25-5	John Shearin	PAC-6	Imani Watkins, T.W. Andrews
2015	Wilkes Central	26-4	Scott Waugh	Mountain Valley	Laken Blackburn, Wilkes Central
2016	North Pitt	31-1	Yolanda Bowden	Eastern Plains	Nyjanique Langley, North Pitt
2017	Clinton	30-2	Chris Owens	Four County	Mikayla Boykin, Clinton
2018	North Pitt	26-5	William Knight	Eastern Plains	Nyjanique Langley, North Pitt
2019	Mountain Heritage	29-0	Susie Shelton	Western Highlands	Hannah Tipton, Mountain Heritage
2020*	Newton-Conover	29-2	Sylvia White	South Fork	No Game
	Farmville Central	25-3	Hollis Harper	Eastern Plains	No Game
2021	Shelby	18-0	Scooter Lawrence	Southwestern	Maraja Pass, Shelby

*Cancelled State Championship Games (COVID-19 Pandemic) Co-Champions declared by NCHSAA Board of Directors



1A Women's Championship Coach & Conference



YEAR	SCHOOL	RECORD	HEAD COACH	CONFERENCE	MVP
1977	Andrews	29-0	Ken Solesbee	Smoky Mountain	
1978	John Wilkinson	26-0	Doug Barnes	Beaufort-Hyde-Martin	
1979	John Wilkinson	24-5	Charlotte Lathom	Beaufort-Hyde-Martin	
1980	Parkton	28-0	Debbie Madden	Cape Fear	
1981	Chocowinity	29-0	Larry Knox	Tobacco Belt	
1982	Hiwassee Dam	30-1	Walter Clonts	Smoky Mountain	
1983	E. NC School for Deaf	20-5	James Lamm	Carolina	
1984	Orrum	29-0	Mike Cafaro	Tri-County	
1985	Orrum	30-0	Mike Cafaro	Tri-County	
1986	Chatham Central	28-3	Gerald Binkley	Central Tar Heel	Tracy McIver, Chatham Central
1987	Hendersonville	25-4	Jack Johnson	Appalachian	Andrea Carter, Hendersonville
1988	Hayesville	31-0	Darryl McClure	Smoky Mountain	Alice Calder, Hayesville
1989	Hayesville	27-2	Darryl McClure	Smoky Mountain	Lori Powell, Hayesville
1990	Hayesville	25-4	Darryl McClure	Smoky Mountain	Christy Cagle, Hayesville
1991	Hayesville	28-1	Darryl McClure	Smoky Mountain	Christy Cagle, Hayesville
1992	Hayesville	27-2	Darryl McClure	Smoky Mountain	Laura Cottrell, Hayesville
1993	Hayesville	28-2	Darryl McClure	Smoky Mountain	Beth Hall, Hayesville
1994	Lakewood	26-2	Thomas Best	Carolina	Chasity Melvin, Lakewood
1995	Murphy	22-2	Cissy Dyer	Smoky Mountain	Kristy Kent, Murphy
1996	Cherokee	22-7	Keith Pinnix	Smoky Mountain	Peaches Squirrel, Cherokee
1997	Murphy	27-2	Cissy Dyer	Smoky Mountain	Tabitha Kephart, Murphy
1998	Union	28-0	Julie Hunter	Three Rivers	April Cromartie, Union
1999	Chatham Central	30-1	Gerald Binkley	Central Tar Heel	Crissy Marsh, Chatham Central
2000	Chatham Central	25-4	Gerald Binkley	Central Tar Heel	Randi Jo Kivett, Chatham Central
2001	East Surry	28-3	Robert Smith	Northwest	Kelley Karns, East Surry
2002	Thomasville	28-3	Eric Rader	Yadkin Valley	Erin Crowder, Thomasville
2003	Thomasville	32-0	Eric Rader	Yadkin Valley	Erin Crowder, Thomasville
2004	Thomasville	30-1	Eric Rader	Yadkin Valley	Charnette Davis, Thomasville
2005	Thomasville	32-0	Eric Rader	Yadkin Valley	Wudi Alford, Thomasville
2006	Bishop McGuinness	31-0	Brian Robinson	Northwest	Katheryn Lyons, Bishop
2007	Bishop McGuinness	32-1	Brian Robinson	Northwest	Erinn Thompson, Bishop
2008	Bishop McGuinness	26-6	Brian Robinson	Northwest	Erinn Thompson, Bishop
2009	Bishop McGuinness	29-4	Brian Robinson	Northwest	Megan Buckland, Bishop
2010	Bishop McGuinness	23-7	Brian Robinson	Northwest	Megan Buckland, Bishop
2011	Bishop McGuinness	26-6	Brian Robinson	Northwest	Megan Buckland, Bishop
2012	Bishop McGuinness	27-5	Brian Robinson	Northwest	Sammi Goldsmith, Bishop
2013	Bishop McGuinness	25-7	Brian Robinson	Northwest	Julia Brown, Bishop
2014	Bishop McGuinness	29-4	Brian Robinson	Northwest	Julia Brown, Bishop
2015	Winston-Salem Prep	24-3	Eugene Love	Northwest	Dominique Claytor, W-Salem Prep
2016	Winston-Salem Prep	28-3	Eugene Love	Northwest	Jada Craig, Winston-Salem Prep
2017	Mount Airy	29-2	Angela Mayfield	Northwest	Jo Snow, Mount Airy
2018	Mount Airy	27-2	Angela Mayfield	Northwest	Jo Snow, Mount Airy
2019	Pamlico County	29-2	April Rose	Coastal Plains	Jainaya Jones, Pamlico County
2020*	Murphy	30-0	Ray Gutierrez	Big Smoky Mountain	No Game
	Weldon	27-1	Grady Williams	Tar Roanoke	No Game
2021	Murphy	16-2	Ray Gutierrez	Big Smoky Mountain	Torin Rogers, Murphy

*Cancelled State Championship Games (COVID-19 Pandemic) Co-Champions declared by NCHSAA Board of Directors

DISCONNECT & DRIVE



LEARN MORE & TAKE THE PLEDGE @

DisconnectAndDrive.com

PUT DOWN THE PHONE



TALK IT OUT COACH PLEDGE CARD

TALKITOUTNC.ORG

I PLEDGE TO **TALK IT OUT** START THE CONVERSATION.
STOP UNDERAGE DRINKING.

- ☐ I will create a supportive team environment that encourages athletes to avoid alcohol.
- ☐ I promise to be supportive when one of my players needs help or has a problem related to alcohol.
- ☐ I agree to opt-in to receive tips, information, and updates from Talk it Out.
- ☐ I will initiate conversations with my team about underage drinking and how it negatively affects athletic performance.

Signed _____



TALK IT OUT ATHLETE PLEDGE CARD

TALKITOUTNC.ORG

I PLEDGE TO **TALK IT OUT** START THE CONVERSATION.
STOP UNDERAGE DRINKING.

- ☐ I promise to lead by example and avoid underage drinking, to make sure I'm at the top of my game.
- ☐ I will be supportive of other teammates who choose not to drink alcohol.
- ☐ I agree to opt-in to receive tips, information, and updates from Talk it Out.
- ☐ I will have regular conversations with my parents and coaches about not drinking alcohol.

Signed _____



MEN'S EASTERN REGIONAL CHAMPIONS



YEAR	A	AA	AAA	AAAA
1981	Pantego	Bunn	C.E. Jordan	Rocky Mount
1982	John Wilkinson	Union	Warren County	Rocky Mount
1983	Stoneville	Fairmont	Graham	Goldsboro
1984	Cape Hatteras	Hobbs	East Bladen	Ralph L. Fike
1985	Clarkton	Whiteville	West Carteret	E.E. Smith
1986	Currituck	Ayden-Grifton	West Craven	Broughton
1987	North Duplin	Farmville Central	D.H. Conley	Chapel Hill
1988	St. Pauls	Pender	Bartlett Yancey	Richmond Senior
1989	North Duplin	Farmville Central	Southern Alamance	Ralph L. Fike
1990	Bladenboro	Farmville Central	D.H. Conley	Ralph L. Fike
1991	St. Pauls	Ayden-Grifton	Eastern Alamance	East Wake
1992	Bladenboro	Ayden-Grifton	J.M. Morehead	Kinston
1993	Jones	Farmville Central	J.M. Morehead	South View
1994	Williamston	Fairmont	Reidsville	Cary (vacated)
1995	Williamston	Whiteville	Wake Forest-Rolesville	Cary
1996	Roanoke	Southwest Guilford	Walter Williams	Richmond Senior
1997	Roanoke	Wallace-Rose Hill	East Chapel Hill	Richmond Senior
1998	Bunn	Wallace-Rose Hill	Goldsboro	Pine Forest
1999	Bunn	Whiteville	Parkland	E.A. Laney
2000	Midway	Whiteville	Dudley	Seventy-First
2001	Northside	East Bladen	Kinston	Leesville Road
2002	Plymouth	North Pitt	Parkland	Seventy-First
2003	Perquimans	West Columbus	Goldsboro	Lee Senior
2004	Weldon	East Bladen	Dudley	Wakefield
2005	North Johnston	Warren County	Dudley	Westover
2006	Wallace-Rose Hill	Cummings	Dudley	Wakefield
2007	North Edgecombe	Cummings	Kinston	New Hanover
2008	Pamlico	West Bladen	Kinston	Apex
2009	Weldon	Northwood	Northern Guilford (vacated)	Terry Sanford
2010	Goldsboro	Kinston	Rocky Mount	Terry Sanford
2011	Pender	Northwood	South Central	Millbrook
2012	Plymouth	Kinston	Rocky Mount	New Hanover
2013	Rocky Mount Prep	Kinston	J.F. Webb	Broughton
2014	East Carteret	Kinston	Hunt	Apex
2015	East Carteret	Kinston	Terry Sanford	Garner Magnet
2016	Voyager Academy	Farmville Central	Terry Sanford	Cary
2017	Kestrel Heights	Northside-Jacksonville	Eastern Guilford	Leesville Road
2018	Pamlico County	Greene Central	Northside-Jacksonville	Heritage
2019	Henderson Collegiate	Farmville Central	Walter M. Williams	South Central
2020	Henderson Collegiate	Farmville Central	Westover	Lumberton
2021	Wilson Prep	Farmville Central	Northwood	Millbrook
2022	Chatham Charter	Farmville Central	Seventy-First	Panther Creek



MEN'S WESTERN REGIONAL CHAMPIONS



YEAR	A	AA	AAA	AAAA
1981	Tryon	Bandys	R-S Central	Chapel Hill
1982	Tryon	Bandys	Charles D. Owen	Chapel Hill
1983	Cullowhee	West Montgomery	A.L. Brown	Page
1984	Edneyville	West Davidson	West Caldwell	Person
1985	Edneyville	Cherryville	Statesville	Hunter Huss
1986	Orrum	North Rowan	R-S Central	West Charlotte
1987	Hendersonville	Salisbury	North Gaston	North Mecklenburg
1988	Rosman	Lexington	North Surry	A.C. Reynolds
1989	East Montgomery	Bunker Hill	North Surry	Garinger
1990	Hendersonville	Ledford	West Henderson	West Charlotte
1991	Cherokee	Bessemer City	T.C. Roberson	West Charlotte
1992	Hendersonville	Ledford	West Henderson	West Charlotte
1993	Polk County	Monroe	Kings Mountain	Page
1994	Bladenboro	West Caldwell	Parkland	Freedom
1995	Jordan-Matthews	Lexington	T.W. Andrews	Ben L. Smith
1996	Jordan-Matthews	Thomasville	Hickory	Dudley
1997	Hayesville	West Rowan	Hickory	Independence
1998	Thomasville	North Stanly	T.C. Roberson	Freedom
1999	Cummings	West Caldwell	West Rowan	West Charlotte
2000	Thomasville	Northwood	Central Cabarrus	R.J. Reynolds
2001	Cummings	Lexington	T.W. Andrews	R.J. Reynolds
2002	Mount Airy	Cummings	West Rowan	R.J. Reynolds
2003	Thomasville	Reidsville	West Rowan	Zebulon B. Vance
2004	Hayesville	Cummings	Trinity	R.J. Reynolds
2005	Hayesville	Pisgah	Crest	North Mecklenburg
2006	North Stokes	Cummings	Concord	North Mecklenburg
2007	Thomasville	Starmount	Concord	Zebulon B. Vance
2008	Winston-Salem Prep	Pisgah	Trinity	East Mecklenburg
2009	Bishop McGuinness	Shelby	Forestview	Mount Tabor
2010	Monroe	West Caldwell	Concord	Lake Norman
2011	North Rowan	East Rutherford	Hunter Huss	West Charlotte
2012	Winston-Salem Prep	Cuthbertson	Hickory	West Charlotte
2013	Winston-Salem Prep	Cuthbertson	Statesville	Olympic
2014	Winston-Salem Prep	North Rowan	Freedom	Lake Norman
2015	Winston-Salem Prep	East Lincoln	Ashbrook	Ardrey Kell
2016	Winston-Salem Prep	East Lincoln	Jay M. Robinson	Charlotte Catholic
2017	Lincoln Charter	North Surry	Cox Mill	Southwest Guilford
2018	Winston-Salem Prep	Forest Hills	Cox Mill	Independence
2019	Bishop McGuinness	Forest Hills	Southwest Guilford	West Charlotte
2020	Winston-Salem Prep	Shelby	Freedom	North Mecklenburg
2021	Lincoln Charter	Hendersonville	Weddington	Ardrey Kell
2022	Hayesville	J.M. Robinson	West Charlotte	Weddington



MEN'S EASTERN REGIONAL TEAM RECORDS



CLASS	SCHOOL	APP	W	L	%	LAST	CLASS	SCHOOL	APP	W	L	%	LAST
1	Acme-Delco	3	2	3	.400	1991	1,2	Jones	8	3	7	.300	2008
2	Andrews, T.W.	2	0	2	.000	2011	4	Jordan**	2	2	1	.667	1985
4	Apex	2	4	0	1.000	2014	2	Jordan-Matthews	1	0	1	.000	1991
4	Apex Friendship	1	0	1	.000	2021	1	Kenan, James	1	0	1	.000	2002
3	Asheboro	1	0	1	.000	1990	1	Kestrel Heights	2	2	1	.667	2017
4	Athens Drive	3	2	3	.400	1998	4,3, 2	Kinston	18	23	9	.719	2020
1	Aurora	2	0	2	.000	1983	1	Lakewood	1	0	1	.000	1986
2	Aycock, Charles B.	1	0	1	.000	1994	4	Laney	4	2	3	.400	1999
2	Ayden-Grifton	7	8	4	.667	2007	4	Lee	2	2	1	.667	2003
3	Bartlett Yancey	3	3	2	.600	1988	4	Leesville Road	4	5	2	.714	2020
3,4	Beddingfield	7	4	7	.364	2012	1	Lejeune	4	1	4	.200	2006
3	Bertie	1	0	1	.000	2009	2	Louisburg	1	1	1	.500	1984
1	Bladenboro*	2	4	0	1.000	1992	4	Lumberton	2	3	1	.750	2021
4	Broughton	8	6	6	.500	2018	3	Madison-Mayodan*	2	0	2	.000	1987
4	Britt, Jack	1	1	1	.500	2008	1	Manteo	1	1	1	.500	2006
2,1	Bunn	12	11	9	.550	2013	1	Mattamuskeet	4	2	4	.333	1993
1	Camden	6	0	6	.000	2013	1	Maxton	1	0	1	.000	1981
1	Cape Hatteras	2	2	1	.667	1985	2	McMichael, Dalton	1	0	1	.000	2001
1	Cardinal Gibbons	2	0	2	.000	1983	4	Middle Creek	1	0	1	.000	2008
3	Carver	1	0	1	.000	1998	1	Midway	5	4	4	.500	2000
4	Cary	3	6	0	1.000	2016	4	Millbrook	11	8	9	.471	2021
2	Cedar Ridge	1	0	1	.000	2010	3	Morehead, J.M.	2	4	0	1.000	1993
4,3	Chapel Hill*	6	7	3	.700	2011	4	New Bern	1	1	1	.500	1987
1	Chocowinity	2	1	2	.333	1995	4, 3	New Hanover	8	7	6	.538	2018
1	Clarkton**	4	2	3	.400	1986	1	North Duplin	5	5	3	.625	1997
2,4	Clayton	5	1	5	.167	2020	1	North Edgecombe	5	4	4	.500	2020
2	Clinton	5	2	5	.286	2018	1	North Johnston	1	2	0	1.000	2005
1	Columbia	3	2	3	.400	2001	3, 2	North Lenoir	4	0	4	.000	2004
3	Conley, D.H.	6	5	4	.556	2008	2,3	North Pitt	4	2	3	.400	2002
3, 2	Cummings*	7	5	5	.500	2016	3, 1	Northampton-East	2	0	2	.000	2003
1,2	Currituck	6	4	5	.444	1998	1	Northampton-West	3	0	3	.000	1997
1	Dixon	1	1	1	.500	1996	2, 3	Northeast Guilford	2	2	2	.500	2010
3	Dudley*	10	11	6	.647	2009	4, 2	Northeastern	5	3	5	.375	2021
2, 3	East Bladen	6	7	3	.700	2004	3	Northern Guilford	4	3	3	.500	2021
2,1	East Carteret	9	7	5	.583	2021	4	Northern Nash	4	0	4	.000	2019
3	East Chapel Hill	2	3	1	.750	1998	2	Northern Vance	2	0	2	.000	2008
2	East Duplin	1	1	1	.500	2009	1, 2, 3	Northside (Jacksonville)	10	8	7	.533	
4	East Wake	3	2	2	.500	1993	2018						
3	Eastern Alamance	6	5	5	.500	2019	1	Northside (Pinetown)	1	1	1	.500	
3,2	Eastern Guilford	4	3	3	.500	2018	2015						
4	Eastern Wayne	1	0	1	.000	1991	3	Northwest Guilford	1	0	1	.000	1988
2	Enfield	1	0	1	.000	1981	2, 3	Northwood	5	7	2	.778	2021
4	Enloe	4	0	4	.000	2009	2, 3	Orange	3	1	3	.250	2017
2	Fairmont	9	7	7	.500	2018	1	Orrum*	3	3	2	.600	1987
2	Farmville Central	12	17	4	.810	2021	1	Pamlico	6	4	4	.500	2018
3,4	Fike, Ralph L.	6	7	3	.700	1995	1	Pantego	1	2	0	1.000	1981
2	Fuquay-Varina	1	0	1	.000	1987	4	Panther Creek	2	0	2	.000	2014
4	Garner	5	3	4	.429	2018	3	Parkland*	2	4	0	1.000	2002
1	Gates County	1	0	1	.000	1996	2	Pasquotank	1	0	1	.000	2006
3	Glenn	1	1	1	.500	2005	2,3,1	Pender	5	7	3	.700	2011
4,3, 1	Goldsboro	7	10	3	.769	2010	2,1	Perquimans	5	2	4	.333	2010
1	Granville Central	2	0	2	.000	2020	4	Person County*	1	0	2	.000	1986
2	Graham	3	3	2	.600	2007	4	Pinecrest	2	1	2	.333	2021
4	Green Hope	1	0	1	.000	2017	4	Pine Forest	3	2	2	.500	2012
2	Greene Central	5	5	4	.556	2019	1	Plymouth	6	3	5	.375	2014
1	Hallsboro	2	1	2	.333	1992	1	Princeton	1	1	1	.500	1982
3	Havelock	5	2	5	.286	2016	3	Ragsdale	1	0	1	.000	1997
1	Heide Trask	1	0	2	.000	2014	2, 1	Red Springs	2	1	2	.333	2011
1	Henderson Collegiate	3	4	1	.800	2021	3, 2	Reidsville*	8	2	7	.222	2021
3	Hertford County	4	0	4	.000	2019	1	Richlands	1	0	1	.000	1996
4	Heritage	1	2	0	1.000	2018	4	Richmond County	4	7	1	.875	1997
3	High Point Central*	1	0	1	.000	1990	4	Riverside	2	2	2	.500	2010
4	Hillside*	4	0	4	.000	2019	1	Riverside-Martin	3	2	3	.400	2021
1,2	Hobbton	3	2	2	.500	1987	3,1	Roanoke	5	6	3	.667	2000
4	Hoggard	3	0	3	.000	2020	4,3	Rocky Mount	8	10	4	.714	2013
4	Hoke	4	0	4	.000	2012	1	Rocky Mount Prep	3	3	2	.600	2018
2	Holmes, J.A.	3	1	3	.250	2020	4	Rose, J. H.	6	3	6	.333	2005
3	Hunt	5	3	4	.429	2015	1	Roxboro Community	1	0	1	.000	2019
4	Jack Britt	2	1	2	.333	2004	4	Sanderson	3	0	3	.000	2006
4,3	Jacksonville	2	0	2	.000	2005	4, 3	Sanford, Terry	8	9	4	.692	2021



MEN'S EASTERN REGIONAL TEAM RECORDS



CLASS	SCHOOL	APP	W	L	%	LAST	CLASS	SCHOOL	APP	W	L	%	LAST
4	Seventy-First	11	6	9	.400	2019	1	Tar Heel*	2	2	2	.500	2001
4	Smith, E.E.	5	4	4	.500	2000	3	Tarboro	1	1	1	.500	1995
4	Smithfield-Selma	1	0	1	.000	1982	2	Trinity	1	0	1	.000	2014
2	South Brunswick	3	0	3	.000	2009	4	Triton	2	0	2	.000	2012
3, 4	South Central	6	5	4	.556	2019	2	Union	2	2	1	.667	1983
2	South Columbus	2	1	2	.333	2002	2	Vance County	1	0	1	.000	2019
1	South Creek	1	1	1	.500	2016	1	Voyager Academy	3	2	2	.500	2018
2	South Granville	1	1	1	.500	2020	2,3	Wake Forest-Rolesville	8	5	7	.417	
3	South Johnston	1	0	1	.000	2005	1997						
2	South Lenoir	1	0	1	.000	2008	4	Wakefield	5	4	3	.571	2019
1	South Robeson	2	0	2	.000	2009	2, 1	Wallace-Rose Hill	11	10	8	.556	2014
4	South View	3	3	2	.600	2001	3,2	Warren County	6	7	4	.636	2005
1	Southeast Halifax	1	0	1	.000	2016	2	Washington	1	0	1	.000	2021
3	Southern Alamance	1	2	0	1.000	1989	1	Washington County	1	1	1	.500	2019
3	Southern Durham	4	1	4	.200	2020	3	Webb, J.F.	2	3	1	.750	2013
3	Southern Lee	3	0	3	.000	2018	1	Weldon	6	5	4	.556	2015
3	Southern Nash	1	0	1	.000	1998	2	West Bladen	2	2	1	.667	2011
2	Southern Vance	1	0	1	.000	2008	3	West Brunswick	2	0	2	.000	2014
4	Southern Wayne	1	0	1	.000	1982	3	West Carteret	4	4	3	.571	2021
1	Southside	1	0	1	.000	2005	2	West Columbus	3	2	2	.500	2019
2	Southwest Guilford	2	3	1	.750	1997	3	West Craven	5	2	4	.333	2013
2	Southwest Onslow	2	1	2	.333	2014	3	Western Alamance	1	0	1	.000	1988
2	St. Pauls*	7	6	5	.545	2007	3	Western Guilford	3	0	3	.000	1997
1	Stoneville	1	2	0	1.000	1983	4	Westover	3	4	1	.800	2020
4	Swett, Purnell	1	0	1	.000	1996	3	White Oak	3	1	3	.250	2002



MEN'S WESTERN REGIONAL TEAM RECORDS



CLASS	SCHOOL	APP	W	L	%	LAST	CLASS	SCHOOL	APP	W	L	%	LAST
2,1	Albemarle	5	2	5	.286	2015	4	Hoke County	1	0	1	.000	2017
1	Allegheny	1	0	1	.000	2014	4	Hopewell	2	1	2	.333	2009
1	Andrews	4	1	4	.200	2001	4	Hough	1	0	1	.000	2013
3	Andrews, T.W.	5	5	3	.625	2009	4,3, 2	Hunter Huss	9	7	7	.500	2020
3	Anson County	1	1	1	.500	1985	4	Independence	8	5	6	.455	2020
3,4	Ashbrook	6	3	5	.375	2015	4	Jordan, C.E.	1	0	1	.000	2005
4	Ardrey Kell	6	4	4	.500	2021	1,2	Jordan-Matthews	3	5	1	.833	1996
1	Ashe Central	2	1	2	.333	1997	3	Kings Mountain	6	2	5	.286	2004
2	Ashe County	3	0	3	.000	2009	4	Lake Noman	2	4	0	1.000	2014
3	Asheboro	2	1	2	.333	1998	2	Lake Norman Ch.	1	0	1	.000	2016
4	Asheville	3	0	3	.000	2008	2,3	Ledford	3	2	2	.500	2015
2, 1	Avery County	5	1	5	.167	2017	2	Lexington	6	7	3	.700	2015
2	Bandys	5	5	3	.625	1991	1	Lincoln Charter	6	6	4	.600	2021
1,2	Beaver Creek	3	0	3	.000	1988	2,3	Lincolnton	4	4	2	.667	2000
2	Berry Academy	2	0	2	.000	2011	2	Madison	1	1	1	.500	1996
2	Bessemer City	3	3	2	.600	1995	2,1	Maiden	6	3	6	.333	2005
1	Bishop McGuinness	3	4	1	.800	2019	4	McDowell	3	2	3	.400	2007
1	Bladenboro*	1	2	0	1.000	1994	2, 1	Mitchell	3	1	3	.250	2021
2	Brevard	1	0	1	.000	2003	2, 1	Monroe	8	6	5	.545	2012
3	Brown, A.L.	1	2	0	1.000	1983	3	Mooreville	1	0	1	.000	2001
2	Bunker Hill	3	3	2	.600	1989	1, 2	Mount Airy	9	5	8	.385	2021
3	Burns	2	1	2	.333	1995	4, 3	Mount Tabor	6	4	5	.444	2021
4	Butler	4	1	4	.200	2018	2,3, 2	Mountain Heritage	6	1	6	.143	2021
3	Carson, Jesse	1	0	1	.000	2018	1	Mountain Island Ch.	2	0	2	.000	2021
3, 2	Carver	3	2	3	.400	2010	1	Murphy	5	2	5	.286	2011
3	Central Cabarrus	1	2	0	1.000	2000	4	Myers Park	5	1	5	.167	2019
2, 3, 4	Charlotte Catholic	5	2	4	.333	2019	1	Nantahala	1	0	1	.000	2010
1,2	Chatham Central	2	1	2	.333	1993	2	Newton-Conover	1	1	1	.500	1989
1	Chatham Charter	1	1	1	.500	2020	3	North Davidson	1	1	1	.500	1982
1	Cherokee	3	3	2	.600	2016	4, 3	North Forsyth	5	1	5	.167	2014
2,1	Cherryville	10	7	9	.438	2011	3	North Gaston	3	2	2	.500	1994
1	C.S. of Davidson	1	0	1	.000	2019	2	North Henderson	2	1	2	.333	2002
3	Concord	10	9	7	.563	2012	2	North Lincoln	1	1	1	.500	2021
3	Cox Mill	4	5	2	.714	2019	4	North Mecklenburg	12	11	8	.579	2021
4,3	Crest	4	4	3	.571	2021	1	North Moore	4	1	4	.200	1992
1	Cullowhee	6	4	5	.444	1988	2,3,1	North Rowan	8	9	6	.600	2019
1, 2	Cummings*	6	10	2	.833	2005	2	North Stanly	5	3	4	.429	2019
2	Cuthbertson	3	4	1	.800	2015	3,1	North Stokes	2	2	1	.667	2006
4	Davie County	1	0	1	.000	2012	3	North Surry	8	8	5	.615	2017
4	Dudley*	7	3	6	.333	2013	2	North Wilkes	1	0	1	.000	1992
4	East Burke	1	0	1	.000	1998	4	Northwest Guilford	1	0	1	.000	2020
4	East Forsyth	1	1	1	.500	1984	2	Northwood	1	2	0	1.000	2000
2	East Lincoln	7	6	5	.545	2019	4	Olympic	7	3	6	.333	2020
4	East Mecklenburg	4	3	3	.500	2008	1	Orrum*	6	9	2	.818	1987
1	East Montgomery	2	3	1	.750	1991	3,2	Owen, C.D.	4	3	3	.500	1998
3	East Rowan	1	1	1	.500	2005	4	Page	6	6	4	.600	2015
3,2	East Rutherford	7	2	6	.250	2019	3,4	Parkland*	2	2	1	.667	1994
2,1	East Surry	3	1	3	.250	2013	3	Parkwood	3	1	3	.250	2006
1	East Wilkes	2	0	2	.000	1992	4	Person County*	3	2	2	.500	2003
1	Edneyville	4	5	2	.714	1985	2	Piedmont	1	0	1	.000	1989
1	Elkin	2	0	2	.000	2002	3,2	Pisgah	6	4	4	.500	2014
3	Enka	1	0	1	.000	1984	1	Polk County	3	3	2	.600	2007
3	Erwin, Clyde	1	0	1	.000	2000	4	Reagan, Ronald	1	0	1	.000	2011
3	Foard, Fred T.	1	0	1	.000	2005	4,2	Reidsville*	3	3	1	.750	2003
2	Forbush	1	1	1	.500	2004	3,4	Reynolds, A.C.	2	2	1	.667	1988
2	Forest Hills	7	8	5	.615	2020	4	Reynolds, R. J.	9	10	5	.667	2021
3	Forestview	2	2	1	.667	2009	4	Richmond Senior	1	1	1	.500	2001
4, 3	Freedom	12	10	8	.556	2020	3	Roberson, T.C.	8	7	6	.538	2007
4	Garinger	3	3	2	.600	2004	3	Robinson, J.M.	2	2	1	.667	2017
4	Glenn, Robert B.	2	2	2	.500	2008	4	Rocky River	1	1	1	.500	2018
4	Grimsley	3	0	3	.000	2004	1	Rosman	3	3	2	.600	2006
3	Harding University	1	0	1	.000	2013	3	R-S Central	6	7	4	.636	2001
1	Hayesville	6	4	4	.500	2012	2	Salisbury*	5	4	4	.500	2018
1,2	Hendersonville	11	9	7	.563	2021	3,2	Shelby	16	10	13	.435	2021
3	Hibriten	1	1	1	.500	2010	4	Smith, Ben L.	3	3	2	.600	2020
3	Hickory	11	8	9	.471	2018	2	Smoky Mountain	4	3	4	.429	2015
3	High Point Central*	1	0	1	.000	1997	4	South Mecklenburg	3	2	2	.500	2021
1	Highland Tech	1	0	1	.000	2012	1	South Robeson	1	0	1	.000	1997
4	Hillside*	1	0	1	.000	1997	1	South Stokes	1	0	1	.000	2009
1	Hiwassee Dam	5	1	5	.167	2006	2, 4	Southwest Guilford	4	4	2	.667	2019



MEN'S WESTERN REGIONAL TEAM RECORDS



CLASS	SCHOOL	APP	W	L	%	LAST	CLASS	SCHOOL	APP	W	L	%	LAST
1	St. Pauls*	1	0	1	.000	1987	4	Chambers (Vance)	6	6	4	.600	2008
3	St. Stephens	1	0	1	.000	2001	3	Weddington	4	3	3	.500	2021
2, 1	Starmount	8	2	7	.222	2018	2,3, 2	West Caldwell	1	10	7	.588	2010
3,2	Statesville	6	6	4	.600	2013	4	West Charlotte	18	18	12	.600	2019
1	Surry Central	1	0	1	.000	2004	1,2	West Davidson	4	4	3	.571	1995
1	Swain County	1	0	1	.000	1996	4	West Forsyth	7	5	7	.417	2017
2	Sylva-Webster	1	0	1	.000	1985	3,2	West Henderson	4	2	3	.400	2007
1	Tar Heel*	1	0	1	.000	1997	2	West Montgomery	3	3	2	.600	1994
2,1	Thomasville	11	16	5	.762	2008	2,3	West Rowan	15	11	11	.500	2021
3,2	Trinity	4	4	2	.667	2013	2	West Stanly	1	0	1	.000	1999
1	Tryon	5	4	4	.500	1989	2	West Stokes	2	0	2	.000	2020
2, 3	Union Pines	2	1	2	.333	2003	3	Wilkes Central	1	0	1	.000	1987



BE THE COACH THEY NEED YOU TO BE ON AND OFF THE FIELD

Learn more about how underage drinking
affects athletic performance at
TalkItOutNC.org.

TAKE THE COACH PLEDGE



TAKE THE PLEDGE.
STOP UNDERAGE DRINKING.



SOUTHERN

RECOGNITION INC.

SOUTHERN RECOGNITION, INC. IS A PREMIER, FULL-SERVICE MANUFACTURER, AND SUPPLIER OF CHAMPIONSHIP RINGS AND A MULTI-GENERATION FAMILY BUSINESS WITH MORE THAN 100 YEARS OF HISTORY. BASED IN RALEIGH, NORTH CAROLINA, THE COMPANY HAS VIRTUALLY UNLIMITED MANUFACTURING AND CUSTOMIZATION CAPABILITIES, ENSURING THAT NO MATTER YOUR TEAM'S BUDGET OR STYLISTIC CHOICES, THEIR STAFF CAN PROVIDE A CHAMPIONSHIP MEMENTO THAT WILL LAST A LIFETIME.





WOMEN'S EASTERN REGIONAL CHAMPIONS



YEAR	A	AA	AAA	AAAA
1981	Chocowinity	Louisburg	SouthWest Edgecombe	Cary
1982	Chocowinity	Union	SouthWest Edgecombe	Goldsboro
1983	Eastern NC School for Deaf	Orrum	D.H. Conley	Broughton
1984	Orrum	South Robeson	SouthWest Edgecombe	Reid Ross
1985	Orrum	South Robeson	Farmville Central	Broughton
1986	Princeton	South Robeson	SouthWest Edgecombe	Pine Forest
1987	Gates County	Clinton	Trinity	Westover
1988	Hobbs	Clinton	Trinity	Vance
1989	Chocowinity	Clinton	D.H. Conley	Richmond Senior
1990	Tabor City	Clinton	Tarboro	Broughton
1991	Tabor City	East Duplin	Harnett Central	Pinecrest
1992	Midway	Farmville Central	High Point Central	Pinecrest
1993	Mattamuskeet	Franklin	High Point Central	Cary
1994	Lakewood	Western Guilford	West Carteret	Terry Sanford
1995	Williamston	Southwest Guilford	SouthWest Edgecombe	Person
1996	Roanoke	Northside	SouthWest Edgecombe	Terry Sanford
1997	Union	St. Pauls	Ralph L. Fike	East Wake
1998	Union	East Duplin	Ralph L. Fike	Northern Nash
1999	Red Springs	St. Pauls	John M. Morehead	Southeast Raleigh
2000	Roanoke	Western Alamance	Carver	Terry Sanford
2001	Perquimans	Eastern Alamance	Carver	East Wake
2002	Midway	Tarboro	Rockingham County	Lumberton
2003	Farmville Central	Red Springs	Rockingham County	Seventy-First
2004	Farmville Central	Southern Vance	Southern Durham	Seventy-First
2005	Weldon	SouthWest Edgecombe	High Point Central	Broughton
2006	Southeast Halifax	Farmville Central	Beddingfield	Apex
2007	East Bladen	Graham	SouthWest Edgecombe	South View
2008	Pender	Graham	Beddingfield	Westover
2009	East Bladen	Graham	Dudley	Hillside
2010	Williamston	East Bladen	South Central	Green Hope
2011	Southwest Onslow	East Bladen	South Central	Millbrook
2012	Southside	Wilkes Central	Walter Williams	Millbrook
2013	River Mill Academy	Kinston	Chapel Hill	Millbrook
2014	Riverside (Martin)	T.W. Andrews	Chapel Hill	Southeast Raleigh
2015	Riverside (Martin)	Kinston	Chapel Hill	Southeast Raleigh
2016	Plymouth	North Pitt	Northern Guilford	Millbrook
2017	Pamlico County	Clinton	Northern Guilford	Southeast Raleigh
2018	Pamlico County	North Pitt	Jacksonville	Southeast Raleigh
2019	Pamlico County	Farmville Central	Southeast Guilford	Southeast Raleigh
2020	Weldon	Farmville Central	E.E. Smith	Southeast Raleigh
2021	Princeton	Farmville Central	Asheboro	Garner
2022	Bertie	Farmville Central	Northwood	Apex Friendship



WOMEN'S WESTERN REGIONAL CHAMPIONS



YEAR	A	AA	AAA	AAAA
1981	Hiwassee Dam	Bandys	Mountain Heritage	Chapel Hill
1982	Hiwassee Dam	Bandys	Crest	Page
1983	Hiwassee Dam	Parkwood	Enka	Hunter Huss
1984	Edneyville	Southwest Guilford	North Iredell	Ben L. Smith
1985	Edneyville	Southwest Guilford	West Caldwell	High Point Central
1986	Chatham Central	West Davidson	West Caldwell	North Mecklenburg
1987	Hendersonville	Bandys	North Iredell	Asheville
1988	Hayesville	Bandys	East Henderson	Freedom
1989	Hayesville	Bunker Hill	Pisgah	Freedom
1990	Hayesville	Newton-Conover	North Iredell	A.C. Reynolds
1991	Hayesville	Madison	West Henderson	McDowell
1992	Hayesville	Newton-Conover	Fred T. Foard	Hickory
1993	Hayesville	Monroe	North Iredell	Freedom
1994	Murphy	Bandys	Smoky Mountain	Freedom
1995	Murphy	Ledford	Hickory	Freedom
1996	Cherokee	Mitchell	North Buncombe	Hillside
1997	Murphy	Ledford	High Point Central	North Forsyth
1998	Cherokee	Ledford	Hickory	McDowell
1999	Chatham Central	High Point Central	Hickory	McDowell
2000	Chatham Central	Ledford	East Henderson	A.C. Reynolds
2001	East Surry	High Point Central	T.W. Andrews	Lumberton
2002	Thomasville	Ledford	High Point Central	Freedom
2003	Thomasville	Mitchell	Asheville	Vance
2004	Thomasville	Salisbury	Asheville	McDowell
2005	Thomasville	East Rutherford	Asheville	Northern Durham
2006	Bishop McGuinness	Salisbury	Fred T. Foard	South Mecklenburg
2007	Bishop McGuinness	Smoky Mountain	Carver	Grimsley
2008	Bishop McGuinness	East Davidson	Concord	West Charlotte
2009	Bishop McGuinness	Salisbury	Forestview	West Charlotte
2010	Bishop McGuinness	Salisbury	Forestview	David Butler
2011	Bishop McGuinness	Salisbury	Hickory	Southwest Guilford
2012	Bishop McGuinness	Jordan-Matthews	Harding University	West Forsyth
2013	Bishop McGuinness	Pisgah	Harding University	Page
2014	Bishop McGuinness	Bandys	Hickory	Myers Park
2015	Winston-Salem Prep	Wilkes Central	Hickory	Myers Park
2016	Winston-Salem Prep	East Davidson	Freedom	Northwest Guilford
2017	Mount Airy	North Surry	Hickory Ridge	Northwest Guilford
2018	Mount Airy	North Wilkes	Northern Guilford	Northwest Guilford
2019	East Surry	Mountain Heritage	Cuthbertson	West Forsyth
2020	Murphy	Newton-Conover	Southeast Guilford	Zebulon B. Vance
2021	Murphy	Shelby	Carson	Zebulon B. Vance
2022	Bishop McGuinness	Salisbury	Enka	Julius Chambers



WOMEN'S EASTERN REGIONAL TEAM RECORDS



CLASS	SCHOOL	APP	W	L	%	LAST	CLASS	SCHOOL	APP	W	L	%	LAST
3	Andrews, T.W.*	5	3	4	.429	2016	4,3,2	Kinston	12	7	10	.412	2020
3,4	Apex	6	6	5	.545	2006	1	Lakewood	4	3	3	.500	2012
4	Apex Friendship	2	0	2	.000	2021	4	Laney	5	2	5	.286	2019
3	Asheboro	2	2	1	.667	2021	2	Ledford	1	0	1	.000	2019
4	Ashley	2	1	2	.333	2021	4	Lee Senior	2	1	2	.333	2003
4	Athens Drive	2	0	2	.000	2015	4	Leesville Road	1	0	1	.000	1996
3	Aycock, Charles B.	2	1	2	.333	2002	1	Lejeune	2	1	2	.333	2013
3	Bartlett Yancey	4	1	4	.200	2017	2	Louisburg	2	2	1	.667	2005
1	Bath	1	0	1	.000	1985	4	Lumberton	3	2	2	.500	2017
1	Bear Grass	1	0	1	.000	1990	1	Manteo	1	0	1	.000	2009
3	Beddingfield	7	5	5	.500	2009	1	Mattamuskeet	3	2	2	.500	1998
3, 2	Bertie	5	2	5	.286	2017	3	McMichael	2	1	2	.333	2021
1	Bishop McGuinness*	1	1	1	.500	2020	1	Midway	5	5	3	.625	2002
4	Broughton	7	8	3	.727	2015	4	Millbrook	10	10	6	.625	2021
2	Bunn	4	0	4	.000	2013	3	Morehead, John M.	2	2	1	.667	1999
1	Camden	2	2	2	.500	1998	2	Murfreesboro	1	1	1	.500	1985
4	Cape Fear	1	0	1	.000	1989	3	Nash Central	1	0	1	.000	2006
1	Cape Hatteras	3	0	3	.000	2018	2	NSSM	2	0	2	.000	2019
1	Cardinal Gibbons	1	0	1	.000	2008	4	New Hanover	2	0	2	.000	2017
3	Carver	3	5	1	.833	2002	1	North Brunswick	2	0	2	.000	2003
4	Cary	6	8	4	.667	2019	1	North Duplin	1	1	1	.500	1990
3,4	Chapel Hill	8	8	5	.615	2015	1	North Edgecombe	1	0	1	.000	1997
1	Chatham Central	1	0	1	.000	2019	2,1	North Johnston	5	1	5	.167	2005
1	Chocowinity	7	7	4	.636	1990	2	North Lenoir	1	0	1	.000	2020
2, 4	Clayton	2	0	2	.000	2010	2	North Pitt	5	5	3	.625	2018
2	Clinton	7	11	2	.846	2017	1,2	Northampton-East	3	2	3	.400	1994
3	Conley, D.H.	5	4	3	.571	2020	1	Northampton Co.	1	0	1	.000	2018
2	Croatan	1	0	1	.000	2021	3	Northeast Guilford	3	0	3	.000	2013
2	Cummings	1	1	1	.500	2010	4	Northern Durham	4	0	4	.000	2011
1	Currituck	1	0	1	.000	1991	3	Northern Guilford	2	4	0	1.000	2017
1	Dixon	2	0	2	.000	1993	4,3	Northern Nash	4	4	3	.571	2014
4	Douglas Byrd	1	1	1	.500	1991	2	Northside-Jax	6	2	6	.250	2017
3	Dudley, James B.	5	5	4	.556	2009	1	Northside-Pinetown	1	1	1	.500	2021
2,3,1,2	East Bladen	12	12	8	.600	2016	3	Northwest Guilford	2	0	2	.000	1997
2	East Burke	1	0	1	.000	2012	2	Northwest Halifax	1	0	1	.000	2001
2,3, 1	East Carteret	7	1	7	.125	2021	2, 3	Northwood	3	1	3	.250	2021
3	East Chapel Hill	1	0	1	.000	2004	4, 2	Orange	3	0	3	.000	2009
1	East Columbus	3	0	3	.000	2014	1	Orrum*	4	7	1	.875	1985
2,3	East Duplin	12	8	10	.444	2018	1	Pamlico	8	6	5	.545	2019
4	East Wake	4	5	2	.714	2002	1	Pender	2	3	1	.750	2008
2, 3	Eastern Alamance	7	3	6	.333	2021	1	Perquimans	3	3	2	.600	2001
2	Eastern Guilford	1	0	1	.000	2006	4,3	Person	2	2	1	.667	2021
1	E. NC School for Deaf	2	2	1	.667	1983	4	Pine Forest	3	2	2	.500	1993
3	Eastern Wayne	2	0	2	.000	2015	4	Pinecrest*	5	5	3	.625	1997
4	Enloe	1	1	1	.500	2010	1	Plymouth	3	2	2	.500	2017
2	Fairmont	3	0	3	.000	2007	1	Princeton	8	7	6	.538	2021
2, 1	Farmville Central	11	17	3	.850	2021	1	Prospect	1	0	1	.000	1981
3,4	Fike	6	5	4	.556	2001	2	Randleman	2	0	2	.000	2021
2	First Flight	2	0	2	.000	2008	1, 2	Red Springs*	8	9	6	.600	2008
2	Franklinton	5	3	4	.429	2004	4	Reid Ross	1	2	0	1.000	1984
3	Fuquay-Varina	2	0	2	.000	1998	1, 2	Richlands	3	0	3	.000	2018
4	Garner	1	2	0	1.000	2021	4	Richmond Senior*	1	2	0	1.000	1989
1	Gates County	2	3	1	.750	1987	1	River Mill Academy	2	2	1	.667	2013
4, 3,1	Goldsboro	11	7	10	.412	2012	1	Riverside-Martin	4	4	2	.667	2017
2	Graham	4	7	2	.778	2013	1	Roanoke	6	6	4	.600	2002
4	Green Hope	3	2	2	.500	2018	2	Roanoke Rapids	1	0	1	.000	1998
1	Hallsboro	1	0	1	.000	1987	3	Rockingham County	8	5	6	.455	2017
3	Harnett Central	3	2	2	.500	1991	4	Rocky Mount	6	2	6	.250	2017
3	Havelock	2	1	2	.333	2018	1	Rosewood	4	3	4	.429	2016
4	Heritage	1	0	1	.000	2018	1	Roxboro Community	3	2	3	.400	2017
3	High Point Central*	6	8	3	.727	2005	4	Sanderson, Jesse O.	3	2	3	.400	2012
4, 3, 4, 3	Hillside*	8	5	7	.417	2019	4	Sanford, Terry	8	6	5	.545	2016
1,2	Hobbtton	4	2	3	.400	1989	4	Seventy-First	5	4	4	.500	2013
4	Hoggard	8	2	8	.200	2015	3	Smith, Ben L.*	1	0	1	.000	2000
4	Hoke County*	1	0	1	.000	1985	4,3	Smith, E.E.	5	4	4	.500	2020
2,1	Holmes	4	1	4	.200	2020	4	Smithfield-Selma	2	0	2	.000	1990
3	Hunt	1	0	1	.000	2020	3	South Central	6	6	3	.667	2011
4,3	Jacksonville	7	4	6	.400	2020	3	South Johnston	1	0	1	.000	1995
1,2	James Kenan	4	1	4	.200	2002	2, 1	South Robeson	4	4	2	.667	2011
2	Jordan-Matthews	1	1	1	.500	2013	4	South View	5	3	4	.429	2012



WOMEN'S EASTERN REGIONAL TEAM RECORDS

CLASS	SCHOOL	APP	W	L	%	LAST	CLASS	SCHOOL	APP	W	L	%	LAST
3	Southeast Guilford*	5	3	4	.429	2019	2,3	Wake Forest-Roles.	6	3	6	.333	2002
2,1	Southeast Halifax	4	2	3	.400	2012	4	Wakefield	2	1	2	.333	2019
4	Southeast Raleigh	14	17	7	.708	2020	2, 1	Wallace-Rose Hill	2	1	2	.333	2006
3	Southern Alamance	1	0	1	.000	1986	3	Walter Williams	3	2	3	.400	2012
3	Southern Durham	2	3	1	.750	2004	3	Warren County	1	0	1	.000	1983
2	Southern Vance	1	2	0	1.000	2004	3	Washington	1	1	1	.500	1986
1	Southside	3	1	3	.250	2021	1,3, 1	Weldon	12	9	3	.750	2020
3,2	SW Edgecombe	11	17	3	.850	2007	2	West Brunswick	1	0	1	.000	2001
2	Southwest Guilford*	3	4	2	.667	1997	3	West Carteret	3	3	2	.600	1996
1,2,1	Southwest Onslow	5	3	4	.429	2011	2	West Columbus	1	1	1	.500	1987
2	SW Randolph*	3	0	3	.000	1993	3	West Craven	4	3	4	.429	2014
1,2	St. Pauls	5	6	3	.667	2000	2, 3	Western Alamance	2	2	1	.667	2000
1	Swansboro	0	1	2	.333	1993	2,3	Western Guilford	4	4	3	.571	1996
1	Tabor City	2	4	0	1.000	1991	3	Western Harnett	1	0	1	.000	2006
2, 3	Tarboro	5	5	3	.625	2003	4, 3	Westover	6	7	4	.636	2010
3	Trinity	2	4	0	1.000	1988	3	White Oak	1	0	1	.000	1999
1,2	Union	7	6	4	.600	2000	2	Whiteville	4	2	4	.333	2007
2, 3	Union Pines*	3	0	3	.000	2011	2	Wilkes Central	1	1	1	.500	2012
4	Vance*	4	2	3	.400	1988	1	Wilkinson, John	6	2	6	.250	1986
1	Vance Charter	1	0	1	.000	2020	1	Williamston	3	4	1	.800	2010



WOMEN'S WESTERN REGIONAL TEAM RECORDS

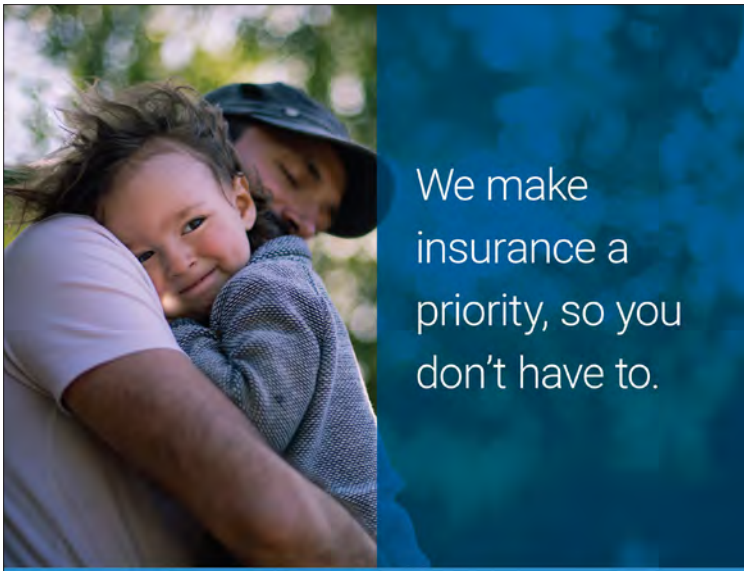


CLASS	SCHOOL	APP	W	L	%	LAST	CLASS	SCHOOL	APP	W	L	%	LAST
2	Albemarle	2	0	2	.000	2015	4	Hunter Huss	2	2	1	.667	1988
4	Alexander Central	1	0	1	.000	2012	4	Independence	2	0	2	.000	2021
1	Alleghany	2	1	2	.333	2020	1	Jordan-Matthews	3	2	2	.500	2012
4,3,2	Andrews, T. W.*	4	3	4	.429	2014	4	Lake Norman	1	0	1	.000	2010
4	Ardrey Kell	5	1	5	.167	2018	1	Lake Norman Ch.	1	0	1	.000	2013
4	Ashbrook	5	3	5	.375	2018	2,3	Ledford	12	12	7	.632	2018
2	Ashe Central	1	0	1	.000	1985	2	Lexington	1	0	1	.000	1995
3	Asheboro	2	0	2	.000	2019	3,2	Lincolnton	2	0	2	.000	1998
4, 3	Asheville	4	8	0	1.000	2005	4	Lumberton	1	2	0	1.000	2001
1	Atkins	1	1	1	.500	2016	2	Madison	3	4	2	.667	1993
2, 1	Avery County	5	1	5	.167	2019	3	Madison-Mayodan	2	1	2	.333	1983
2	Bandys	20	17	15	.531	2015	4	Mallard Creek	5	4	5	.444	2020
3	Berry Academy	1	0	1	.000	2012	4	McDowell	12	12	8	.600	2010
1	Bishop McGuinness	10	18	1	.947	2021	2, 1	Mitchell	11	10	9	.526	2021
3	Brevard	1	1	1	.500	1990	2	Monroe	3	2	2	.500	1993
4	Brown, A. L.	4	0	4	.000	1985	2, 1	Mount Airy	5	4	3	.571	2018
2	Bunker Hill	5	3	4	.429	2021	4	Mount Tabor	3	0	3	.000	2014
4	Butler, David	4	4	3	.571	2019	2,3	Mountain Heritage	7	6	5	.545	2021
3	Carson, Jesse	2	2	1	.667	2021	1,2,1	Murphy	14	14	9	.609	2021
3	Carver	3	2	2	.500	2007	4	Myers Park	4	4	2	.667	2016
3	Central Cabarrus	1	0	1	.000	2017	2	Newton-Conover	12	13	9	.591	2020
3	Central Davidson	1	0	1	.000	2016	3	North Buncombe	2	2	1	.667	1996
2, 3	Charlotte Catholic	2	0	2	.000	2010	3	North Davidson	1	0	1	.000	1998
3	Chase	2	0	2	.000	1986	4	North Forsyth	4	3	3	.500	1997
1	Chatham Central	9	8	6	.571	2008	2	North Henderson	3	0	3	.000	1998
1	Cherokee	14	7	12	.368	2018	3	North Iredell	10	10	6	.625	2018
1	Cherryville	3	1	3	.250	2005	4	North Mecklenburg	4	3	3	.500	2013
3	Concord	5	3	4	.429	2009	1	North Moore	2	0	2	.000	1990
3,4	Crest	4	3	3	.500	1994	2	North Rowan	1	0	1	.000	1997
3	Cuthbertson	2	2	1	.667	2020	2	North Stanly	3	0	3	.000	2005
4	Davie County	2	0	2	.000	1995	1,2	North Stokes	2	1	2	.333	2002
1	Denton	1	0	1	.000	1988	3	North Surry	3	2	2	.500	2017
4	Dudley	1	0	1	.000	1993	1	North Wilkes	3	2	2	.500	2018
2	East Burke	4	1	4	.200	2020	4	Northern Durham	4	2	3	.400	2005
2	East Davidson	10	6	8	.429	2016	3	Northern Guilford	1	2	0	1.000	2018
4	East Forsyth	3	0	3	.000	2004	1	Northwest Ashe	1	0	1	.000	1989
3	East Henderson	5	6	3	.667	2002	3	Northwest Cabarrus	1	0	1	.000	1993
4	East Mecklenburg	5	1	5	.167	2010	4	Northwest Guilford	7	7	4	.636	2020
2	East Rowan	2	0	2	.000	2004	3	Owen, C.D.	1	0	1	.000	1986
3,2	East Rutherford	4	2	3	.400	2014	4	Page	8	6	6	.500	2013
1	East Surry	9	8	7	.533	2020	2,3	Parkwood	6	4	5	.444	2011
1	East Wilkes	5	3	5	.375	2018	4	Person	1	1	1	.500	1996
2	Eastern Guilford	1	0	1	.000	2004	2	Piedmont	2	0	2	.000	1992
3	Eastern Randolph	1	0	1	.000	2007	4	Pinecrest*	1	0	1	.000	1994
1	Edneyville	4	6	2	.750	1987	3,2	Pisgah	3	5	1	.833	2014
1	Elkin	2	0	2	.000	1995	1	Polk County	3	1	3	.250	1985
3	Enka	3	2	2	.500	2021	4	Porter Ridge	1	1	1	.500	2013
3	Erwin, Clyde	5	2	5	.286	2015	4	Providence	3	1	3	.250	2021
3	Foard, Fred T.	7	7	5	.583	2006	4	Ragsdale	1	0	1	.000	2019
2	Forbush	2	1	2	.333	2020	2	Randleman	1	0	1	.000	1996
2	Forest Hills	1	1	1	.500	1998	1	Red Springs*	2	1	2	.333	1997
3	Forestview	4	5	2	.714	2010	4	Reynolds, A. C.	4	6	2	.750	2004
3, 2	Franklin	3	1	4	.200	2014	4	Renolds, R. J.	2	0	2	.000	2017
4, 3	Freedom	20	21	13	.618	2021	4	Richmond Senior*	2	1	2	.333	1999
4	Glenn, Robert B.	1	0	1	.000	1991	1	River Mill	2	1	2	.333	2012
1	Graham	1	0	1	.000	1998	4	Riverside	2	0	2	.000	2014
1	Gray Stone Day	1	0	1	.000	2017	1	Robbinsville	8	0	8	.000	2021
4	Grimsley	2	2	1	.667	2008	3	Roberson, T.C.	6	4	5	.444	2009
4,3	Harding	5	5	3	.625	2013	3	Rockingham County	1	0	1	.000	2018
1	Hayesville	9	14	3	.824	2014	1	Rosman	4	2	4	.333	2007
1	Hendersonville	7	4	6	.400	2006	3	R-S Central	4	1	4	.200	2016
3	Hickory	18	23	11	.676	2021	3,2	Salisbury	12	13	7	.650	2020
3	Hickory Ridge	1	2	0	1.000	2017	2	Shelby	2	2	1	.667	2021
3,2,4	High Point Central*	10	11	6	.647	2006	4	Smith, Ben L.*	1	2	0	1.000	1984
1	Highlands	1	1	1	.500	1983	3,2	Smoky Mountain	8	7	6	.538	2017
4	Hillside*	2	3	1	.750	2014	3	South Caldwell	3	1	3	.250	2021
1	Hiwassee Dam	12	6	10	.375	2016	1	South Davidson	4	1	4	.200	2016
4	Hoke County*	1	0	1	.000	2001	3	South Iredell	1	0	1	.000	1991
4	Hopewell	1	0	1	.000	2011	4	South Mecklenburg	3	3	2	.600	2006



WOMEN'S WESTERN REGIONAL TEAM RECORDS

CLASS	SCHOOL	APP	W	L	%	LAST	CLASS	SCHOOL	APP	W	L	%	LAST
4	South Rowan	2	0	2	.000	1991	4	Vance*	4	6	1	.857	2021
1	South Stanly	2	0	2	.000	1996	3,4	Watauga	2	0	2	.000	1997
4,3	Southeast Guilford*	3	2	2	.500	2020	3	Weddington	4	1	4	.200	2016
2,4	Southwest Guilford*	7	7	4	.636	2016	2,3	West Caldwell	7	7	5	.583	2004
2	SW Randolph*	2	0	2	.000	2006	4	West Charlotte	9	7	7	.500	2009
3	St. Stephens	1	0	1	.000	1988	2	West Davidson	2	2	1	.667	1987
3	Statesville	5	2	5	.286	2009	4	West Forsyth	4	4	2	.667	2019
3	Sun Valley	1	0	1	.000	1996	3	West Henderson	3	3	2	.600	1991
2	Sylva-Webster	2	0	2	.000	1984	4	West Mecklenburg	2	1	2	.333	1990
3,1,2	Thomasville	9	11	5	.688	2013	3	West Rowan	3	1	3	.250	2005
1	Tryon	1	0	1	.000	1982	2	West Stanly	2	0	2	.000	1993
3	Tuscola	1	1	1	.500	2013	2	West Stokes	1	1	1	.500	2021
1	Union Academy	1	0	1	.000	2019	3	Wilkes Central	3	2	2	.500	2018
2, 3	Union Pines	3	2	3	.400	2014	1	Winston-Salem Prep	3	4	1	.800	2016



We make
insurance a
priority, so you
don't have to.

We understand you have more important things to take care of in life than comparing insurance plans. That's why at McGriff, we streamline the process by listening to your needs and tailoring policies specifically to you.
McGriff.com



Dan Nunnery, Sr. V.P., Educational Risk
864-297-4444 | DNunnery@McGriff.com
Endorsed by the NCHSAA and the NCADA

© 2021 McGriff Insurance Services, Inc. All rights reserved. McGriff Insurance Services, Inc. is a subsidiary of Trust Insurance Holdings, Inc.




TROPHIES - PLAQUES - AWARDS

150 Annaron Court
Raleigh, NC 27603

919.828.2887
919.829.5721 FAX
www.mortstrophies.com
sales@mortstrophies.com

*The preferred awards provider of the NCHSAA
now offers student-athletes the opportunity
to have their own smaller version
of their team's championship trophy.*



Approx 8.5", \$35 each + S&H

Contact us today!

#BUCKLEUP

Click It or Ticket

\$179 fine

Buckle Up or Pay Up

CLICK IT
OR TICKET



MEN'S EASTERN REGIONAL RECORDS



TEAM

Most points, game:	104, Raleigh Millbrook vs. Seventy-First	'15 4-A semi
	99, Fayetteville Westover vs. New Hanover	'05 4-A final
	97, Eden Morehead vs. North Lenoir	'93 3-A semi
Most points, losing team:	93, North Lenoir vs. Eden Morehead	'93 3-A final
Most points, two teams:	190, Eden Morehead (97), North Lenoir (93)	'93 3-A semi
Fewest points, one team:	21, East Duplin vs. Northwood	'09 2-A final
Fewest points, both teams:	70, Terry Sanford (36), Jack Britt (34)	'09 4-A final
Longest game:	40T, Southwest Guilford 70, Ayden-Grifton 69	'96 2-A semi
	30T, White Oak 81, Wake Forest-Rolesville 79	'97 3-A semi
	53, Millbrook vs. Seventy-First	'15 4-A semi
Most free throws attempted, One team:		
Most free throws attempted, Both teams:	100, Millbrook (53) vs. Seventy-First (47)	'15 4-A semi

INDIVIDUAL SCORING

46	Harry Burrus	Mattamuskeet vs. Acme-Delco	'84 1-A semi
42	Bradley Blue	Midway vs. Pamlico	'00 1-A semi
41	Joseph Thompson	Whiteville vs. North Lenoir	'03 2-A semi
40	Eric Maynor	Westover vs. New Hanover	'05 4-A final
40	Eric Hicks	Greensboro Dudley vs. Winston-Salem Parkland	'02 3-A final
40	David Gray	Garner vs. Pine Forest	'98 4-A semi
39	Dominique Graves	Eastern Guilford vs. Northside-Jacksonville	'18 4A Final
37	Tashawn Mabry	Rocky Mount vs. NE Guilford	'10 3-A semi
37	William Massenburg	Wake Forest-Rolesville vs. Ayden-Grifton	'86 2-A semi
36	Eric Hicks	Greensboro Dudley vs. Jacksonville White Oak	'02 3-A semi
36	Gary Clark	Clayton vs. Apex	'14 4-A semi
35	Chris Wilson	Terry Sanford vs. New Hanover	'10 4-A semi
34	Tony Dawson	Kinston vs. Wilmington Laney	'85 4-A semi
34	Marvin Smith	Ayden-Grifton vs. Whiteville	'86 2-A final
34	Travis Parker	North Pitt vs East Bladen	'02 2-A semi
34	Ray Bristow	Winston-Salem Parkland vs. Greensboro Dudley	'02 3-A final
33	David Shaffer	Durham Jordan vs. Burlington Cummings	'81 3-A final
33	Gary Mattison	Raleigh Broughton vs. Wilson Beddingfield	'86 4-A semi
33	Robert Brickey	Fayetteville E.E. Smith vs. Kinston	'85 4-A final
33	William Jones	Cape Hatteras vs. Acme-Delco	'84 1-A final
33	Brandon Cater	Plymouth vs. Wallace-Rose Hill	'03 1-A semi
33	Carl McCray	Plymouth vs. Rocky Mount Prep	'12 1-A final

REBOUNDING

30	Harry Burrus	Mattamuskeet vs. Acme-Delco	'84 1-A semi
----	--------------	-----------------------------	--------------

FIELD GOALS MADE

21	Harry Burrus	Mattamuskeet vs. Acme-Delco	'84 1-A semi
----	--------------	-----------------------------	--------------

FREE THROWS

Game: 17 of 19,	Jacque Brown (East Carteret) vs. Weldon	'15 1-A semi
16 of 21,	Eric Hicks (Greensboro Dudley) vs. Parkland	'02 3-A final
14 of 15,	Tashawn Mabry (Rocky mount) vs. NE Guilford	'10 3-A semi
14 of 15,	Devonte Graham (Broughton) vs. Seventy-First	'13 4-A final
13 of 14,	Chris Wilson (Terry Sanford) vs. New Hanover	'10 4-A semi



WOMEN'S EASTERN REGIONAL RECORDS



TEAM

TEAM

Most points, game:	95, Roxboro Person vs. Fayetteville Terry Sanford	'95 4-A semi
Most points, two teams:	172, Roxboro Person (95), Terry Sanford (77)	'95 4-A semi
Most points, losing team:	77, Fayetteville Terry Sanford vs. Roxboro Person	'95 4-A semi
Longest game:	20T, Princeton (61), Belhaven Wilkinson (59)	'86 1-A semi
	20T, Chapel Hill (67), Northern Guilford (65)	'13 3-A semi
Fewest points, quarter	0, Southeast Raleigh (30) vs. Terry Sanford (46)	'00 4-A semi
Fewest points, game:	26, Southeast Raleigh vs. Millbrook	'11 4-A semi
Fewest points, two teams:	59, Millbrook (33), Southeast Raleigh (26)	'11 4-A semi

INDIVIDUAL SCORING

52	Shea Ralph	Terry Sanford vs. Person	'95 4-A semi
50	Grace Hunter	Athens Drive vs. Southeast Raleigh	'15 4-A semi
42	Katisha Hyman	Southside vs. Lakewood	'12 1-A final
41	Nyjanique Langley	North Pitt vs. Kinston	'18 2-A final
40	Katie Paschal	Williamston vs. South Robeson	'10 1-A final
40	Kaila Ballard	Gates County vs. Rosewood	'15 1-A semi
38	Jasmine Newkirk	Broughton vs. Westover	'05 4-A semi
36	Joyce Byrd	Apex vs. Tarboro	'84 3-A semi
36	Chatori Major	Lejeune vs. East Columbus	'13 1-A semi
35	Jamie Cherry	West Craven vs. Northern Nash	'14 3-A semi
35	Angela Buie	Lee Senior vs. Wilmington Ashley	'03 4-A semi
33	Bridget Jenkins	SouthWest Edgecombe vs. Northeast Guilford	'82 3-A semi
33	Pam Rawlings	Princeton vs. Orrum	'95 1-A final
32	Kim Taylor	Rocky Mount vs. Goldsboro	'83 4-A semi
32	Lisa Turner	Weldon vs. Harnett Central	'82 3-A semi
32	Tisha Dixon	Kinston vs. Graham	'11 2-A semi

Most field goals:	20, Shea Ralph, Fayetteville Terry Sanford (vs. Person, 1995 4-A final)
Field goal percentage:	81.8, 10 of 11, Jasmine Newkirk, Broughton (vs. Westover, 2005 4-A semifinal)
Free throws made:	21, Nyjanique Langley, North Pitt (vs. Kinston, 2018 2-A final) 16, Katie Paschal, Williamston (vs. South Robeson, 2010 1-A final)
Free throws attempted:	25, Nyjanique Langley, North Pitt (vs. Kinston, 2018 2-A final) 22, Grace Hunter, Athens Drive (vs. Southeast Raleigh, 2015 4-A semifinal) 20, Katie Paschal, Williamston (vs. South Robeson, 2010 1-A final)



MEN'S WESTERN REGIONAL RECORDS



TEAM

Most points, game:	100, Winston-Salem Parkland vs. Concord (94)	'94 3-A final
	100, Kernersville Glenn vs. Hickory (96)	'08 3-A semi
Most points, losing team:	97, North Mecklenburg vs. A.C.Reynolds (98)	'88 4-A semi
Most points, two teams:	196, Glenn 100, Hickory 96	'08 3-A semi
	195, A.C.Reynolds 98, North Mecklenburg 97	'88 4-A semi
Longest game:	three overtimes, Polk 76, East Wilkes 74	'92 1-A semi
	three overtimes, Glenn 100, Hickory 96	'08 3-A semi
Fewest points, one team:	24, Cullowhee vs. Tryon	'82 1-A semi
Fewest points, both teams:	86, Tryon (54), Cullowhee (32)	'82 1-A semi
	86, Jordan-Matthews (47), Murphy (39)	'96 1-A final
	76, Cuthbertson (46), Trinity (30)	'13 2-A final
Most three pointers:	13, Bessemer City vs. Bandys	'90 2-A final
	12, Vance vs. McDowell	'06 4-A final

INDIVIDUAL SCORING

48	Mike Cottrell	Cullowhee vs. Beaver Creek	'86 1-A semi
43	Tarbarac Bell	Cherryville vs. Thomasville	'00 1-A semi
39	Bryant Feggins	Winston-Salem Glenn vs. Garinger	'89 4-A final
39	Trevan Parks	Hickory vs. Glenn	'08 3-A semi
39	Kedrick Flomo	West Forsyth vs. Freedom	'14 3-A final
38	Vernon Odom	Bandys vs. Union Pines	'81 2-A final
37	Scooter Sherrill	West Rowan vs. T.C.Roberson	'99 3-A final
36	John Temple	T.C.Roberson vs. West Rowan	'91 3-A final
36	Willie Smith	Hendersonville vs. Orrum	'86 1-A semi
35	Donte Minter	West Rowan vs. Gastonia Ashbrook	'02 3-A semi
35	Jamie Skeen	North Mecklenburg vs. North Forsyth	'05 4-A semi
35	Jonah Wolfe	Cherokee vs. North Moore	'91 1-A semi
35	Brad Johnson	Charles D. Owen vs. North Gaston	'87 3-A final
35	Quy Johnson	Hendersonville vs. East Montgomery	'91 1-A semi
34	Chris Paul	West Forsyth vs. R.J. Reynolds	'02 4-A final
34	Bobby Moore	North Mecklenburg vs. Greensboro Dudley	'87 4-A semi
34	Andy Wilson	Bandys vs. Starmount	'91 2-A semi
34	Kendall Smith	Glenn vs. Hickory	'08 3-A semi
34	Aaron Toomey	Bishop McGuinness vs. Hendersonville	'09 1-A semi
34	Jarrold Connor	Pisgah vs. Shelby	'08 2-A final
33	Robert Watson	Lexington vs. Cherryville	'87 2-A semi
33	Franklin Bellamy	Statesville vs. Shelby	'89 3-A semi
33	Marcus Allen	North Surry vs. R-S Central	'88 3-A final

REBOUNDING

23	Jackson Simmons	Smoky Mountain vs. Berry Academy	'10 2-A semi
21	Kendall Smith	Glenn vs. Hickory	'08 3-A semi
19	Brent Hughes	North Stokes vs. Hiwassee Dam	'06 1-A semi
17	Demarco Johnson	North Mecklenburg vs. Gastonia Ashbrook	'93 4-A semi
17	Darian Hager	Kings Mountain vs. North Rowan	'90 3-A semi

FREE THROWS

Game:	24 of 25	Andy Wilson (Bandys) vs. Starmount	'91 2-A semi
Quarter:	16 of 17	Andy Wilson (Bandys) vs. Starmount	'91 2-A semi



WOMEN'S WESTERN REGIONAL RECORDS



TEAM

Most points, game:	101, Murphy vs. Chatham Central (60)	'95 1-A final
Most points, two teams:	162, Durham Hillside (84), Roxboro Person (78)	'96 4-A final
Most points, losing team:	78, Roxboro Person vs. Durham Hillside	'96 4-A final
Longest game:	three overtimes, High Point Central 63, Hickory 59	'97 3-A semi
Most three pointers:	11, Murphy vs. Chatham Central	'95 1-A final
Fewest points, quarter:	0, Chatham Central vs. Hiwassee Dam (2nd quarter)	'93 1-A semi
	0, Bandys vs. High Point Central (4th quarter)	'01 2-A semi
	0, Ledford vs. Mitchell (1st quarter)	'03 2-A semi
Fewest points, half:	4, Ledford vs. Mitchell (1st half)	'03 2-A semi
	4, Weddington vs. Hickory (2nd half)	'15 3-A final
Fewest points, one team:	13, Weddington vs. Hickory	'15 3-A final
	24, East Davidson vs. Salisbury	'09 2-A final
Fewest points, two teams:	50, Salisbury (26), East Davidson (24)	'09 2-A final

INDIVIDUAL SCORING-GAME

42	Rachel Camp	East Rutherford vs. Franklin	'14 2-A semi
41	Cetera DeGraffenreid	Smoky Mountain vs. East Davidson	'07 2-A final
39	Sarah Henson	Franklin vs. East Rutherford	'14 2-A semi
39	Stephanie Watts	Weddington vs. Freedom	'15 2-A semi
38	Shannon Smith	Forestview vs. North Iredell	'10 3-A final
38	Leslie Burleson	Mitchell vs. North Rowan	'97 2-A semi
36	Jada Payne	Hickory vs. Parkwood	'11 3-A semi
36	Datishella Byrd	Hickory vs. Statesville	'95 3-A final
36	Javarus Abraham	West Charlotte vs. McDowell	'99 4-A final
35	Ashley Shipp	Page vs. Watauga	'97 4-A semi
34	Datishella Byrd	Hickory vs. High Point Central	'95 3-A semi
34	Tiffany Brown	Parkwood vs. High Point Central	'02 3-A final
34	Andrea Stinson	North Mecklenburg vs. Freedom	'86 4-A final
34	Shannon Smith	Forestview vs. Concord	'09 3-A semi
33	Madi Story	Bandys vs. North Surry	'12 2-A semi
33	Julie Buchanan	Mitchell vs. High Point Central	'00 2-A semi
33	Tisha England	Newton-Conover vs. Bandys	'87 2-A final
33	Andrea Stinson	North Mecklenburg vs. North Forsyth	'86 4-A semi
32	Teshymia Tillman	High Point Central vs. Parkwood	'02 3-A final
32	Jeanne Coker	Hayesville vs. Northwest Ashe	'89 1-A semi
32	Alicia Abernathy	Hickory vs. High Point Central	'97 3-A final
32	Andrea Stinson	North Mecklenburg vs. Henderson Vance	'85 4-A semi

SCORING-HALF

23	Jeanne Coker	Hayesville vs. Northwest Ashe	'89 1-A semi
----	--------------	-------------------------------	--------------

REBOUNDING

23	Rhonda Mapp	Asheville vs. Freedom	'87 4-A final
21	Joda Bonds	Newton-Conover vs. Piedmont	'90 2-A semi

FIELD GOAL SHOOTING

Game: 11 of 12	Lori Reavis	North Iredell vs. Brevard	'90 3-A final
-----------------------	-------------	---------------------------	---------------

THREE POINTERS

Game: 10,	Javarus Abraham	West Charlotte vs. McDowell	'99 4-A final
9,	Leslie Burleson	Mitchell vs. North Rowan	'97 2-A semi
8,	Stephanie Watts,	Weddington vs. Freedom	'15 3-A semi
7,	Lauren Kelley,	East Surry vs. Cherryville	'05 1-A semi
5,	Jennifer Lewis	Madison vs. North Stanly	'91 2-A semi
Half: 9,	Javarus Abraham	West Charlotte vs. McDowell	'99 4-A final



WATCH HIGH SCHOOL SPORTS LIVE ON THE NFHS NETWORK

Stream **LIVE** or
On Demand from any device



Desktop



Mobile



Tablet



Connected Apps



WWW.NFHSNETWORK.COM

SUBSCRIBE | FOLLOW | WATCH