

SPORTS COMMITTEE

Committee Members: Troy Lindsey (Chair), Mark Garrett (Vice Chair), Chad Duncan, Jerome Leathers, Vernon Aldridge, Joe Franks

Staff: Tra Waters and Rhonda Dreibelbis

AGENDA ITEM

RECOMMENDATION

SUPPORTING INFORMATION

1. 2023-2024
Sports Calendar &
Football Calendar

[Attachment S1]

To approve the sports calendar for the 2023-2024 school year and the football calendar for the 2023 & 2024 school years

Rationale: N/A
Budget Impact: N/A
Educational Impact: N/A
Equity Impact: N/A
Effective Date: 2023-24 School Year

2. Basketball Shot
Clock

[Attachment S2]

To approve the adoption of the 35-second shot clock rule in basketball using a 3-year phase in period

See Attachment S2

Rationale: See Attachment S2
Budget Impact: \$3,000 - \$4,000 per school + cost of personnel during each game
Educational Impact: May reduce length of games allowing students to get home earlier from games
Equity Impact: Applies to both boy's and girl's teams
Effective Date: 2023-2024 School Year (Year 1)
2024-2025 School Year (Year 2)
2025-2026 School Year (Year 3)

AGENDA ITEM

3. Dual Team Tennis – Playoff Expansion

[NCTCA]

[Attachment S3]

RECOMMENDATION

Expansion of the dual team playoffs in tennis:

- 64 teams in 3A/4A
- 48 teams in 2A
- 32 teams in 1A (no change)

SUPPORTING INFORMATION

Rationale: This would provide more playoff opportunities for deserving teams and put a percentage of teams in the playoffs similar to other sports

Budget Impact: One additional round of playoffs would require 6 cans of tennis balls and an additional bus trip for away teams

Educational Impact: Minimal impact. Schools with long first-round travel may have to leave school early but in line with other sports

Equity Impact: Applies to both women's and men's tennis

Effective Date: 2023-2024 school year

4. Dual Team Tennis – Partial Teams

[NCTCA]

[Attachment S4]

That dual team tennis matches played against "partial teams" (defined as those with three or fewer players on the roster), nor matches scheduled against schools that do not field a team:

- Not be counted as "wins" or "forfeits" for the opposing school
- Not be included in conference or overall records when assessing playoff qualification
- Not be included in the calculation for the number of automatic berths in the dual team tournament

Rationale: See Attachment S4

Budget Impact: N/A

Educational Impact: N/A

Equity Impact: Applies to both women's and men's tennis

Effective Date: Spring 2023

<p>5. Update NCHSAA Handbook Language in Volleyball</p> <p>[Attachment S5]</p>	<p>To review and adjust NCHSAA Handbook language regarding the current tournament rules & structure in the sport of volleyball</p> <p>See Attachment S5</p>	<p>Rationale: This language clarifies the number of matches that volleyball teams can play in a day and how tournaments need to be conducted to create equitable contests across the state</p> <p>Also alleviates the issue with seeding as MaxPreps does not count tournament matches in the rankings, even if they are 3/5 matches</p> <p>Budget Impact: None</p> <p>Educational Impact: None</p> <p>Equity Impact: None</p> <p>Effective Date: 2023-2024 School Year</p>
<p>6. Golf – Maximum Score on a Hole</p> <p>[NCGCA] [Attachment S6]</p>	<p>To amend current Handbook Policy 4.6.1(n) as follows:</p> <p><i>Maximum Score Rule on a Hole – No student-athlete shall score more than triple bogey on any hole (6 on a par 3; 7 on a par 4; 8 on a par 5) during the regular season. Once a student-athlete has reached this threshold, they shall pick up their ball, record a triple bogey on the scorecard and let the group complete the hole and move onto the next hole.</i></p>	<p>Rationale: Golf courses are private entities and schools are at the mercy of the ownership for golf competitions. Ownership has complained regarding the length of time rounds are taking to complete, in addition to some competitions not being able to finish before sunset. Previous double-par rule has increased playing time for a 9-hole event by an hour</p> <p>Budget Impact: Reduction in expenses by requiring 1 less hour to pay for an activity bus driver</p> <p>Educational Impact: Increase allowable study time by at least 1 hour</p> <p>Equity Impact: Applicable to men’s and women’s golf</p> <p>Effective Date: Spring 2023</p>

7. Golf – State Championship Qualification

[NCGCA]
[Attachment S7]

To adjust the current policy for state championship qualification from the regionals to the following:

- Men’s Golf State Qualifying
 - 3 teams per regional will qualify and will be allowed to take 5 players to the state championship
 - Top 9 individuals that are not on a qualifying team will advance to the state championship
- Women’s Golf State Qualifying
 - 3 teams per regional will qualify and will be allowed to take 5 players to the state championship
 - Top 17 individuals that are not on a qualifying team will advance to the state championship

Rationale: Ensure that teams which make the state championship are allowed to play all 5 players. This will ensure a fair playing field for all the teams at the state championship. It also guarantees that the best individual golfers, not on a qualifying team, earn a spot to compete in the state championship

Budget Impact: N/A

Educational N/A

Impact:

Equity Impact: Applicable to men’s and women’s golf

Effective Date: Spring 2023

8. Union Academy – Wrestling Regional Assignment

[Attachment S8]

To approve the move of Union Academy from the 1A West Region to the 1A East Region for the 2022-23 NCHSAA Individual Wrestling Regional Competition

Rationale: See Attachment S8

Budget Impact: None

Educational None

Impact:

Equity Impact: Applies to both genders

Effective Date: December 1, 2023

9. Officiating

[Attachments S9 & S10]

To review and discuss the proposal submitted by the NCHSAA Ad Hoc Committee on Officiating.

To review and discuss the proposal submitted by the Carolinas Umpire Association.

*****Discussion Only*****

2023-2024 NCHSAA Sports Calendar

FALL 2023

First Practice	Jul. 31
First Contest	Aug. 14

WOMEN'S GOLF

Reporting deadline	Oct. 18; 9pm
Regional	Oct. 23 or 24
State	Oct. 30-31

VOLLEYBALL

Seeding	Oct. 19
1st Round	Oct. 21
2nd Round	Oct. 24
3rd Round	Oct. 26
4th Round	Oct. 28
Regional	Oct. 31
State	Nov. 4

WOMEN'S TENNIS

Individual	
Reporting deadline	Oct. 16; 3pm
Regional	Oct. 20-21
State	Oct. 27-28
Dual Team	
Bracketing	Oct. 16
1st Round	Oct. 18
2nd Round	Oct. 24
3rd Round	Oct. 30
Regional	Nov. 1
State	Nov. 4

CROSS COUNTRY

Reporting deadline	Oct. 21; 11:59 pm
Regional	Oct. 28
State	Nov. 4

MEN'S SOCCER

Seeding	Oct. 27
1st Round	Oct. 30
2nd Round	Nov. 2
3rd Round	Nov. 6
4th Round	Nov. 9
Regional	Nov. 14
State	Nov. 17-18

CHEERLEADING

Invitational	TBD
--------------	-----

FOOTBALL

First Practice	Jul. 31
First Scrimmage	Aug. 9
Week 1	Aug. 18
Week 2	Aug. 25
Week 3	Sept. 1
Week 4	Sept. 8
Week 5	Sept. 15
Week 6	Sept. 22
Week 7	Sept. 29
Week 8	Oct. 6
Week 9	Oct. 13
Week 10	Oct. 20
Week 11	Oct. 27

FOOTBALL PLAYOFFS

Seeding	Oct. 28
1st Round	Nov. 3
2nd Round	Nov. 10
3rd Round	Nov. 17
4th Round	Nov. 24
Regionals	Dec. 1
State	Dec. 8-9

WINTER 2023 - 2024

First Practice (Indoor Track, Swimming & Diving, Wrestling)	Oct. 30
First Contest (Indoor Track, Swimming & Diving, Wrestling)	Nov. 13

INDOOR TRACK

Reporting deadline	Feb. 3; 9pm
State	Feb. 9-10

SWIMMING & DIVING

Reporting deadline	Jan. 27; 11:59pm
Regionals	Feb. 1-3
State	Feb. 7-10

WRESTLING

Dual team	
Bracketing	Jan. 25
1st/2nd	Jan. 27
3rd/Regionals	Jan. 31
State Championship	Feb. 3
Individual	
Women's Reporting deadline	Jan 20; 11:59 pm
Women's Regional	Jan 25
Men's Reporting deadline	Jan 25; 3pm
Indiv/Reg	Feb. 9-10
Indiv/State	Feb. 15-17

BASKETBALL

First Practice	Oct. 30
First Practice (Non-FB)	Oct. 23
First Contest	Nov. 17
First Contest (Non-FB)	Nov. 6
Conference Tournament	Feb. 19-23
Seeding	Feb. 24
1st Round	Feb. 27
2nd Round	Feb. 29
3rd Round	Mar. 2
4th Round	Mar. 5
Regional	Mar. 9
State	Mar. 16

SUMMER DEAD PERIODS 2023

July 3 - 9, 2023
July 17 - 23, 2023

SCHOOL YEAR DEAD PERIODS

July 31 - August 20, 2023
October 30 - November 19, 2023
February 12 - March 3, 2024
Last 5 Student Days of the 1st Semester
Last 10 Student Days of the 2nd Semester

SUMMER DEAD PERIODS 2024

July 1 - 7, 2024
July 15 - 21, 2024

SPRING 2024

First Practice	Feb. 14
First Contest	Feb. 26

MEN'S GOLF

Reporting deadline	May 1, 9pm
Regional	May 6 or 7
State	May 13-14

MEN'S TENNIS

Individual	
Reporting deadline	Apr. 29; 3pm
Regional	May 3-4
State	May 10-11
Dual Team	
Seeding	Apr. 29
1st Round	May 1
2nd Round	May 7
3rd Round	May 13
Regional	May 15
State	May 18

TRACK

Reporting deadline	May 4; 9pm
Regionals	May 10-11
State	May 17-18

LACROSSE

Seeding	Apr. 29
1st Round	May 1
2nd Round	May 4
3rd Round	May 7
4th Round	May 10
Regional	May 14
State	May 17-18

WOMEN'S SOCCER

Seeding	May 10
1st Round	May 13
2nd Round	May 16
3rd Round	May 20
4th Round	May 23
Regional	May 28
State	May 31 - June 1

SOFTBALL

Seeding	May 6
1st Round	May 7
2nd Round	May 10
3rd Round	May 14
4th Round	May 17
Regional	May 21 - 25
State	May 31 - June 1

BASEBALL

Seeding	May 6
1st Round	May 7
2nd Round	May 10
3rd Round	May 14
4th Round	May 17
Regional	May 21 - 25
State	May 31 - June 1

2023 & 2024 NCHSAA Football Calendars

2023

First Practice	Jul. 31
First Scrimmage	Aug. 9
Week 1	Aug. 18
Week 2	Aug. 25
Week 3	Sept. 1
Week 4	Sept. 8
Week 5	Sept. 15
Week 6	Sept. 22
Week 7	Sept. 29
Week 8	Oct. 6
Week 9	Oct. 13
Week 10	Oct. 20
Week 11	Oct. 27
FOOTBALL PLAYOFFS	
Seeding	Oct. 28
1st Round	Nov. 3
2nd Round	Nov. 10
3rd Round	Nov. 17
4th Round	Nov. 24
Regionals	Dec. 1
State	Dec. 8-9

2024

First Practice	Jul. 31
First Scrimmage	Aug. 10
Week 1	Aug. 23
Week 2	Aug. 30
Week 3	Sept. 6
Week 4	Sept. 13
Week 5	Sept. 20
Week 6	Sept. 27
Week 7	Oct. 4
Week 8	Oct. 11
Week 9	Oct. 18
Week 10	Oct. 25
Week 11	Nov. 1
FOOTBALL PLAYOFFS	
Seeding	Nov. 2
1st Round	Nov. 8
2nd Round	Nov. 15
3rd Round	Nov. 22
4th Round	Nov. 29
Regionals	Dec. 6
State	Dec. 13-14

NORTH CAROLINA HIGH SCHOOL ATHLETIC ASSOCIATION

Meeting of the Board of Directors – Agenda Item Submission

Name(s) : Greg Grantham (Ex. Director), Jennifer Baker (President), PJ Lowman (Past President)

School/LEA/Conference/Group: NC Basketball Coaches Association

We/I request that the following item be placed on the agenda for the next meeting of the NCHSAA Board of Directors:

Recommendation/Proposal: (State in detail the recommendation/proposal)

We would like for the Board to approve the adoption of the 35 second shot clock rule in basketball that has previously been approved by the NFHS. We would propose that the adoption be phased in over a 3 year period in order to give all schools ample time to get the clock & equipment purchased & installed. Perhaps in the first year the shot clock could only be used in non-conference games- and only if mutually agreed upon by both teams in advance. In year 2 entire Conferences could be given the option of adopting the shot clock for use in all conference games (but not in Conference Tournament nor State Playoffs). Then in year 3 it would be required in all Varsity games and used in the state playoffs as well. We would recommend the caveat be added to the Shot Clock rule that anytime the mercy rule goes into effect and the game clock is no longer stopped on dead balls, that the shot clock be turned off as well.

- Rationale: (Why should the board consider and possibly pass this recommendation?)

Middle school & High School basketball in the United States are literally the only places in the world that play basketball without a shot clock. Since the NFHS adoption, more and more states are adopting the use of the shot clock, including our neighboring states in the Southeast Section. The shot clock guarantees more possessions for both teams. Therefore, a team that is trailing by 6-15 points in the 4th quarter of a game is not forced to foul early in order to get the ball back – they can play good defense with the knowledge the opposing team must take a shot within 35 seconds. With less intentional fouling, thus fewer free throws being shot, the length of time it takes to play games could actually be shortened.

- Budget Impact: (What does this mean to a school's/athletic department's finances?)

Depending on the clock system a school chooses, it can cost between \$3000 - \$4000 to purchase and install the clocks. There are timing companies that will offer discounted packages to entire Districts that purchase multiple units from them for all of their high schools. When Georgia voted to phase in the Shot Clock, Daktronics offered a price of \$3500 per school if the state would call them the "official shot clock timing partner" for the state (though every school not required to purchase from Daktronics).

- Educational Impact: (Does this mean loss of school time? Does it interfere with study time?)

No – in fact if it indeed does reduce the length of time required to play games, students may get home earlier from games

- Gender Impact: (Is this proposal fair to males and females?)

This rule would be applied the same to both Boys & Girls basketball.

- Effective Date: (When would this go into effect?) We have proposed a phase in plan above.

We would hope the Board could start the initial voluntary use next season and have it fully implemented when the next realignment cycle begins in 2025-26.

Signature Greg Grantham Jennifer Baker

Date 10/31/2022

Dual-Team Tennis Expansion Proposal

Executive Summary

The NCHSAA dual-team playoffs in tennis provide the fewest opportunities for playoff participation, relative to all other team sports.

To rectify this imbalance, the North Carolina High School Tennis Coaches Association (NCHSTCA) proposes that the dual-team tournament in 2A be expanded to 48 teams, and that the tournaments in 3A and 4A be expanded to 64 teams. This expansion will bring playoff opportunities in tennis into a rough balance with those of other sports.

The existence of a separate individual tennis tournament is not an excuse to restrict the size of the dual-team tournaments. Every sport has rules that are unique to the nature of that sport, and every sport recognizes both individual and team excellence in a manner consistent with the nature of that sport. Tennis should not be an exception to this general principle.

We still believe in the value of an “everybody plays” model for high school sports, and particularly for tennis, given the lack of any method to correct raw overall records for strength of schedule. But, if such a model is not to be adopted, for whatever reason, we believe that the expansion proposal outlined below will bring greater fairness to the high school tennis players of our state.

Background

In April 2022, the NCHSTCA proposed a pilot project to test an “everybody plays” model for an “open” dual-team tournament in tennis. The Sports Committee declined to recommend that proposal to the full board, but instructed the staff to investigate the feasibility of increasing the dual-team tournaments to 48 teams in the 2A, 3A, and 4A classifications, up from the current 32.

We studied the proportion of teams that advance to the playoffs in every team sport, based on the 2021-22 season. The chart below shows the results of our study.

Playoff Participation By Sport – 2021-2022												
Sport	1A			2A			3A			4A		
	Number of Teams Playing	Number of Teams In Playoffs	% of Teams In Playoffs	Number of Teams Playing	Number of Teams In Playoffs	% of Teams In Playoffs	Number of Teams Playing	Number of Teams In Playoffs	% of Teams In Playoffs	Number of Teams Playing	Number of Teams In Playoffs	% of Teams In Playoffs
Football	66	58	87.9%	99	64	64.6%	104	64	61.5%	105	64	61.0%
M Soccer	95	64	67.4%	103	64	62.1%	105	64	61.0%	106	64	60.4%
W Tennis	46	32	69.6%	84	32	38.1%	95	32	33.7%	103	32	31.1%
Volleyball	107	64	59.8%	106	64	60.4%	107	64	59.8%	106	64	60.4%
M Basketball	105	64	61.0%	106	64	60.4%	107	64	59.8%	106	64	60.4%
W Basketball	97	64	66.0%	105	64	61.0%	107	64	59.8%	106	64	60.4%
Lacrosse	Included in 3A numbers			Included in 3A numbers			77	40	51.9%	74	40	54.1%
W Soccer	73	58	79.5%	102	64	62.7%	104	64	61.5%	105	64	61.0%
Baseball	96	64	66.7%	101	64	63.4%	106	64	60.4%	106	64	60.4%
Softball	82	64	78.0%	99	64	64.6%	105	64	61.0%	105	64	61.0%
W Tennis	35	32	91.4%	78	32	41.0%	91	32	35.2%	98	32	32.7%

As you can see, we found that tennis teams have significantly fewer opportunities to participate in post-season play, particularly in the 2A, 3A, and 4A classifications.

In most other sports, somewhere around 60%-65% of schools fielding teams were invited to participate in the state playoffs. But, for tennis, the invitation rate was between 31% and 41% for the 2A, 3A, and 4A classifications. We believe this discrepancy is unfair to the high school tennis players, teams, coaches, and parents of our state.

Limiting the fields to 32 teams has other negative consequences.

- Very few “wild-card” berths exist in a field of 32. In the 2022 3A men’s tournament, for instance, there were only four wild-card berths available to teams that did not qualify for automatic inclusion. This means that many teams with strong records were excluded from the playoffs, while much weaker teams from other conferences were included.
 - For instance, in last spring’s boys season, Durham School of the Arts was the top team left out the Eastern half of the tournament. They finished 9-4, and in second place in the exceedingly tough Northern Lakes Conference.
 - Meanwhile, South Brunswick went 3-12, but benefited from being one of only two 3A schools in the Mideastern Conference. They defeated an 0-12 West Brunswick team twice to earn a playoff berth.
- South Brunswick’s situation illustrates another negative consequence of the currently restricted playoff fields: teams in the lower classification of a split conference are at a severe disadvantage.
 - South Brunswick, a 3A school, lost eight matches to strong 4A teams in the Mideastern Conference.
 - Meanwhile, Currituck went 6-4 overall, but all six wins were against 1A or 2A opponents.
 - Had these two teams been competing against one another for a scarce wild-card berth, Currituck would have had a significant advantage, simply from being a 3A school in a 2A/3A split.
- Finally, the small size of the dual-team fields, and the extremely limited number of wild-card berths, has a profound effect on scheduling. Simply put, teams that are certain they will get in the playoffs can schedule anyone they want. Teams that are competing for a wild-card spot cannot afford a single non-conference loss, and are thus precluded from scheduling challenging non-conference opponents.
 - Carrboro, the eventual state 3A boys champion, lost two non-conference matches, to 4A power Grimsley and to private school power Durham Academy. They could afford to play those matches because they felt they were certain to win their conference and qualify for the playoffs automatically. The losses lowered their seeding, but that was immaterial. They were the best team in the field, and they won the championship.
 - By contrast, all four teams that received wild-card berths were unbeaten in non-conference play ... a combined 17-0. They had to be. Only Harnett Central could have afforded a non-conference loss, and they played eight non-conference matches in all (more than anyone

else in the state!). If any one of the other three wild-card teams had lost a single non-conference match, they would not have made the playoffs.

- So, if you're pretty sure you will make the playoffs as an automatic qualifier, you are free to play challenging non-conference opponents and prepare your team for post-season play.
- If you're competing for a wild-card, your "scheduling freedom" is severely constrained. You can't afford a loss, so you look for matches you know you can win, or you simply don't play non-conference matches at all.

For all these reasons, we believe that the current dual-team fields of 32 in 2A, 3A, and 4A are too small to conduct a state tournament fair to all schools, and should be expanded to bring the proportion of tennis teams in the playoffs into rough equivalence with that of other sports.

Our Proposal

We propose the following expansion of the dual-team tournaments for the 2A, 3A, and 4A classifications.

For 2A, we propose that the field be expanded to 48 teams.

For 3A, and 4A, we propose that the field be expanded to 64 teams.

Adoption of this proposal would result in the following changes to the proportion of teams advancing to the playoffs.

Women's Tennis			
	Number of Teams Playing	Current % Of Teams In Playoffs	Proposed % Of Teams In Playoffs
1A (no change)	46	69.6%	69.6%
2A (expand to 48)	84	38.1%	57.1%
3A (expand to 64)	95	33.7%	67.4%
4A (expand to 64)	103	31.1%	62.1%

Men's Tennis			
	Number of Teams Playing	Current % Of Teams In Playoffs	Proposed % Of Teams In Playoffs
1A (no change)	35	91.4%	91.4%
2A (expand to 48)	78	41.0%	61.5%
3A (expand to 64)	91	35.2%	70.3%
4A (expand to 64)	98	32.7%	65.3%

We note that the adoption of our proposal would bring the proportion of tennis teams participating in the state playoffs into a rough equivalence with other sports, as a comparison with the chart on page 1 would illustrate.

Support from Tennis Coaches

Our proposal has broad support from tennis coaches across the state, with most believing that this change is long overdue.

In September 2022, we conducted a poll of tennis coaches via email. The responses are shown in the chart below.

Survey Results		
	Number of Responses	% of Responses
Yes	85	90.4%
No	7	7.4%
Other	2	2.1%
Total	94	100.00%

Over 90% of coaches favor the proposal. Two coaches voted in favor of expanding to 48, but not to 64, and one of those votes was predicated on using an RPI rating system instead of raw overall record for selection purposes.

All in all, the survey indicated that tennis coaches across the state are largely in favor of this proposal.

Schedule

Any proposal to expand the playoff field would have to take into account the impact upon the season calendar, and stay within the current calendar guidelines for the sport.

We note, in passing, that tennis already has one of the shortest seasons among the team sports.

We also note that expanding to 64 teams yields the same impact on scheduling that an expansion to 48 teams does. Both expansions require one extra round of playoff competition, or six rounds, total, to conduct the tournament.

That said, we believe the expansion of the dual-team playoffs can be accommodated in the existing 14-week season set forth in the NCHSAA calendar.

On the following page, we describe two different models, each of which has its own strengths and weaknesses. That said, we recommend Model 1, though we'd find Model 2 acceptable.

Model 1 would add a second round of playoff competition to the second week of the playoffs, playing on Monday and Wednesday prior to the state individual tournament. That season calendar would be as follows:

- Weeks 1 & 2 – Preseason practice, scrimmages allowed.
- Weeks 3-11 – Regular season matches and conference tournaments
- Week 12 – First round of dual-team playoffs (Wednesday) and individual regionals (Friday & Saturday)
- Week 13 – Second and third round of dual-team playoffs (Monday & Wednesday) and individual state championships (Friday & Saturday)
- Week 14 – Quarterfinal, semifinal, and final rounds of dual-team tournament (Monday, Wednesday, and Saturday)

In Model 1, the only change from current practice is in Week 13, with two rounds of dual-team play instead of the current single round on Tuesday.

The strength of Model 1 is that it is very similar to current practice, and it preserves the flexibility in Week 11 to play dual-team matches, if needed. The weakness is that this model is more susceptible to disruption from inclement weather, particularly in Weeks 13 and 14.

Model 2 would provide more structure to the season by mandating when conference tournaments would take place.

- Weeks 1 & 2 – Preseason practice, scrimmages allowed.
- Weeks 3-10 – Regular season matches. All dual-team matches (including tie-breakers and make-ups) would be completed by the end of Week 10.
- Week 11 – Conference tournaments to qualify for regional individual tournaments (Monday & Tuesday), first round of dual-team playoffs (Thursday).
- Week 12 – Second round of dual-team playoffs (Tuesday) and individual regional tournaments (Friday and Saturday).
- Week 13 – Third round of dual-team playoffs (Tuesday) and individual state tournaments (Friday & Saturday)
- Week 14 – Quarterfinal, semifinal, and final rounds of dual-team tournament (Monday, Wednesday, and Saturday)

The advantage of Model 2 is that it provides somewhat greater flexibility in the event of rain. By using the end of Week 11 to start the dual-team tournament, there is more time to re-schedule should rain interfere with post-season play. In addition, there is an extra day for bracketing (and appeals) between the end of regular season play in Week 10 and the first round of the dual-team tournament taking place on Thursday of Week 11.

The weakness is that the flexibility to play dual-team matches in Week 11 is eliminated.

We recommend Model 1, but either model works. It just depends on which problems we want to manage.

We look forward to working with NCHSAA staff to determine the schedule for the expanded playoffs.

Reflections on the Individual Tournament

Finally, we'd like to address a long-standing issue that, for many years, has stood in the way of expanding the dual-team tournament; namely, the existence of a separate tournament to crown an individual champion in singles and doubles.

The argument has been made, for decades, that, because there was a separate individual tournament in tennis, it was therefore appropriate to limit the field of the dual-team tournament.

This reasoning was alluded to in the letter we received following the April 2022 Board of Directors meeting at which our "Everybody Plays" proposal was discussed.

"The committee's discussion centered on significantly expanding a playoff component in a sport that already has two (2) separate championships."

For far too long, we've felt that tennis been discriminated against because the nature of our sport requires two parallel events to crown an individual and a team champion.

The specific nature of that discrimination has been, historically, that we only get 32 teams in our team tournament, even though most other sports get 64. The reason given is that tennis also gets an individual tournament, as if this were an added benefit not given to the other sports. It would be "unfair", to the other sports, we have been told, for tennis to have the same size bracket in our team tournament as other sports do, since tennis has a "separate" individual tournament as well.

This is the argument reflected in that sentence from the response letter, quoted above. It has been shared with us by NCHSAA staff on numerous occasions, for as long as the dual-team tournament has been in existence.

We object to this rationalization in the strongest possible terms, and wish to refute this argument in the most emphatic manner possible.

It is true that the individual and team championships in tennis (and wrestling) are conducted as separate events.

But, it is also true that golf, cross country, swimming, and track and field conduct "separate" individual and team championships as well. In each of these sports, an individual and a team championship is determined, and in some cases, dozens of individual state champions are recognized.

The difference is that the nature of our sport dictates that the individual and team championships be conducted as parallel events, and not as a single combined "meet". It is simply not possible to crown the individual champion in singles or doubles based on results from the dual-team tournament, nor is it possible to crown a valid team champion based on results in an individual tournament.

In recognition of this fact, the NCAA runs separate individual and team tournaments in all three of its divisions. This is also true in professional tennis: the Davis Cup is not awarded based on individual results at Wimbledon, nor is the Wimbledon trophy awarded to the player who excels in the Davis Cup competition.

In all other individual sports, because of the nature of those sports, it is possible to crown an individual and a team champion on the same day, at the same event.

But, not in tennis. The nature of our sport is such that the best player may not play on the best team., which makes it impossible to determine an individual champion and a team champion in a single event.

But, make no mistake, two “separate” championships are taking place at the state golf tournament, or the state cross country meet. An individual champion and a team champion are crowned at each state meet.

And dozens of “separate” state championships are taking place at the state swimming and track-and-field meets. They are just taking place simultaneously, at the same time and place, because of the nature of the sports involved.

Granted, it is more convenient for NCHSAA staff to administer the “separate” state championships taking place at a golf tournament or swimming meet than it is to administer the “separate” individual and team championships in tennis, which of necessity must take place on different dates and at different sites.

But that doesn’t change the fact that “separate” individual and team championships are being conducted in all of these sports, each in a manner consistent with the nature of the particular sport being played.

Nor does it change the fact that, in true team sports such as football or volleyball, individual excellence is recognized via “most valuable player” awards determined by a vote of a panel of experts or media representatives.

In short, every sport recognizes both individual excellence and team excellence in a manner consistent with the nature of that sport. The existence of an individual tournament is simply how individual excellence must be identified and recognized in tennis, based on the nature of our sport.

Moreover, every sport has rules which are based on the unique nature of the sport involved.

- Every sport except football has a post-season window of approximately three weeks, but the football playoffs take place over six weeks. Why? Because the nature of football is such that only one contest per week is safe for the participants.
- Baseball has a pitch count for pitchers, but softball does not. Why? Because the nature of the sport, specifically the overhand throwing motion, makes a baseball pitcher more prone to overuse injuries than is true with the underhand motion of a softball pitcher.

- Wrestling has weight classes, because, all other things being equal, in wrestling, a heavier athlete has an advantage over a lighter one. It's the nature of the sport. But, there are no weight limits in football, or height limits in basketball, even though those physical characteristics give athletes a similar advantage. Why? The nature of the sports involved.
- In cross country and golf, only one individual gets the title of "state champion". In track and swimming, dozens of athletes leave with a "state champion" award in the various events that constitute a track or swim meet. Again, it's the nature of the sport.
- In tennis, a coach may not substitute one player for another in the middle of a match. But, in softball, soccer, baseball, basketball, and volleyball, substitution is a common feature of coaching, based on the nature of the sports involved.

We do not begrudge the football teams their six-week playoff period. We're not arguing that volleyball teams shouldn't get to substitute, simply because we don't get to. We don't care that track and field teams get two seasons (indoor and outdoor) to pursue what is basically the same sport. We do not care that dozens of track and field athletes and swimmers leave the state meet as "state champions", but in tennis, only three such champions are recognized. We don't want any other sport to have to conform to a rule that only makes sense for tennis.

All we ask is that the rules which do govern tennis reflect the unique nature of our sport, and not the perceived needs of other sports. The tennis playoffs should not be structured for the purpose of protecting the feelings of volleyball or basketball players. Besides, we doubt very much whether those players care at all about the structure of the tennis post-season.

The NCAA tennis tournaments mentioned above are 64-team draws, just like the NCAA baseball, softball, volleyball, and soccer tournaments, even though there's a parallel 64-person individual tennis tournament also taking place.

Likewise, the state of Virginia admits the same number of tennis teams to its dual-team tournament as it does soccer, baseball, volleyball, etc., even though it also runs an individual tennis championship.

While we've not yet surveyed all fifty states, we can find no instance, other than in North Carolina, in which the team tournament for tennis is smaller than that for other team sports, based on the existence of an individual tournament happening in parallel.

We assert that it is wrong to restrict the number of teams that participate in the dual-team tennis tournament simply because the nature of our sport demands a parallel event to crown an individual champion. The impact of this erroneous reasoning is not felt by the state championship caliber players, but by ordinary kids on average and slightly above-average teams, who are robbed of the opportunity to represent their schools in the state dual-team tournament.

We applaud the Sports Committee's instruction to staff to study the feasibility of expanding the dual-team tournaments to 48 teams. We believe, of course, that it is entirely feasible to do so.

Our proposal, in response, is to bring the tennis dual-team tournaments into a rough equivalence with the state tournaments in other sports. We believe this is only fair, and we urge you to adopt our recommendation.

One Final Note

We still believe in the wisdom and viability of our “everybody plays” proposal presented in April. Nothing that we have written in this proposal should be taken as a repudiation of our previous proposal.

We do appreciate that the “open tournament” model involves a significant culture change with regard to high school athletics in North Carolina, and that it is often the case for large changes to be resisted when they are first proposed.

We say this as friends and supporters of the NCHSAA, as people who want to see it flourish and prosper. We would encourage you to continue reflecting on how we might improve high school athletics if we just ran a state tournament and invited anyone who wanted to play to participate. Such is the case in Ohio, Indiana, and other midwestern states.

Interestingly, it is also the case in North Carolina, in cross country, where every team gets to send seven runners to the regional meet regardless of regular season performance.

But, until that culture change takes place, (if it ever does), we ask that the expansion proposal we have explained and defended on these pages be adopted, in order to treat our high school tennis players in the same manner as we treat student-athletes who play other sports.

We stand ready to answer your questions, and respond to your comments, at any time, and we hope to be afforded the opportunity to meet with the Sports Committee in person, either prior to or during the December Board of Directors meeting, to explain our proposal and answer your questions. Our president, Andrew Tuttle, can be reached at gibbonstennis@aol.com.

We thank you for your consideration of our proposal.

NORTH CAROLINA HIGH SCHOOL ATHLETIC ASSOCIATION

Meeting of the Board of Directors – Agenda Item Submission

Name: Vic Ramsey

School/LEA/Conference/Group: North Carolina High School Tennis Coaches Association

We request that the following item be placed on the agenda for the next meeting of the NCHSAA Board of Directors:

Recommendation/Proposal: (State in detail the recommendation/proposal)

We propose that dual-team tennis matches played against “partial teams” (defined as those with three or fewer players on the roster), nor matches scheduled against schools that do not field a team at all, not be counted as “wins” or “forfeits” for the opposing school, not be included in conference or overall records when assessing playoff qualification, and that such “partial teams” and “non-teams” not be included in the calculation for the number of automatic berths in the dual-team tournament a conference might receive.

- **Rationale:** (Why should the board consider and possibly pass this recommendation?)

Current NCHSAA regulations consider whether a school has a sports team in black-and-white terms. Either the school has a team, or it does not.

This “black-and-white” definition fails to address a phenomenon we have begun to see in tennis, where schools with three or fewer players on their roster are fielding teams, scheduling matches, and posting results with numerous forfeits at the positions that are not contested. We’ve noticed this particularly in the 1A and 2A classifications. This existence of these “partial teams” constitutes a gray area that our current rules do not address.

We want to encourage these schools to provide coaches and opportunities for competition for their students, in hopes that the sport will grow at those schools in the future, and to provide those student-athletes a pathway to compete in the individual championships.

However, a team with fewer than four players cannot, mathematically, win a dual-team match. When an opposing school plays a “match” against such a partial team, it cannot lose. Such “wins” inflate the opposing school’s record, and improves that school’s chances of making the playoffs.

We assert that no team should be awarded a victory for playing a match it cannot lose. For this reason, we propose that matches against partial teams not be included in a school’s conference or overall record.

We are not suggesting this for schools that have at least four players on the roster, and which have played other matches with four or more players, and then, on a given day, can only muster three or less for a given match. That is, in our view, a legitimate forfeit, though we encourage schools to work with one another to reschedule such matches if possible, so that the number of forfeits is minimized.

However, for those schools that never have more than three players on the roster, we encourage conferences to ensure that those student-athletes have opportunities to play, and that they are invited to conference tournaments and given a chance to qualify for the individual regionals.

But, we do not believe these schools are playing dual-team matches that should be counted in MaxPreps, conference standings, and overall records.

Moreover, we believe that such schools should not be counted when calculations are made as to whether a conference receives a second automatic berth in the dual-team tournament.

Related to this issue is the fact that some schools are still recording “forfeit wins” in MaxPreps for matches scheduled by their conference against schools which did not field a team at all.

There are a variety of scenarios that might play out, and these are discussed in the attached policy statement, drafted in response to an extensive discussion of this matter which took place at the NCHSTCA Board of Directors meeting in June 2022.

Please understand that this policy statement was written as guidance to coaches and athletic directors, under the impression that it could be disseminated by NCHSAA staff administratively as an explanation of current rules. We’ve since been advised that Board action is required on this matter.

We also attach a narrative from Coach Will Cobb of Union Academy describing the experience of his team, which saw its seeding in the 2022 1A dual-team tournament affected by schools from another conference claiming wins against a partial team, and of Mountain Island Charter, which was excluded from the playoffs altogether for the same reason.

We submit these materials for the December meeting in hopes that we might engage the Sports Committee in conversation about how best to address these issues, with a view toward submitting a proposal in the form of a bylaw or regulation amendment at the April 2023 meeting. It is difficult to predict, in advance, what questions the committee members may have, and we value the insights they may share from experiences in other sports.

We look forward to meeting with the Sports Committee, in person or online, to discuss this matter.

- **Budget Impact:** (What does this mean to a school's/athletic department's finances?)

We foresee no impact on athletic department budgets.

- **Educational Impact:** (Does this mean loss of school time? Does it interfere with study time?)

We see no impact on the educational experience of affected student-athletes.

- **Gender Impact:** (Is this proposal fair to males and females?)

These provisions would apply equally to both the men's and the women's tennis seasons.

- **Effective Date:** (When would this go into effect?)

We anticipate that these rules would take effect at the beginning of the 2023-24 school year, though we would welcome their adoption effective for the 2023 Spring Men's Tennis season.

Signature

R. Victor Lamy

Date

10/31/22

Partial Teams

Situations exist where a school may have too few players to field a complete team but wishes to sponsor those players as individuals.

We encourage schools and conferences to facilitate partial teams as a way to keep players interested in the sport, and as a stepping stone for the school to field a full team in future years.

The policy below outlines how partial teams are to be incorporated into regular season and post-season play.

Definitions ...

1. A **full team** is defined as a team which ...
 - a) has a roster, posted on its MaxPreps page, of at least four players, and
 - b) plays a full conference schedule, with team and individual match results posted on MaxPreps.
2. A **partial team** is defined as a team which ...
 - a) has a roster, posted on its MaxPreps page, of 1-3 players, and
 - b) plays contests with results posted on MaxPreps as “multi-team” events, which will not be counted toward the opposing team’s conference or overall record.
3. A **non-team** is defined as a team which ...
 - a) does not post a roster on its MaxPreps page, and
 - b) does not post individual or team results on MaxPreps.
4. The determination as to what category a team falls into is determined by the number of active players on its MaxPreps roster.
 - a) For instance, a team with five players on its roster shows up for its match with only three in attendance. The team is still a full team and will merely forfeit the individual matches for which it does not have sufficient players on that particular day.
 - b) If a player or players quit a team in mid-season, or if season-ending injuries occur, and the team no longer has four or more active players, then, the team will re-classify as a partial team. The coach or athletic director shall inform the teams remaining on their schedule, as well as the conference president and the NCHSAA staff member responsible for tennis.
 - c) Likewise, if for any reason, a team folds in mid-season, and does not complete its conference schedule, then the team will reclassify as a “non-team”. The coach or athletic director shall inform the teams remaining on their schedule, as well as the conference president and the NCHSAA staff member responsible for tennis.

Regular Season Matches Against Partial Teams

1. When a full team plays against a partial team, or when two partial teams play one another, the match shall be not be considered as a dual-team match and shall not be counted as part of the teams' conference and overall records.
 - a) The rationale for this provision is that it is mathematically impossible for the partial team to win five points and win a dual-team match. The full team should not receive credit for playing a match it cannot lose.
 - b) Individual results should be recorded in MaxPreps as a "multi-team" (invitational event), so that these results will not impact the conference and overall records of the teams involved.
2. Matches played against a partial team do not count against the weekly limit of three matches per week for those players who do not actually participate in the match.
3. Whether it is optional or mandatory to play a partial team as part of a conference schedule is a conference decision that is to be made by the conference in the manner that its bylaws and rules direct, via president, athletic directors, and/or coaches vote.

Post-Season Implications of Partial Teams

1. Individuals who participate on a partial team shall be permitted to participate in the conference tournament and attempt to qualify for the regional tournament.
2. Partial teams count as a ½ team when calculating the number of berths a conference shall receive in the individual regional tournament.
3. Partial teams shall not be counted at all when calculating the number of automatic qualifiers a conference shall receive in the dual-team tournament.
 - a) For instance, a conference with five full teams and one partial team would only receive one automatic qualifier in the dual-team tournament.
4. If a team folds in mid-season, and fails to complete its regular conference season, it shall be counted when calculating automatic qualifiers for the dual-team tournament only if it completed the first round of conference play; that is, only if it played at least one match against each conference opponent.

Forfeits

Teams are encouraged to make every effort to play all scheduled matches, whether conference or non-conference. Coaches and athletics directors should give one another “the benefit of the doubt”, and work together when circumstances require rescheduling a match. A cancellation may ultimately be appropriate without any forfeiture applicable. Guidelines are as follows:

Postponing and Rescheduling matches

1. Examples of acceptable reasons for seeking a postponement include, but are not limited to:
 - a) inclement weather,
 - b) travel and/or bus issues,
 - c) academic/school events impacting a large number of students, such as testing, prom, graduation,
 - d) in the case of a non-conference match, the need to use the date to make up a rained-out conference contest.
2. Coaches and athletic directors should understand that postponing a match merely for competitive advantage is not acceptable. Examples of such situations include, but are not limited to:
 - a) giving a key player more time to recover from illness or injury,
 - b) accommodating a player who would be absent for non-school reasons,
 - c) allowing a key player to participate in another sport or extra-curricular activity.
3. Disputes about whether a conference match should be postponed, when it should be rescheduled, and/or whether a forfeit is warranted, shall be mediated by the conference president.

When a Forfeit May Be Claimed

Forfeit wins impact the playoff chances of other teams in other conferences across the state. As such, it is imperative that forfeits be entered into MaxPreps only when absolutely justified.

1. A forfeit may be claimed when a conference opponent does not play a scheduled match, and the conference president confirms that a forfeit is called for.
2. A forfeit may also be claimed if a conference opponent folds its team in mid-season or becomes a partial team in mid-season.
 - a) If the conference schedule is a double round-robin (each team plays each other team twice), and the team in question folds, or becomes a partial team, during the first rotation of play, then each remaining team on that team’s schedule shall receive a forfeit win for the first round of matches. All matches involving the team in question in the second round of conference play will be declared “no contest” and shall not be entered in MaxPreps as forfeit wins.
 - b) If the team in question folds during the second round of conference play, then each remaining team on the conference schedule shall receive a forfeit win.

- c) In all instances, matches actually played shall stand as played, and the results shall be so entered in MaxPreps.

3. A forfeit may not be claimed:

- a) for any non-conference match, unless approved by the NCHSAA staff member responsible for overseeing tennis.
 - o As a general rule, the only reason a non-conference match should be considered a forfeit rather than a cancellation is if a team refuses to play, and the circumstances indicate that the reason is to preserve an overall record and increase the probability of making the playoffs or securing a favorable seed in the dual-team tournament. If a coach believes this is the case, an appeal must be made within 48 hours to the NCHSAA staff member responsible for tennis.
- b) for any match against a partial team, except in the case of a mid-season change of status (see above, “Partial Teams/Regular Season Matches Against Partial Teams”), or
- c) for any match against a non-team (see above, “Partial Teams/Definitions”).

Impact of Current Rules Regarding Partial Teams

A Case Study

Will Cobb, Tennis Coach, Union Academy

The 2022 Union Academy Women's Tennis team returned three girls out of nine from the 2021 edition, which finished 1-8 overall and in the Yadkin Valley 1A/2A Conference. These players were the number one, three and four singles players. Of those nine from the fall of 2021, eight of them were playing tennis for the first time. The team welcomed the addition of 10 new team members for 2022, three of whom played tennis in middle school but not every year. The team grew and got better with each practice and match, which was our goal before the season began.

As the season progressed, the team matched and exceeded its win total from the year before. Curious, I took a look at the 2021 NCHSAA 1A West Women's Tennis playoffs to see who made it from the year before and their record. It became apparent that with three victories, the 2022 Union Academy Cardinals had a chance at making the dual team playoffs. I began to track this weekly and provide updates to the team as encouragement for their progress. Heading into the last week of the regular season, it appeared that the team would make the playoffs. The only question now would be "what seed would the team earn and who would we play?"

Monday, October 10, which started the week for Individual Conference Tournaments, a team named Piedmont Community Charter had updated its record in MaxPreps and was placed just above us, albeit with the same record. When I clicked on their schedule information in MaxPreps, PCC's last victory was recorded as 2-1 over Carolina International on Wednesday, October 5 with no individual results listed. Knowing the sport of tennis like I do (having played in high school and college and coached since I was 19), I knew that this outcome was not possible in the sport of high school TEAM tennis.

I proceeded to bring this information to the attention of NCHSAA, specifically, Caitlin McMannen, and notified my Athletic Director, Michelle Phifer, who called Caitlin as well. We were told that the NCHSAA understood that 2-1 was not a possible tennis dual team match outcome but that the NCHSAA relied on Conference Presidents to verify records and results. Caitlin assured us, however, that the NCHSAA would do their best to vet record information when it came to selecting and seeding the Dual Team Playoffs.

As the week wore on, I became curious about the Carolina International team and the conference in which it plays, the Metro 8. Looking on MaxPreps, I learned that the Carolina International TEAM had a roster listed of three players.

Upon this discovery, I went to look at the CIS schedule and results. With a record of 0-6 overall and in the Metro 8, CIS lost to 7-0 to Corvian Community, 7-0 to Piedmont Community, 9-0 twice to Queen's Grant, 2-1 to Piedmont Community and 5-0 to Corvian Community. Some

of these results baffled me so I did a deeper dive. Below are details from those matches:

- Against Corvian, the only score listed that was not recorded as a 6-0, 6-0 WO (walkover) was the number one singles position where Lauren Tomes from Corvian defeated 1 Singles Comets 6-0, 6-0. Number six singles and number three doubles were not contested.
- There was no box score for the 7-0 loss to Piedmont Community Charter.
- In the first match against Queen's Grant, Numbers one and two singles were listed as 6-0, 6-0 WO(s). Number three singles was contested where Bethany Phillips (QG) defeated Empress Norwood (CIS) 6-4, 0-6, 1-0 (10-7). Number four singles and six singles were 6-0, 6-0 WO victories for QG. Number five singles was allegedly contested with Nicole Renner (QG) defeating 5 Singles Comets 6-0, 6-2. No doubles matches were contested but instead listed as 8-0 WO victories for QG to finish the grueling 9-0 win.
- Six days later, in the second match against Queen's Grant, Sara Pillado Hernandez (QG) defeated Lily Razinkova (CIS) 6-0, 6-0 at number 1 singles. At number two singles, Alicia Andrews (QG) defeated Empress Norwood (CIS) 6-1, 6-3. Pillado Hernandez/Andrews teamed to defeat Razinkova/Norwood 8-0 at number 1 doubles. All other matches were listed as 6-0, 6-0 WO victories for QG.
- The next match was the aforementioned 2-1 Piedmont Community victory over CIS.
- In the season finale, CIS took on Corvian. Lauren Tomes (Corvian) defeated 1 Singles Comets 6-0, 6-0. Savannah Barnett (Cor.) defeated 2 Singles Comets 6-0, 6-0. Kallas Martin (Cor.) defeated 3 Singles Comets 6-0, 6-0. The other two singles were listed as 6-0, 6-0 WO victories for Corvian. Number six singles and one, two and three doubles were not contested.

Upon learning of these faux wins, I printed out all of these results and kept them so that I could challenge the records of Corvian Community, Queen's Grant and Piedmont Community when the NCHSAA brackets were released on Monday, October 17. Upon the release of the 2022 NCHSAA Dual Team Tennis Playoff Brackets, I learned that the records of Corvian seeded number six at 6-5, Queen's Grant seeded number 11 at 7-7 and Piedmont Community seeded number 13 at 3-7, had been verified by their Conference President and included two "wins" each over Carolina International. Because these teams' records had also not been vetted by the NCHSAA, I completed the form to challenge their records and included the results from MaxPreps as evidence.

After challenging the records, my Athletic Director received a phone call from Que Tucker, Tra Waters, Brad Alford, and Rhonda Dreibelbis. To sum it up, the phone call was to notify us that they would not be changing the records or the seeding of those teams. The reasoning from the NCHSAA was because it would change the seeding of Corvian and Queen's Grant and remove #13 seed Piedmont Community from the playoffs altogether.

Instead, #6 Corvian Community got to play #11 Queen's Grant, a conference opponent in the First Round of the 2022 Dual Team Tennis Playoffs, which they had already played twice. Piedmont Community stayed at #13 seed and played #4 Highland Tech which caused #14

Union Academy to take on fellow Yadkin Valley conference member #3 Gray Stone Day, which had already competed twice against one another. Perhaps most egregious of all, Mountain Island Charter was left out of the playoffs at 3-8 in their third year having a team. What a reward that would have been for those players and coaches who worked hard to start from scratch!

I tell you this story because this cannot happen again. We cannot allow partial teams to count as team victories and inflate records because this affects playoff seeding and regional berths. I understand wanting to encourage the growth of the sport of tennis but you are hurting individual players and teams in the process of doing so. I hope that the proposal of Partial Teams becomes NCHSAA policy because that is precisely how situations like this should be handled in fairness to all involved.

Sincerely,

Will Cobb

Head Tennis Coach - Union Academy Charter School

P.S. - There was a fourth team who counted a win against a team of three players. #5 seed Draughn "defeated" NCSSM: Morganton 4-0 in a non-conference match on Wednesday, September 21. The only matches contested were #1 singles 8-6, #2 singles 8-0, #3 singles 8-0 and #1 doubles 8-0.

NORTH CAROLINA HIGH SCHOOL ATHLETIC ASSOCIATION

Meeting of the Board of Directors – Agenda Item Submission

Name(s) :NCHSAA

School/LEA/Conference/Group: NC Volleyball Coaches Association

We/I request that the following item be placed on the agenda for the next meeting of the NCHSAA Board of Directors:

Recommendation/Proposal: (State in detail the recommendation/proposal)

Matches	Tournaments Allowed
21	1
22	0
20 or less	2

No more than 4 matches per week. If all four matches are played on four separate days, the fourth must be on a non-school day. *(Saturday)*

No more than 4 matches per day can be played *inclusive of the best of three and best of five matches*

RPI rankings will be determined based on matches played inclusive of best of three and best of five

Conference matches must be played best of five sets

Conference tournaments must be played best of five sets

All playoff matches must be played best of five sets

4.13.2 Tournament Play

Teams are limited to two (2) tournaments per year. Each tournament will count as one (1) contest on the schedule and is subject to the weekly limit allowance. (Chart is in the handbook)

Tournaments can be played over multiple days not to exceed 4 matches

Tournaments must be formatted so that teams are only playing the best of 3, best of five, or both

- **Rationale:** (Why should the board consider and possibly pass this recommendation?)

This language clarifies the number of matches that volleyball teams can play in a day and how tournaments need to be conducted to create equitable contests across the state.

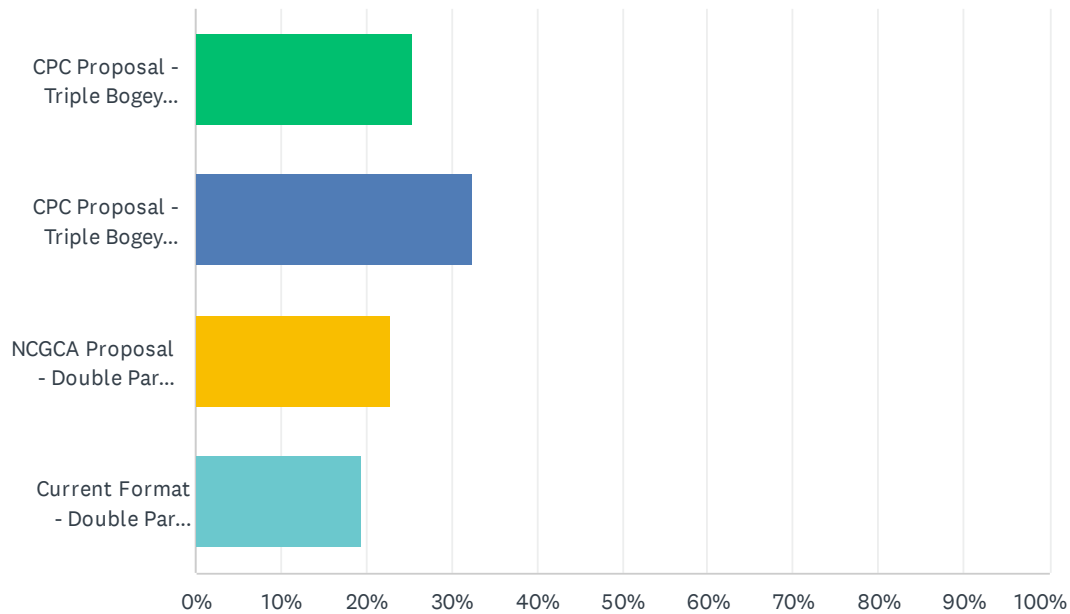
It also alleviates the issue with seeding because MaxPreps does not count tournament matches even if they are three out of five.

- **Budget Impact:** (What does this mean to a school's/athletic department's finances?)
 - None
- **Educational Impact:** (Does this mean loss of school time? Does it interfere with study time?)
 - No
- **Gender Impact:** (Is this proposal fair to males and females?)
 - Yes
- **Effective Date:** (When would this go into effect?)
 - 2023 Volleyball Season

Signature_____ Date_____

Q6 I support the following Maximum Score Option:

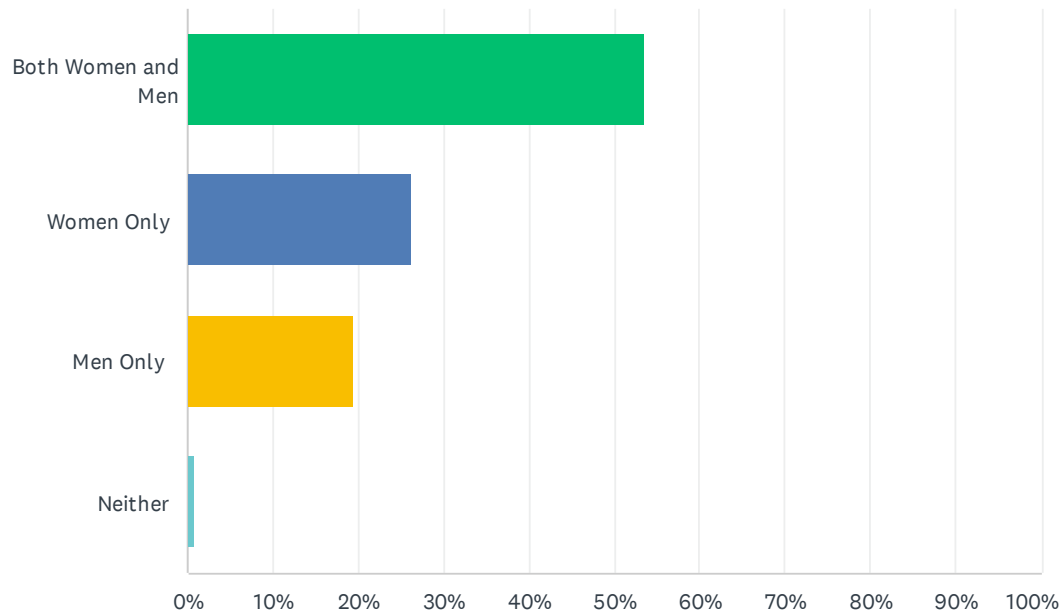
Answered: 114 Skipped: 0



ANSWER CHOICES	RESPONSES	
CPC Proposal - Triple Bogey Rule for regular season, regional and state championships	25.44%	29
CPC Proposal - Triple Bogey Rule for regular season only	32.46%	37
NCGCA Proposal - Double Par Rule for regular season, regional and state championships	22.81%	26
Current Format - Double Par Rule during the regular season only	19.30%	22
TOTAL		114

Q3 I am the head varsity coach for:

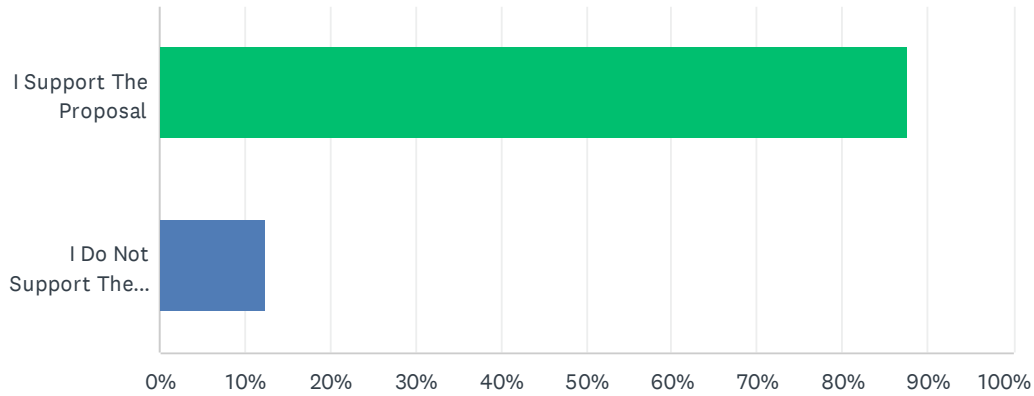
Answered: 114 Skipped: 0



ANSWER CHOICES	RESPONSES	
Both Women and Men	53.51%	61
Women Only	26.32%	30
Men Only	19.30%	22
Neither	0.88%	1
TOTAL		114

Q4 Men's Golf State Championship Qualifiers (top 3 teams of 5 players plus 9 individuals not on the top 3 teams):

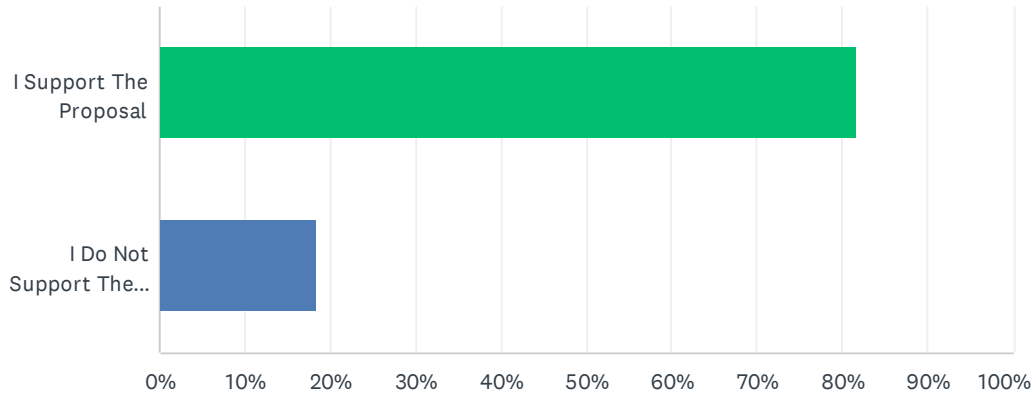
Answered: 114 Skipped: 0



ANSWER CHOICES	RESPONSES	
I Support The Proposal	87.72%	100
I Do Not Support The Proposal (Keep The Current Format)	12.28%	14
TOTAL		114

Q5 Women's Golf State Championship Qualifiers (top 3 teams of 5 players plus 17 individuals not on the top 3 teams):

Answered: 114 Skipped: 0



ANSWER CHOICES	RESPONSES	
I Support The Proposal	81.58%	93
I Do Not Support The Proposal (Keep The Current Format)	18.42%	21
TOTAL		114

Team Scores		
Place	School	Team Score
1	Raleigh Charter	256
2	NCSSM	278
3	East Wake Academy	303
4	Franklin Academy	305
5	Falls Lake Academy	310
6	Woods Charter	311
7	Washington	362

Fall 2021 Regional Results and Actual Qualifiers				
Place	First Name	Last Name	School	Score
1	Lily	Rowe	Raleigh Charter	72
2	Jenna	Rutledge	East Carteret	81
3	Jiya	Patel	Research Triangle	82
4	Mackenzie	Crossman	Chatham Charter	84
5	Julia	Greene	Raleigh Charter	85
5	Lily	Smith	NCSSM	85
7	Avery	Fauth	Seaforth	89
8	Erin	Barnett	Goldsboro	90
9	Sarah	Kenny	NCSSM	91
9	Alexis	Lewis	Rosewood	91
11	Trista	Pope	East Wake Academy	95
12	Beaty Lanier	Brown	East Duplin	96
12	Sofia	Gonzalez	Franklin Academy	96
14	Paige	Ritter	North Moore	97
15	Reagan	Mize	Chatham Central	98
15	Elise Teddy	Taylor	Woods Charter	98
17	Emily	Krueger	Franklin Academy	99
17	Allison	Song	Raleigh Charter	99
19	Sophie	Taylor	Woods Charter	100
20	Olivia	Dennis	Seaforth	101
20	Ashton	Huddleston	North Johnston	101
22	Madison	Oakley	Falls Lake Academy	102
22	Kendal	Win	NCSSM	102
24	Hailey	Anderson	Falls Lake Academy	103
24	Sarah	Howell	East Wake Academy	103
26	Ava	Maaske	Research Triangle	104
27	Gracie	Snipes	Princeton	105
27	Jana	Tackema	Falls Lake Academy	105
27	Madison	Wall	East Wake Academy	105
30	Julia	Plunk	Heide Trask	106
31	Lilly	Davis	Washington	109
31	Kenzy	Yang	Clinton	109
33	Isabella	Ventura	Franklin Academy	110
34	Ava	Williford	Clinton	112
35	Shaye	Phillips	Woods Charter	113
36	Madeline	Wooton	NCSSM	114
37	Ava	Howard	Vance Charter	115
37	Grace	Stovall	Vance Charter	115
37	Ashton	Wilkes	Chatham Central	115
37	Addison	Woods	North Johnston	115
41	Harley	Brumgard	NCSSM	119
42	Symone	Acevedo	Franklin Academy	122
43	Elizabeth	Manning	Washington	126
44	Anna	Shadle	Washington	127
45	Gracie	Sullivan	Princeton	142

Fall 2021 Regional Results and Proposal Qualifiers				
Place	First Name	Last Name	School	Score
1	Lily	Rowe	Raleigh Charter	72
2	Jenna	Rutledge	East Carteret	81
3	Jiya	Patel	Research Triangle	82
4	Mackenzie	Crossman	Chatham Charter	84
5	Julia	Greene	Raleigh Charter	85
5	Lily	Smith	NCSSM	85
7	Avery	Fauth	Seaforth	89
8	Erin	Barnett	Goldsboro	90
9	Sarah	Kenny	NCSSM	91
9	Alexis	Lewis	Rosewood	91
11	Trista	Pope	East Wake Academy	95
12	Beaty Lanier	Brown	East Duplin	96
12	Sofia	Gonzalez	Franklin Academy	96
14	Paige	Ritter	North Moore	97
15	Reagan	Mize	Chatham Central	98
15	Elise Teddy	Taylor	Woods Charter	98
17	Emily	Krueger	Franklin Academy	99
17	Allison	Song	Raleigh Charter	99
19	Sophie	Taylor	Woods Charter	100
20	Olivia	Dennis	Seaforth	101
20	Ashton	Huddleston	North Johnston	101
22	Madison	Oakley	Falls Lake Academy	102
22	Kendal	Win	NCSSM	102
24	Hailey	Anderson	Falls Lake Academy	103
24	Sarah	Howell	East Wake Academy	103
26	Ava	Maaske	Research Triangle	104
27	Gracie	Snipes	Princeton	105
27	Jana	Tackema	Falls Lake Academy	105
27	Madison	Wall	East Wake Academy	105
30	Julia	Plunk	Heide Trask	106
31	Lilly	Davis	Washington	109
31	Kenzy	Yang	Clinton	109
33	Isabella	Ventura	Franklin Academy	110
34	Ava	Williford	Clinton	112
35	Shaye	Phillips	Woods Charter	113
36	Madeline	Wooton	NCSSM	114
37	Ava	Howard	Vance Charter	115
37	Grace	Stovall	Vance Charter	115
37	Ashton	Wilkes	Chatham Central	115
37	Addison	Woods	North Johnston	115
41	Harley	Brumgard	NCSSM	119
42	Symone	Acevedo	Franklin Academy	122
43	Elizabeth	Manning	Washington	126
44	Anna	Shadle	Washington	127
45	Gracie	Sullivan	Princeton	142

Team Scores		
Place	School	Team Score
1	Gray Stone Day	251
2	West Stanly	278
3	Union Academy	316
4	Southwestern Randolph	319
5	Salisbury	330

Fall 2021 Regional Results and Actual Qualifiers				
Place	First Name	Last Name	School	Score
1	Katelyn	Griggs	Gray Stone Day	72
2	Caroline	Wright	Providence Grove	74
3	Eliza	Ofsanko	Bishop McGuinness	83
3	Kirstyn	Page	West Stokes	83
5	Laci	Anderson	East Wilkes	85
5	Jordan	Blake	Mount Pleasant	85
5	Hannah	Lineberry	Gray Stone Day	85
8	Paulina	Palmer	Randleman	88
9	Ashlyn	Hughes	West Stanly	89
10	Cassidy	Scott	West Stanly	91
11	Shyane	Burleson	South Stanly	92
12	Allison	Frey	Gray Stone Day	94
13	Morgan	Heilig	Providence Grove	95
14	Ilka	Kuleba	Gray Stone Day	96
15	Lilly	Whitten	West Stanly	98
16	Kylee	Brown	Forbush	99
17	Lexi	Auman	Southwestern Randolph	100
18	Trista	Berrier	North Surry	101
18	Sydney	Hlavacek	Salisbury	101
18	Marissa	Matthews	Union Academy	101
18	Alex	Stabler	West Stanly	101
22	Lindsey	Auman	Southwestern Randolph	103
22	Emma	Nobles	Wilkes Central	103
24	Jana	Price	West Stanly	105
25	Emma	Bretz	Union Academy	107
26	Elizabeth Betsy	Bretz	Union Academy	108
27	Morgan	Cooley	West Davidson	110
28	Courtney	Williams	Salisbury	111
29	Ava	Peterson	Mount Pleasant	113
29	Haley	Tyndall	S. Stokes	113
31	Morgan	Hiatt	Mount Airy	115
31	Layla	Simpson	South Stanly	115
33	Caiden	McDuffie	Southwestern Randolph	116
34	Azariah	Elder	North Rowan	117
35	Sophie	Chmiel	Salisbury	118
36	Marissa	Casstevens	North Surry	122
37	Hannah	Schmeltzer	Salisbury	131
38	Lily	Grieff	East Davidson	132

Fall 2021 Regional Results and Proposal Qualifiers				
Place	First Name	Last Name	School	Score
1	Katelyn	Griggs	Gray Stone Day	72
2	Caroline	Wright	Providence Grove	74
3	Eliza	Ofsanko	Bishop McGuinness	83
3	Kirstyn	Page	West Stokes	83
5	Laci	Anderson	East Wilkes	85
5	Jordan	Blake	Mount Pleasant	85
5	Hannah	Lineberry	Gray Stone Day	85
8	Paulina	Palmer	Randleman	88
9	Ashlyn	Hughes	West Stanly	89
10	Cassidy	Scott	West Stanly	91
11	Shyane	Burleson	South Stanly	92
12	Allison	Frey	Gray Stone Day	94
13	Morgan	Heilig	Providence Grove	95
14	Ilka	Kuleba	Gray Stone Day	96
15	Lilly	Whitten	West Stanly	98
16	Kylee	Brown	Forbush	99
17	Lexi	Auman	Southwestern Randolph	100
18	Trista	Berrier	North Surry	101
18	Sydney	Hlavacek	Salisbury	101
18	Marissa	Matthews	Union Academy	101
18	Alex	Stabler	West Stanly	101
22	Lindsey	Auman	Southwestern Randolph	103
22	Emma	Nobles	Wilkes Central	103
24	Jana	Price	West Stanly	105
25	Emma	Bretz	Union Academy	107
26	Elizabeth Betsy	Bretz	Union Academy	108
27	Morgan	Cooley	West Davidson	110
28	Courtney	Williams	Salisbury	111
29	Ava	Peterson	Mount Pleasant	113
29	Haley	Tyndall	S. Stokes	113
31	Morgan	Hiatt	Mount Airy	115
31	Layla	Simpson	South Stanly	115
33	Caiden	McDuffie	Southwestern Randolph	116
34	Azariah	Elder	North Rowan	117
35	Sophie	Chmiel	Salisbury	118
36	Marissa	Casstevens	North Surry	122
37	Hannah	Schmeltzer	Salisbury	131
38	Lily	Grieff	East Davidson	132

Team Scores		
Place	School	Team Score
1	Pine Lake Prep	258
2	Newton-Conover	259
3	Hendersonville	265
4	Patton	271
5	West Lincoln	275
6	Thomas Jefferson	323

Fall 2021 Regional Results and Actual Qualifiers				
Place	First Name	Last Name	School	Score
1	Caroline	Johnson	Pine Lake Prep	73
1	Madison	Logan	Hayesville	73
3	Malerie	Lague	Christ the King	76
4	Elizabeth Hunter	Hill	Hendersonville	77
5	Allie	Witherspoon	Patton	78
6	Reese	Coltrane	West Lincoln	79
7	Anna	Stiehler	Highlands	81
7	Sondra	Uon	Newton-Conover	81
9	Celeste	Little	Newton-Conover	85
10	Keira	Johnson	Owen	86
11	Katherine Katie	Kubec	Hendersonville	88
11	Emily	Rosenschein	Bradford Prep	88
13	Katie	Reibel	Patton	89
14	Kate	Wood	Pine Lake Prep	91
15	Hailey	Hicks	Newton-Conover	93
16	Lexie	Moyer	Pine Lake Prep	94
17	Brooke	Beddingfield	West Lincoln	95
17	Ivy	Young	Mitchell	95
19	Maddie	Hughes	Mountain Heritage	96
19	Sarah	Rothrock	Chase	96
21	Anna	Lally	Pine Lake Prep	98
22	Lindsey Jamison	Hodge	Draughn	99
23	Caroline	Pope	Hendersonville	100
24	Rae	Watson	West Lincoln	101
25	Abby	Baxter	West Lincoln	102
26	Chloe	Mann	Community School of Davidson	103
27	Kailey	Buchanan	Patton	104
28	Sarah Kate	Dobbins	Thomas Jefferson	106
28	Ella	Hughes	Pine Lake Prep	106
30	AnnMarie	Willis	Thomas Jefferson	107
31	Ivanna	Carreon	Corvian Community	108
32	Anna	Tate	Thomas Jefferson	110
32	Gyllian	Tessneer	Highland Tech	110
34	Hannah	Baxter	West Lincoln	112
35	Bob	Greer	Avery County	113
35	Eve	Stamper	Cherokee	113
37	Geneva Grace	Smith	Draughn	114
38	Morgan	Spears	Thomas Jefferson	121

Fall 2021 Regional Results and Proposal Qualifiers				
Place	First Name	Last Name	School	Score
1	Caroline	Johnson	Pine Lake Prep	73
1	Madison	Logan	Hayesville	73
3	Malerie	Lague	Christ the King	76
4	Elizabeth Hunter	Hill	Hendersonville	77
5	Allie	Witherspoon	Patton	78
6	Reese	Coltrane	West Lincoln	79
7	Anna	Stiehler	Highlands	81
7	Sondra	Uon	Newton-Conover	81
9	Celeste	Little	Newton-Conover	85
10	Keira	Johnson	Owen	86
11	Katherine Katie	Kubec	Hendersonville	88
11	Emily	Rosenschein	Bradford Prep	88
13	Katie	Reibel	Patton	89
14	Kate	Wood	Pine Lake Prep	91
15	Hailey	Hicks	Newton-Conover	93
16	Lexie	Moyer	Pine Lake Prep	94
17	Brooke	Beddingfield	West Lincoln	95
17	Ivy	Young	Mitchell	95
19	Maddie	Hughes	Mountain Heritage	96
19	Sarah	Rothrock	Chase	96
21	Anna	Lally	Pine Lake Prep	98
22	Lindsey Jamison	Hodge	Draughn	99
23	Caroline	Pope	Hendersonville	100
24	Rae	Watson	West Lincoln	101
25	Abby	Baxter	West Lincoln	102
26	Chloe	Mann	Community School of Davidson	103
27	Kailey	Buchanan	Patton	104
28	Sarah Kate	Dobbins	Thomas Jefferson	106
28	Ella	Hughes	Pine Lake Prep	106
30	AnnMarie	Willis	Thomas Jefferson	107
31	Ivanna	Carreon	Corvian Community	108
32	Anna	Tate	Thomas Jefferson	110
32	Gyllian	Tessneer	Highland Tech	110
34	Hannah	Baxter	West Lincoln	112
35	Bob	Greer	Avery County	113
35	Eve	Stamper	Cherokee	113
37	Geneva Grace	Smith	Draughn	114
38	Morgan	Spears	Thomas Jefferson	121

Team Scores		
Place	School	Team Score
1	Fike	268
2	Cape Fear	298
3	South Central	300
4	Triton	304
5	Hunt	307
6	Croatan	308
7	South Brunswick	313
8	Southern Nash	316
9	Richlands	328
10	South Johnston	356
11	West Johnston	359

Fall 2021 Regional Results and Actual Qualifiers				
Place	First Name	Last Name	School	Score
1	Jillian	Fatkin	South Brunswick	77
2	Bree	Council	Fike	78
3	Sanaa	Carter	Jacksonville	79
4	Peyton	Nichols	South Central	81
5	Adrien	Floars	C.B. Aycock	88
6	McKenzie	Gamble	Southern Nash	90
7	Claire	Marriott	Richlands	92
7	Lillian	Powell	South Brunswick	92
9	Morgan	Harold	Fike	94
9	Kate	Wilson	Cape Fear	94
11	Ashton	Barnes	Hunt	95
11	Jewel	Gilchrist	Western Hamett	95
13	Avery	Briley	Fike	96
13	Lexi	Perez	Cape Fear	96
15	Nicole	Hassi	Croatan	98
16	Sueann	Bass	Triton	101
16	Tristan	Ennis	Triton	101
16	Kinsley Tate	White	J.H. Rose	101
19	Neva	Chance	Triton	102
19	Parker	Marion	Croatan	102
21	Lainey	Edwards	South Johnston	104
21	Kathryn	Willoughby	Hunt	104
23	Haley	Paramore	South Central	107
23	Cydney	Richardson	Northern Nash	107
25	Maggie	Hall	Cape Fear	108
25	Natalia	Melbard	Croatan	108
25	Samantha	Puckett	Southern Nash	108
25	Anna Brooke	Taylor	Hunt	108
29	Allison	Anderson	Croatan	110
29	Anna	Coleman	Hunt	110
29	Isabelle	Henry	Franklinton	110
29	Kylie	Rose	Terry Sanford	110
33	Savanna	Hall	South Central	112
34	Allison	Boykin	Hunt	114
35	Tori	Haight	Croatan	115
35	Jenna	Underwood	West Johnston	115
37	Mackenzie	Schmitt	Richlands	117
38	Tabatha	Tomaszewski	Southern Nash	118
39	Emily	Crute	Richlands	119
39	Hannah	Walker	Cape Fear	119
41	Ella	Milliron	West Johnston	120
41	Kalyn	Trujillo	West Carteret	120
43	Danielle	Morgan	South Johnston	121
43	Rachel	Thomason	Fike	121
45	Jasmine	Horrigan	Southern Nash	122
46	Emma	Hamm	West Johnston	124
47	Lexie	Gamer	West Carteret	127
47	Mercedes	Ledbetter	Southern Nash	127
49	Savannah	Price	South Johnston	131
50	Samantha	Bishop	Franklinton	133
51	Caroline	Jones	Southern Wayne	135
52	Kyleigh	Caton	South Brunswick	144
53	Xahara	Johnson	Terry Sanford	148

Fall 2021 Regional Results and Proposal Qualifiers				
Place	First Name	Last Name	School	Score
1	Jillian	Fatkin	South Brunswick	77
2	Bree	Council	Fike	78
3	Sanaa	Carter	Jacksonville	79
4	Peyton	Nichols	South Central	81
5	Adrien	Floars	C.B. Aycock	88
6	McKenzie	Gamble	Southern Nash	90
7	Claire	Marriott	Richlands	92
7	Lillian	Powell	South Brunswick	92
9	Morgan	Harold	Fike	94
9	Kate	Wilson	Cape Fear	94
11	Ashton	Barnes	Hunt	95
11	Jewel	Gilchrist	Western Hamett	95
13	Avery	Briley	Fike	96
13	Lexi	Perez	Cape Fear	96
15	Nicole	Hassi	Croatan	98
16	Sueann	Bass	Triton	101
16	Tristan	Ennis	Triton	101
16	Kinsley Tate	White	J.H. Rose	101
19	Neva	Chance	Triton	102
19	Parker	Marion	Croatan	102
21	Lainey	Edwards	South Johnston	104
21	Kathryn	Willoughby	Hunt	104
23	Haley	Paramore	South Central	107
23	Cydney	Richardson	Northern Nash	107
25	Maggie	Hall	Cape Fear	108
25	Natalia	Melbard	Croatan	108
25	Samantha	Puckett	Southern Nash	108
25	Anna Brooke	Taylor	Hunt	108
29	Allison	Anderson	Croatan	110
29	Anna	Coleman	Hunt	110
29	Isabelle	Henry	Franklinton	110
29	Kylie	Rose	Terry Sanford	110
33	Savanna	Hall	South Central	112
34	Allison	Boykin	Hunt	114
35	Tori	Haight	Croatan	115
35	Jenna	Underwood	West Johnston	115
37	Mackenzie	Schmitt	Richlands	117
38	Tabatha	Tomaszewski	Southern Nash	118
39	Emily	Crute	Richlands	119
39	Hannah	Walker	Cape Fear	119
41	Ella	Milliron	West Johnston	120
41	Kalyn	Trujillo	West Carteret	120
43	Danielle	Morgan	South Johnston	121
43	Rachel	Thomason	Fike	121
45	Jasmine	Horrigan	Southern Nash	122
46	Emma	Hamm	West Johnston	124
47	Lexie	Gamer	West Carteret	127
47	Mercedes	Ledbetter	Southern Nash	127
49	Savannah	Price	South Johnston	131
50	Samantha	Bishop	Franklinton	133
51	Caroline	Jones	Southern Wayne	135
52	Kyleigh	Caton	South Brunswick	144
53	Xahara	Johnson	Terry Sanford	148

Team Scores		
Place	School	Team Score
1	Rockingham County	253
2	Oak Grove	270
3	Union Pines	285
4	Northwood	296
5	Western Alamance	304
6	Parkwood	353

Fall 2021 Regional Results and Actual Qualifiers				
Place	First Name	Last Name	School	Score
1	Emma	Niebauer	High Point Central	72
2	Emily	Mathews	Eastern Alamance	74
3	Salem	Lee	Asheboro	76
4	Elli	Flinchum	Rockingham County	77
5	Ella	Ott	Oak Grove	78
6	Lillian	Jordan	Northwood	84
7	Olivia	Peterson	Rockingham County	85
8	Makayla	Martinez	Western Alamance	87
9	Gillian	Garrison	Lee County	88
10	Madison	Flynt	Ledford	89
11	Sara	Adams	Union Pines	90
11	Camille	Lambert	Oak Grove	90
13	Carolyn	Coffey	Union Pines	91
13	Meredith	Pegram	Rockingham County	91
15	Mary	Massey	Western Alamance	95
16	Ariel	Quiroa	Parkwood	97
17	Addison	Sage	Ledford	99
18	Samantha	Durham	Orange	100
18	Lindsay	Vickers	Northwood	100
20	Taylor	Bond	Durham School of the Arts	102
20	Zoe	Crotts	Oak Grove	102
20	Jerina	Hill	Ben L. Smith	102
23	Heather	Shaw	Central Davidson	103
24	Shawna	McDonald	Union Pines	104
25	Haley	Thomas	Person	105
26	Morgan	Pettine	Union Pines	106
27	Addison	Allen	Asheboro	109
28	Christina	Burton	Durham School of the Arts	110
29	Sydney	Ballard	Parkwood	111
30	Jaclyn	Manzo	Union Pines	112
30	Amelia	Spell	Northwood	112
32	Yvonne Shaoyi	Shih	Atkins	113
33	Faith	McCormick	Scotland	115
34	Emma	Motsinger	Oak Grove	116
34	Reagan	Nichols	Central Davidson	116
36	Sarah	Durham	Orange	117
37	Ally	Mabry	Western Alamance	122
38	Carlee	Anderson	North Davidson	130
39	Alexandria	Revier	Parkwood	145

Fall 2021 Regional Results and Proposal Qualifiers				
Place	First Name	Last Name	School	Score
1	Emma	Niebauer	High Point Central	72
2	Emily	Mathews	Eastern Alamance	74
3	Salem	Lee	Asheboro	76
4	Elli	Flinchum	Rockingham County	77
5	Ella	Ott	Oak Grove	78
6	Lillian	Jordan	Northwood	84
7	Olivia	Peterson	Rockingham County	85
8	Makayla	Martinez	Western Alamance	87
9	Gillian	Garrison	Lee County	88
10	Madison	Flynt	Ledford	89
11	Sara	Adams	Union Pines	90
11	Camille	Lambert	Oak Grove	90
13	Carolyn	Coffey	Union Pines	91
13	Meredith	Pegram	Rockingham County	91
15	Mary	Massey	Western Alamance	95
16	Ariel	Quiroa	Parkwood	97
17	Addison	Sage	Ledford	99
18	Samantha	Durham	Orange	100
18	Lindsay	Vickers	Northwood	100
20	Taylor	Bond	Durham School of the Arts	102
20	Zoe	Crotts	Oak Grove	102
20	Jerina	Hill	Ben L. Smith	102
23	Heather	Shaw	Central Davidson	103
24	Shawna	McDonald	Union Pines	104
25	Haley	Thomas	Person	105
26	Morgan	Pettine	Union Pines	106
27	Addison	Allen	Asheboro	109
28	Christina	Burton	Durham School of the Arts	110
29	Sydney	Ballard	Parkwood	111
30	Jaclyn	Manzo	Union Pines	112
30	Amelia	Spell	Northwood	112
32	Yvonne Shaoyi	Shih	Atkins	113
33	Faith	McCormick	Scotland	115
34	Emma	Motsinger	Oak Grove	116
34	Reagan	Nichols	Central Davidson	116
36	Sarah	Durham	Orange	117
37	Ally	Mabry	Western Alamance	122
38	Carlee	Anderson	North Davidson	130
39	Alexandria	Revier	Parkwood	145

Team Scores		
Place	School	Team Score
1	East Rowan	263
2	Hibriten	268
3	North Lincoln	269
4	North Buncombe	279
5	Lake Norman Charter	280
6	East Lincoln	288
7	Concord	367

Fall 2021 Regional Results and Actual Qualifiers				
Place	First Name	Last Name	School	Score
1	Bekka	Mull	North Buncombe	75
2	Kyla	Callahan	East Lincoln	78
3	Trinity	White	Hibriten	82
4	Reagann	Smith	North Lincoln	83
4	McKenna	Williams	Tuscola	83
6	Tess	Palmer	Lake Norman Charter	85
7	Emma	Callahan	East Rowan	86
7	Hannah	Waddell	East Rowan	86
9	Jade	Corlew	West Charlotte	87
9	Adeline	Todd	North Lincoln	87
9	Grace	Van Patten	Statesville	87
12	Amelia	Connor	South Point	88
13	Georgia	Chapman	Lake Norman Charter	89
13	Allie	MacArthur	Crest	89
15	Virginia	Anders	Hibriten	90
16	Cheryl	Darr	Northwest Cabarrus	91
16	Addison	Queen	East Rowan	91
18	Kennedy	Gaulding	West Iredell	92
19	Lillian	Bowman	Hickory	93
19	Leah	Zsambeky	Northwest Cabarrus	93
21	Zoey	Walker	Hibriten	96
22	EMMA	GOODSON	Cramer	98
22	Claire	Graham	Hickory	98
22	Cecilee	Silver	Erwin	98
25	Haley	Klein	North Lincoln	99
26	Rachael	Hamby	Crest	100
27	Mabry	Land	Hibriten	101
28	Mykala	Anderson	North Buncombe	102
28	Hannah	Mehrmann	East Lincoln	102
28	Emma	Raines	North Buncombe	102
31	Ella	Pruitt	Erwin	104
32	HARPER	LAWING	Cramer	106
32	Havilyn	Smith	Lake Norman Charter	106
32	Kaliyah	Watson	Kings Mountain	106
35	Aspen	Greene	East Lincoln	108
35	Hailey Anne	Vandergraff	Ashe County	108
37	Payton	Broom	Smoky Mountain	109
38	Addie Elizabeth	Shaw	Ashe County	110
39	Kate	Smith	Concord	111
39	Christa	Swanner	St. Stephens	111
41	Sydney	Bradford	North Iredell	113
42	Kahley	Olert	Concord	114
43	Payton	Honeycutt	Enka	115
44	Rena	Harrison	Lake Norman Charter	126
45	Mckenzie	Jumey	Hibriten	129
46	Jennifer	Thompson	South Rowan	133
47	Chloe	Wagner	Concord	142
48	Emma	Cornelison	East Rowan	NS
48	Darla	Forrester	Tuscola	NS

Fall 2021 Regional Results and Proposal Qualifiers				
Place	First Name	Last Name	School	Score
1	Bekka	Mull	North Buncombe	75
2	Kyla	Callahan	East Lincoln	78
3	Trinity	White	Hibriten	82
4	Reagann	Smith	North Lincoln	83
4	McKenna	Williams	Tuscola	83
6	Tess	Palmer	Lake Norman Charter	85
7	Emma	Callahan	East Rowan	86
7	Hannah	Waddell	East Rowan	86
9	Jade	Corlew	West Charlotte	87
9	Adeline	Todd	North Lincoln	87
9	Grace	Van Patten	Statesville	87
12	Amelia	Connor	South Point	88
13	Georgia	Chapman	Lake Norman Charter	89
13	Allie	MacArthur	Crest	89
15	Virginia	Anders	Hibriten	90
16	Cheryl	Darr	Northwest Cabarrus	91
16	Addison	Queen	East Rowan	91
18	Kennedy	Gaulding	West Iredell	92
19	Lillian	Bowman	Hickory	93
19	Leah	Zsambeky	Northwest Cabarrus	93
21	Zoey	Walker	Hibriten	96
22	EMMA	GOODSON	Cramer	98
22	Claire	Graham	Hickory	98
22	Cecilee	Silver	Erwin	98
25	Haley	Klein	North Lincoln	99
26	Rachael	Hamby	Crest	100
27	Mabry	Land	Hibriten	101
28	Mykala	Anderson	North Buncombe	102
28	Hannah	Mehrmann	East Lincoln	102
28	Emma	Raines	North Buncombe	102
31	Ella	Pruitt	Erwin	104
32	HARPER	LAWING	Cramer	106
32	Havilyn	Smith	Lake Norman Charter	106
32	Kaliyah	Watson	Kings Mountain	106
35	Aspen	Greene	East Lincoln	108
35	Hailey Anne	Vandergraff	Ashe County	108
37	Payton	Broom	Smoky Mountain	109
38	Addie Elizabeth	Shaw	Ashe County	110
39	Kate	Smith	Concord	111
39	Christa	Swanner	St. Stephens	111
41	Sydney	Bradford	North Iredell	113
42	Kahley	Olert	Concord	114
43	Payton	Honeycutt	Enka	115
44	Rena	Harrison	Lake Norman Charter	126
45	Mckenzie	Jumey	Hibriten	129
46	Jennifer	Thompson	South Rowan	133
47	Chloe	Wagner	Concord	142
48	Emma	Cornelison	East Rowan	NS
48	Darla	Forrester	Tuscola	NS

Team Scores		
Place	School	Team Score
1	Cardinal Gibbons	228
2	Hoggard	256
3	Millbrook	265
4	Laney	273
5	Cleveland	284
6	Wake Forest	288
7	Athens Drive	289
8	New Bern	292
9	Topsail	292
10	Clayton	294
11	Corinth Holders	303
12	D.H. Conley	324
13	Pine Forest	334

Fall 2021 Regional Results and Actual Qualifiers				
Place	First Name	Last Name	School	Score
1	Ella	Pema	Cardinal Gibbons	68
2	Heather	Appelson	Heritage	71
3	Terra	Schmitt	Wakefield	73
4	Ellie	Hildreth	Hoggard	77
5	Katherine	Bricton	Cardinal Gibbons	78
5	Sloane	Spessard	Millbrook	78
7	Ann Lattie	Jackson	Cardinal Gibbons	82
8	Maddie	Vogan	New Bern	83
9	Sadler	Miller	Corinth Holders	84
9	Addison	Reid	Clayton	84
9	Crystal	Robertson	Cleveland	84
12	Nadeen	Elkassem	Millbrook	85
12	Mary Elizabeth	Harison	Cardinal Gibbons	85
14	Kaitlyn	Rand	Cardinal Gibbons	86
15	Karly	Woodall	Laney	87
16	Eliza	Fogleman	Topsail	88
16	Kayla	Statile	Hoggard	88
18	Erin	Alden	Heritage	89
18	Taylor	Black	D.H. Conley	89
18	Ava	Byrd	Broughton	89
21	Grace	Caudill	Hoggard	91
21	Mary Katherine	O'Malley	Laney	91
23	Skyler	Kipp	Wake Forest	92
24	Dawson	Jamon	Pine Forest	93
24	Ann Frances	Lakins	Broughton	93
26	Lauren	Locklear	Pumell Swett	94
26	Susan	McGraw	Athens Drive	94
26	Alex	Vasquez	Athens Drive	94
26	Paige	Wilkinson	Leesville Road	94
30	Ella	Ronner	Laney	95
31	Megan	Brantly	Wake Forest	96
31	Sarah	Enright	Ashley	96
33	Jamie	Adams	Cleveland	97
33	Kendall	Crawford	Wakefield	97
33	Madison	Fankboner	Hoggard	97
36	Makayla	Queen	New Bern	98
37	Parker	Bowman	Wake Forest	100
37	Sofia	Craft	Southeast Raleigh	100
37	Emily	Green	Topsail	100
40	Charlotte	Holcombe	Athens Drive	101
40	Trinity	Splawn	D.H. Conley	101
42	Tia	Burni	Enloe	102
42	Lydia	Terdik	Millbrook	102
44	Peyton	Desimone	Cleveland	103
44	Maggie	Gaskins	Clayton	103
44	Alyssia	Hendriks	Jack Britt	103
44	Hannah	Travis	Hoggard	103
48	Sage	Farmer	Cleveland	104
48	Heidi	Krieger	Topsail	104
48	Isabel	Musselwhite	Jack Britt	104
51	Katie	Faircloth	Fuquay - Varina	106
52	Sophia	Ayers	Gray's Creek	107
52	Luci	Credle	Clayton	107
52	Caroline	Garcia	Millbrook	107
52	Lillian	Swan	Topsail	107
56	Natalie	Watson	Corinth Holders	109
57	Madelyn	Lockhart	Corinth Holders	110
58	Cooper	Perryman	New Bern	111
59	Kaitlynn	Barnes	Fuquay - Varina	119
60	Nicole	Wetzberger	Pine Forest	120
61	Jordan	Blanton	Pine Forest	121
62	Marissa	Colbert	Cleveland	124
63	Mallory	Kinyo	Clayton	126
64	Mia	Jordan	D.H. Conley	134
65	Jaidyn	Abbey	Pine Forest	137

Fall 2021 Regional Results and Proposal Qualifiers				
Place	First Name	Last Name	School	Score
1	Ella	Pema	Cardinal Gibbons	68
2	Heather	Appelson	Heritage	71
3	Terra	Schmitt	Wakefield	73
4	Ellie	Hildreth	Hoggard	77
5	Katherine	Bricton	Cardinal Gibbons	78
5	Sloane	Spessard	Millbrook	78
7	Ann Lattie	Jackson	Cardinal Gibbons	82
8	Maddie	Vogan	New Bern	83
9	Sadler	Miller	Corinth Holders	84
9	Addison	Reid	Clayton	84
9	Crystal	Robertson	Cleveland	84
12	Nadeen	Elkassem	Millbrook	85
12	Mary Elizabeth	Harison	Cardinal Gibbons	85
14	Kaitlyn	Rand	Cardinal Gibbons	86
15	Karly	Woodall	Laney	87
16	Eliza	Fogleman	Topsail	88
16	Kayla	Statile	Hoggard	88
18	Erin	Alden	Heritage	89
18	Taylor	Black	D.H. Conley	89
18	Ava	Byrd	Broughton	89
21	Grace	Caudill	Hoggard	91
21	Mary Katherine	O'Malley	Laney	91
23	Skyler	Kipp	Wake Forest	92
24	Dawson	Jamon	Pine Forest	93
24	Ann Frances	Lakins	Broughton	93
26	Lauren	Locklear	Pumell Swett	94
26	Susan	McGraw	Athens Drive	94
26	Alex	Vasquez	Athens Drive	94
26	Paige	Wilkinson	Leesville Road	94
30	Ella	Ronner	Laney	95
31	Megan	Brantly	Wake Forest	96
31	Sarah	Enright	Ashley	96
33	Jamie	Adams	Cleveland	97
33	Kendall	Crawford	Wakefield	97
33	Madison	Fankboner	Hoggard	97
36	Makayla	Queen	New Bern	98
37	Parker	Bowman	Wake Forest	100
37	Sofia	Craft	Southeast Raleigh	100
37	Emily	Green	Topsail	100
40	Charlotte	Holcombe	Athens Drive	101
40	Trinity	Splawn	D.H. Conley	101
42	Tia	Burni	Enloe	102
42	Lydia	Terdik	Millbrook	102
44	Peyton	Desimone	Cleveland	103
44	Maggie	Gaskins	Clayton	103
44	Alyssia	Hendriks	Jack Britt	103
44	Hannah	Travis	Hoggard	103
48	Sage	Farmer	Cleveland	104
48	Heidi	Krieger	Topsail	104
48	Isabel	Musselwhite	Jack Britt	104
51	Katie	Faircloth	Fuquay - Varina	106
52	Sophia	Ayers	Gray's Creek	107
52	Luci	Credle	Clayton	107
52	Caroline	Garcia	Millbrook	107
52	Lillian	Swan	Topsail	107
56	Natalie	Watson	Corinth Holders	109
57	Madelyn	Lockhart	Corinth Holders	110
58	Cooper	Perryman	New Bern	111
59	Kaitlynn	Barnes	Fuquay - Varina	119
60	Nicole	Wetzberger	Pine Forest	120
61	Jordan	Blanton	Pine Forest	121
62	Marissa	Colbert	Cleveland	124
63	Mallory	Kinyo	Clayton	126
64	Mia	Jordan	D.H. Conley	134
65	Jaidyn	Abbey	Pine Forest	137

Team Scores		
Place	School	Team Score
1	Reagan	212
2	West Forsyth	229
3	Holly Springs	235
4	Pinecrest	236
5	Green Hope	238
6	Jordan	251
7	Northwest Guilford	253
8	Green Level	256
9	Northern Guilford	275
10	East Chapel Hill	278
11	Apex Friendship	283
12	Panther Creek	307
13	Davie	313
14	Southern Alamance	317

Fall 2021 Regional Results and Actual Qualifiers				
Place	First Name	Last Name	School	Score
1	Morgan	Ketchum	Reagan	69
2	Macy	Pate	Reagan	70
3	Maria	Atwood	Holly Springs	71
4	Anna	Howerton	Reagan	73
4	Mary-Paige	King	West Forsyth	73
6	Emerson	Dever	Jordan	75
7	Leah	Edwards	Northwest Guilford	76
7	Justine	Pennycooke	Green Hope	76
9	Jayden	Ford	Pinecrest	77
9	Sadie	Mecham	West Forsyth	77
11	Tyler	Spriggs	Green Hope	78
12	Camilah	Porras	Pinecrest	79
12	Paige	Sidney	West Forsyth	79
14	Boonyanant	Rujiranan	Pinecrest	80
15	Ava	Heaton	Green Level	81
15	Kitson	Oneal	Pinecrest	81
17	Ruth Anne	Asbill	Reagan	82
17	Hillary	Gong	Reagan	82
17	Kelsey	Jones	Holly Springs	82
17	Kiranpreet	Kaur	Holly Springs	82
21	Kaitlyn	Kruczek	Pinecrest	83
21	Mya	Smith	Jordan	83
23	Maddy	Linares	Green Level	84
23	Sidney	Renville	Green Hope	84
25	Anika	Ouellette	Holly Springs	85
26	Catherine	DeSiena	Northwest Guilford	86
26	Olivia	Tolbert	Northern Guilford	86
28	Sophia	Oh	East Chapel Hill	87
29	Addison	Moser	R.J. Reynolds	89
30	Cheyenne	Krupp	Apex Friendship	90
31	Graycen	Home	Green Level	91
31	Ashlyn	Strickland	Northern Guilford	91
31	Brooke	Tyler	Northwest Guilford	91
34	Annika	McDaniel	Davie	92
34	Cameron	Roberts	East Chapel Hill	92
36	Kiera	Leonard	Jordan	93
37	Sahej	Singh	Apex Friendship	94
38	Kaitlyn	Guild	Northwest Guilford	96
38	Camilla Anne	Marriott	Apex	96
38	Sophie	Smith	Grimsley	96
38	Mackenzie	Taylor	West Forsyth	96
38	Kendall	Tyler	Northwest Guilford	96
43	Seung Gloria	Choi	Panther Creek	98
43	Lauren	Eggers	Green Level	98
43	Grace	Jersey	Northern Guilford	98
46	Gracie	Hancock	Apex Friendship	99
46	Victoria	Howerton	Apex	99
46	Yaqi	Li	East Chapel Hill	99
46	Meera	Mheta	Page	99
46	Vibha	Raut	Panther Creek	99
46	Emerson	Vanzant	Davie	99
52	Georgia	Murphy	Middle Creek	100
53	Sydney	Crawford	Southern Alamance	103
53	Keerthana	Vemperala	Green Level	103
55	Sophia	Shoenfeld	Middle Creek	104
56	Madison	Brouillard	Southern Alamance	106
57	Sylvia	Bowers	Southern Alamance	108
57	Charley	Gaines	Northern Guilford	108
57	Peyton	Hiller	West Forsyth	108
60	Keira	Boisvert	Holly Springs	110
60	Bella	Russell	Panther Creek	110
62	Jocelyn	Lester	Green Hope	117
63	Anne Phillips	Eskridge	Page	118
63	Caroline	Witte	Grimsley	118
65	Krystal	Davis	Davie	122
66	Samantha	Chu	Green Hope	NS

Fall 2021 Regional Results and Proposal Qualifiers				
Place	First Name	Last Name	School	Score
1	Morgan	Ketchum	Reagan	69
2	Macy	Pate	Reagan	70
3	Maria	Atwood	Holly Springs	71
4	Anna	Howerton	Reagan	73
4	Mary-Paige	King	West Forsyth	73
6	Emerson	Dever	Jordan	75
7	Leah	Edwards	Northwest Guilford	76
7	Justine	Pennycooke	Green Hope	76
9	Jayden	Ford	Pinecrest	77
9	Sadie	Mecham	West Forsyth	77
11	Tyler	Spriggs	Green Hope	78
12	Camilah	Porras	Pinecrest	79
12	Paige	Sidney	West Forsyth	79
14	Boonyanant	Rujiranan	Pinecrest	80
15	Ava	Heaton	Green Level	81
15	Kitson	Oneal	Pinecrest	81
17	Ruth Anne	Asbill	Reagan	82
17	Hillary	Gong	Reagan	82
17	Kelsey	Jones	Holly Springs	82
17	Kiranpreet	Kaur	Holly Springs	82
21	Kaitlyn	Kruczek	Pinecrest	83
21	Mya	Smith	Jordan	83
23	Maddy	Linares	Green Level	84
23	Sidney	Renville	Green Hope	84
25	Anika	Ouellette	Holly Springs	85
26	Catherine	DeSiena	Northwest Guilford	86
26	Olivia	Tolbert	Northern Guilford	86
28	Sophia	Oh	East Chapel Hill	87
29	Addison	Moser	R.J. Reynolds	89
30	Cheyenne	Krupp	Apex Friendship	90
31	Graycen	Home	Green Level	91
31	Ashlyn	Strickland	Northern Guilford	91
31	Brooke	Tyler	Northwest Guilford	91
34	Annika	McDaniel	Davie	92
34	Cameron	Roberts	East Chapel Hill	92
36	Kiera	Leonard	Jordan	93
37	Sahej	Singh	Apex Friendship	94
38	Kaitlyn	Guild	Northwest Guilford	96
38	Camilla Anne	Marriott	Apex	96
38	Sophie	Smith	Grimsley	96
38	Mackenzie	Taylor	West Forsyth	96
38	Kendall	Tyler	Northwest Guilford	96
43	Seung Gloria	Choi	Panther Creek	98
43	Lauren	Eggers	Green Level	98
43	Grace	Jersey	Northern Guilford	98
46	Gracie	Hancock	Apex Friendship	99
46	Victoria	Howerton	Apex	99
46	Yaqi	Li	East Chapel Hill	99
46	Meera	Mheta	Page	99
46	Vibha	Raut	Panther Creek	99
46	Emerson	Vanzant	Davie	99
52	Georgia	Murphy	Middle Creek	100
53	Sydney	Crawford	Southern Alamance	103
53	Keerthana	Vemperala	Green Level	103
55	Sophia	Shoenfeld	Middle Creek	104
56	Madison	Brouillard	Southern Alamance	106
57	Sylvia	Bowers	Southern Alamance	108
57	Charley	Gaines	Northern Guilford	108
57	Peyton	Hiller	West Forsyth	108
60	Keira	Boisvert	Holly Springs	110
60	Bella	Russell	Panther Creek	110
62	Jocelyn	Lester	Green Hope	117
63	Anne Phillips	Eskridge	Page	118
63	Caroline	Witte	Grimsley	118
65	Krystal	Davis	Davie	122
66	Samantha	Chu	Green Hope	NS

Team Scores		
Place	School	Team Score
1	Ardrey Kell	222
2	Weddington	227
3	Cox Mill	229
4	Marvin Ridge	234
5	Myers Park	241
6	South Iredell	254
7	Charlotte Catholic	263
8	Hickory Ridge	263
9	Alexander Central	286
10	Cuthbertson	288
11	Hough	292
12	T.C. Roberson	305

Fall 2021 Regional Results and Actual Qualifiers				
Place	First Name	Last Name	School	Score
1	Sophie	Lauture	Cox Mill	65
2	Elizabeth	Rudisill	Myers Park	71
3	Nicole	Nash	Ardrey Kell	72
4	Isabella	Noot	Marvin Ridge	73
4	Jasmine	Yeung	Weddington	73
6	Shea	Smith	Ardrey Kell	74
7	Kennedy	Brady	Cox Mill	75
7	Lilianna	Carcel	Asheville	75
9	Adamma	Anukwuem	South Iredell	76
9	Maggie	Magner	South Mecklenburg	76
9	Emma	Miller	Ardrey Kell	76
9	Melissa	Wyman	Weddington	76
13	Kate	Dann	Charlotte Catholic	77
13	Ellen	Pritchard	Myers Park	77
13	Cailynn	Winford	Mooreville	77
13	Helena	Winterberg	Hickory Ridge	77
17	Brynn	Bishop	T.C. Roberson	78
17	Madi	Wallace	Weddington	78
19	Annika	Kullstam	Hopewell	79
20	Bridget	Sullivan	Marvin Ridge	80
21	Emma	Sperber	Marvin Ridge	81
21	Riley	Tanner	Hough	81
23	Peyton	Kifer	Sun Valley	83
24	Gigi	Nagy	A.C. Reynolds	84
25	Meghan	Christensen	Lake Norman	85
26	Grace	Allen	Butler	86
26	Emma	Babbidge	Providence	86
26	Sydney	Durham	Marvin Ridge	86
26	Maria	Franco	South Iredell	86
30	Haylee	Taylor	Piedmont	87
31	Aditi	Dumpala	Providence	88
31	Leighton	Ford	Ardrey Kell	88
33	Kenna	Nelson	Cox Mill	89
34	Chelsey	Amey	Alexander Central	91
34	Hailey	Schugel	Charlotte Catholic	91
34	Lauren	Watson	Weddington	91
37	Mary	Brown	South Iredell	92
37	Ella	Couper	Hickory Ridge	92
37	Claire	Kingsbury	Cuthbertson	92
37	Shrika	Renganathan	Mallard Creek	92
41	Parker	Matlock	Alexander Central	93
41	Tucker	Mullinix	Myers Park	93
43	Kellyn	Arnold	Marvin Ridge	94
43	Ashton	Kirkland	McDowell	94
43	Vanessa	Wightman	A.L. Brown	94
43	Hannah	Ziglar	Hickory Ridge	94
47	Annie	Coile	Charlotte Catholic	95
47	Rachel	Wang	Cuthbertson	95
47	Emma	Williams	South Mecklenburg	95
50	Avery	Elder	Hough	96
51	Rylee	Farr	South Caldwell	99
52	Anna	Montgomery	Myers Park	100
53	Morgan	Wood	Cuthbertson	101
54	Katelyn	Harrington	Alexander Central	102
55	Annika	Raghavan	Butler	103
55	Peyton	Reno	Ardrey Kell	103
55	Sally	Sandridge	T.C. Roberson	103
58	Lana	McCall	South Caldwell	104
59	Ashton	Barlowe	Cox Mill	106
60	Bethany	Critchler	Watauga	107
61	Faith	Yeley	Lake Norman	109
62	Amari	Malloy	Hickory Ridge	112
63	Maggie	Schugel	Charlotte Catholic	114
63	Olivia	Tresino	Charlotte Catholic	114
65	Isabella	Andrade	Hough	115
66	Anna	Prado	T.C. Roberson	124
67	Marie	Montgomery	Myers Park	DQ

Fall 2021 Regional Results and Proposal Qualifiers				
Place	First Name	Last Name	School	Score
1	Sophie	Lauture	Cox Mill	65
2	Elizabeth	Rudisill	Myers Park	71
3	Nicole	Nash	Ardrey Kell	72
4	Isabella	Noot	Marvin Ridge	73
4	Jasmine	Yeung	Weddington	73
6	Shea	Smith	Ardrey Kell	74
7	Kennedy	Brady	Cox Mill	75
7	Lilianna	Carcel	Asheville	75
9	Adamma	Anukwuem	South Iredell	76
9	Maggie	Magner	South Mecklenburg	76
9	Emma	Miller	Ardrey Kell	76
9	Melissa	Wyman	Weddington	76
13	Kate	Dann	Charlotte Catholic	77
13	Ellen	Pritchard	Myers Park	77
13	Cailynn	Winford	Mooreville	77
13	Helena	Winterberg	Hickory Ridge	77
17	Brynn	Bishop	T.C. Roberson	78
17	Madi	Wallace	Weddington	78
19	Annika	Kullstam	Hopewell	79
20	Bridget	Sullivan	Marvin Ridge	80
21	Emma	Sperber	Marvin Ridge	81
21	Riley	Tanner	Hough	81
23	Peyton	Kifer	Sun Valley	83
24	Gigi	Nagy	A.C. Reynolds	84
25	Meghan	Christensen	Lake Norman	85
26	Grace	Allen	Butler	86
26	Emma	Babbidge	Providence	86
26	Sydney	Durham	Marvin Ridge	86
26	Maria	Franco	South Iredell	86
30	Haylee	Taylor	Piedmont	87
31	Aditi	Dumpala	Providence	88
31	Leighton	Ford	Ardrey Kell	88
33	Kenna	Nelson	Cox Mill	89
34	Chelsey	Amey	Alexander Central	91
34	Hailey	Schugel	Charlotte Catholic	91
34	Lauren	Watson	Weddington	91
37	Mary	Brown	South Iredell	92
37	Ella	Couper	Hickory Ridge	92
37	Claire	Kingsbury	Cuthbertson	92
37	Shrika	Renganathan	Mallard Creek	92
41	Parker	Matlock	Alexander Central	93
41	Tucker	Mullinix	Myers Park	93
43	Kellyn	Arnold	Marvin Ridge	94
43	Ashton	Kirkland	McDowell	94
43	Vanessa	Wightman	A.L. Brown	94
43	Hannah	Ziglar	Hickory Ridge	94
47	Annie	Coile	Charlotte Catholic	95
47	Rachel	Wang	Cuthbertson	95
47	Emma	Williams	South Mecklenburg	95
50	Avery	Elder	Hough	96
51	Rylee	Farr	South Caldwell	99
52	Anna	Montgomery	Myers Park	100
53	Morgan	Wood	Cuthbertson	101
54	Katelyn	Harrington	Alexander Central	102
55	Annika	Raghavan	Butler	103
55	Peyton	Reno	Ardrey Kell	103
55	Sally	Sandridge	T.C. Roberson	103
58	Lana	McCall	South Caldwell	104
59	Ashton	Barlowe	Cox Mill	106
60	Bethany	Critchler	Watauga	107
61	Faith	Yeley	Lake Norman	109
62	Amari	Malloy	Hickory Ridge	112
63	Maggie	Schugel	Charlotte Catholic	114
63	Olivia	Tresino	Charlotte Catholic	114
65	Isabella	Andrade	Hough	115
66	Anna	Prado	T.C. Roberson	124
67	Marie	Montgomery	Myers Park	DQ

Team Scores		
Position	Team	Score
1st	Riverside	356
2nd	Northside	384
3rd	Southside	416
4th	Perquimans	446

Spring 2022 Regional Results and Actual Qualifiers				
Position	First Name	Last Name	School	Score
1	Isaiah	Taylor	Riverside	82
2	Gabe	Wynne	Riverside	83
3	EJ	Proctor	NECP	84
4	Noah	Johnson	Pamlico	85
T5	Noah	Stewart	Mattamuskeet	88
T5	Kameron	Hall	Perquimans	88
T5	Gabe	Matthews	Southside	88
6	David	Wallace	Northside	91
T7	Sam	Hardison	Riverside	92
T7	Layton	Dupree	Tarboro	92
8	Wyatt	Berry	Northside	93
T9	Gus	Vansant	Northside	99
T9	Trenton	Cowan	Riverside	99
T9	Caleb	Dixon	Southside	99
10	Zack	Bond	Northside	101
11	Claire	Holmes	Northside	108
12	Ty	Olson	Gates County	110
13	Tanner	Sprague	Perquimans	111
14	Stephen	Benson	Lejeune	112
T15	Grayson	Manning	Riverside	114
T15	Brice	Dixon	Southside	114
16	Harrison	Phelps	Southside	115
T17	Lee	Burroughs	Pamlico	117
T17	Noah	Sweeney	Perquimans	117
18	Ryann	Manning	NECP	118
T19	Braylon	Knapp	Perquimans	130
T19	Ty	Cole	Southside	130
20	Russell	Shaw	Pamlico	139

Spring 2022 Regional Results and Proposal Qualifiers				
Position	First Name	Last Name	School	Score
1	Isaiah	Taylor	Riverside	82
2	Gabe	Wynne	Riverside	83
3	EJ	Proctor	NECP	84
4	Noah	Johnson	Pamlico	85
T5	Noah	Stewart	Mattamuskeet	88
T5	Kameron	Hall	Perquimans	88
T5	Gabe	Matthews	Southside	88
6	David	Wallace	Northside	91
T7	Sam	Hardison	Riverside	92
T7	Layton	Dupree	Tarboro	92
8	Wyatt	Berry	Northside	93
T9	Gus	Vansant	Northside	99
T9	Trenton	Cowan	Riverside	99
T9	Caleb	Dixon	Southside	99
10	Zack	Bond	Northside	101
11	Claire	Holmes	Northside	108
12	Ty	Olson	Gates County	110
13	Tanner	Sprague	Perquimans	111
14	Stephen	Benson	Lejeune	112
T15	Grayson	Manning	Riverside	114
T15	Brice	Dixon	Southside	114
16	Harrison	Phelps	Southside	115
T17	Lee	Burroughs	Pamlico	117
T17	Noah	Sweeney	Perquimans	117
18	Ryann	Manning	NECP	118
T19	Braylon	Knapp	Perquimans	130
T19	Ty	Cole	Southside	130
20	Russell	Shaw	Pamlico	139

Team Scores		
Position	Team	Score
1	East Wake Academy	337
2	Rosewood	360
3	North Moore	361
4	River Mill	369
5	Vance Charter	376
6	Falls Lake	392
6	Voyger	392
8	Chatham Central	399
9	East Columbus	414

Spring 2022 Regional Results and Actual Qualifiers				
Position	First Name	Last Name	School	Score
1	Zach	Corbett	RiverMill	75
2	Cameron	Lutterloh	RiverMill	76
2	Hagen	Hill	Vance Charter	76
4	Ethan	Gelo	East Wake	80
4	Bryant	Pierce	East Wake	80
6	Corbin	Allen	Chatham Central	83
6	Aaron	Ingram	Rosewood	83
8	Austin	Brown	East Wake	86
8	Joseph	Rose	Hobbton	86
8	Carter	Hutchinson	Roxboro Community	86
8	Ryan	Dylan	Voyger	86
8	Luke	Smollen	Woods Charter	86
13	Brady	Pressler	North Moore	87
14	Jake	Poe	Chatham Central	88
14	Micah	Moore	Falls Lake	88
14	Mason	Gamer	North Moore	88
14	Graham	Buchanan	Voyger	88
18	Benjamin	Peacock	Rosewood	89
18	Will	White	Vance Charter	89
20	Jacob	Norton	East Wake	91
21	Payton	Hussey	Clover Garden	92
22	Graysen	Pittman	East Wake	93
22	Hayden	Gamer	North Moore	93
22	Brandon	Mason	Rosewood	93
25	Matt	Wilkenson	Oxford Prep	94
26	Daniel	Lewis	Rosewood	95
27	Ian	Williamson	West Columbus	96
28	Shane	Hunt	Falls Lake	97
28	Taft	Peterson	Falls Lake	97
30	Brian	Alsup	East Columbus	99
31	Conner	Kitchens	Chatham Central	100
31	JJ	Doutt	North Moore	100
31	Hunter	Gill	Vance Charter	100
34	Matthew	Caines	East Columbus	101
34	Josh	Hayden	Roxboro Community	101
36	Alex	Smollen	Woods Charter	104
37	Seth	Barfield	RiverMill	106
38	Andrew	Caines	East Columbus	107
38	Brandon	Inman	East Columbus	107
40	Collin	Madgar	Lakewood	108
40	Jackson	Jones	Roxboro Community	108
40	Kade	Bryant	Voyger	108
43	Seph	Trageser	Chatham Charter	109
44	Mason	Lee	Falls Lake	110
44	Kaden	Dendsmore	Voyger	110
46	Caden	Coghill	Vance Charter	111
47	Jackson	Wagner	East Columbus	112
47	Karson	Davis	RiverMill	112
49	Austin	Shaw	Chatham Central	118
49	Trace	Branch	Vance Charter	118
51	Benjamin	Farfour	Rosewood	120
52	Braxton	Conner	RiverMill	138
53	Dylan	Strickland	Hobbton	140
WD	Cody	Strickland	Lakewood	
WD	Patrick	Jordon	Woods Charter	
WD	Cole	Waldner	Woods Charter	
WD	Deacon	White	Woods Charter	
WD	Ethan	Walker	Voyger	

Spring 2022 Regional Results and Proposal Qualifiers				
Position	First Name	Last Name	School	Score
1	Zach	Corbett	RiverMill	75
2	Cameron	Lutterloh	RiverMill	76
2	Hagen	Hill	Vance Charter	76
4	Ethan	Gelo	East Wake	80
4	Bryant	Pierce	East Wake	80
6	Corbin	Allen	Chatham Central	83
6	Aaron	Ingram	Rosewood	83
8	Austin	Brown	East Wake	86
8	Joseph	Rose	Hobbton	86
8	Carter	Hutchinson	Roxboro Community	86
8	Ryan	Dylan	Voyger	86
8	Luke	Smollen	Woods Charter	86
13	Brady	Pressler	North Moore	87
14	Jake	Poe	Chatham Central	88
14	Micah	Moore	Falls Lake	88
14	Mason	Gamer	North Moore	88
14	Graham	Buchanan	Voyger	88
18	Benjamin	Peacock	Rosewood	89
18	Will	White	Vance Charter	89
20	Jacob	Norton	East Wake	91
21	Payton	Hussey	Clover Garden	92
22	Graysen	Pittman	East Wake	93
22	Hayden	Gamer	North Moore	93
22	Brandon	Mason	Rosewood	93
25	Matt	Wilkenson	Oxford Prep	94
26	Daniel	Lewis	Rosewood	95
27	Ian	Williamson	West Columbus	96
28	Shane	Hunt	Falls Lake	97
28	Taft	Peterson	Falls Lake	97
30	Brian	Alsup	East Columbus	99
31	Conner	Kitchens	Chatham Central	100
31	JJ	Doutt	North Moore	100
31	Hunter	Gill	Vance Charter	100
34	Matthew	Caines	East Columbus	101
34	Josh	Hayden	Roxboro Community	101
36	Alex	Smollen	Woods Charter	104
37	Seth	Barfield	RiverMill	106
38	Andrew	Caines	East Columbus	107
38	Brandon	Inman	East Columbus	107
40	Collin	Madgar	Lakewood	108
40	Jackson	Jones	Roxboro Community	108
40	Kade	Bryant	Voyger	108
43	Seph	Trageser	Chatham Charter	109
44	Mason	Lee	Falls Lake	110
44	Kaden	Dendsmore	Voyger	110
46	Caden	Coghill	Vance Charter	111
47	Jackson	Wagner	East Columbus	112
47	Karson	Davis	RiverMill	112
49	Austin	Shaw	Chatham Central	118
49	Trace	Branch	Vance Charter	118
51	Benjamin	Farfour	Rosewood	120
52	Braxton	Conner	RiverMill	138
53	Dylan	Strickland	Hobbton	140
WD	Cody	Strickland	Lakewood	
WD	Patrick	Jordon	Woods Charter	
WD	Cole	Waldner	Woods Charter	
WD	Deacon	White	Woods Charter	
WD	Ethan	Walker	Voyger	

Team Scores		
Position	Team	Score
1	South Stanly	331
2	Bishop McGuinness	364
3	Bradford Prep	395

Spring 2022 Regional Results and Actual Qualifiers				
Position	First Name	Last Name	School	Score
1	Dustin	Hurley	South Stanly	76
2	Connor	Carter	Eastern Randolph	78
2	Wyatt	Reeder	Gray Stone Day	78
4	Luke	Dennis	South Stanly	80
5	Jacob	Trainor	Gray Stone Day	84
6	Adam	McNeill	Bradford Prep	85
6	Ben	Nowinowski	Bradford Prep	85
8	Carson	Sickmiller	Comerstone Charter	86
9	William	Grissom	Bishop McGuinness	87
9	Jackson	Roper	Piedmont Comm Charter	87
9	Davis	Wright	South Stanly	87
12	Luke	Webb	South Stanly	88
13	Ted	Williams	Bishop McGuinness	90
13	Reid	Smith	South Stanly	90
15	Riggs	Handy	Bishop McGuinness	91
15	Ethan	Titus	Bradford Prep	91
17	Finley	Church	Gray Stone Day	92
18	Dain	Cmojevic	Leadership Academy	95
18	Jack	Traficanti	Union Academy	95
20	Sam	Sherill	Bishop McGuinness	96
20	Jayden	Moffitt	Eastern Randolph	96
22	Drew	Vaughn	Comerstone Charter	101
23	Kyle	Finberg	Comerstone Charter	102
24	Brodie	Lambeth	Uwharrie Charter	103
25	Gannon	Grunwald	Bishop McGuinness	105
26	Chandler	King	Uwharrie Charter	109
27	Corbin	Grisson	Uwharrie Charter	113
28	Logan	Johnson	South Davidson	120
29	Carter	Cashatt	South Davidson	130
30	Peter	Nowinowski	Bradford Prep	134
31	Mason	West	South Davidson	150
32	Evin	Wood	Bradford Prep	152

Spring 2022 Regional Results and Proposal Qualifiers				
Position	First Name	Last Name	School	Score
1	Dustin	Hurley	South Stanly	76
2	Connor	Carter	Eastern Randolph	78
2	Wyatt	Reeder	Gray Stone Day	78
4	Luke	Dennis	South Stanly	80
5	Jacob	Trainor	Gray Stone Day	84
6	Adam	McNeill	Bradford Prep	85
6	Ben	Nowinowski	Bradford Prep	85
8	Carson	Sickmiller	Comerstone Charter	86
9	William	Grissom	Bishop McGuinness	87
9	Jackson	Roper	Piedmont Comm Charter	87
9	Davis	Wright	South Stanly	87
12	Luke	Webb	South Stanly	88
13	Ted	Williams	Bishop McGuinness	90
13	Reid	Smith	South Stanly	90
15	Riggs	Handy	Bishop McGuinness	91
15	Ethan	Titus	Bradford Prep	91
17	Finley	Church	Gray Stone Day	92
18	Dain	Cmojevic	Leadership Academy	95
18	Jack	Traficanti	Union Academy	95
20	Sam	Sherill	Bishop McGuinness	96
20	Jayden	Moffitt	Eastern Randolph	96
22	Drew	Vaughn	Comerstone Charter	101
23	Kyle	Finberg	Comerstone Charter	102
24	Brodie	Lambeth	Uwharrie Charter	103
25	Gannon	Grunwald	Bishop McGuinness	105
26	Chandler	King	Uwharrie Charter	109
27	Corbin	Grisson	Uwharrie Charter	113
28	Logan	Johnson	South Davidson	120
29	Carter	Cashatt	South Davidson	130
30	Peter	Nowinowski	Bradford Prep	134
31	Mason	West	South Davidson	150
32	Evin	Wood	Bradford Prep	152

Team Scores		
Position	Team	Score
1	Michell	317
2	Christ the King	366
3	Elkin	339
4	South Stokes	339
5	Mount Airy	346
6	Cherryville	346
7	Avery	351
8	Murphy	353
9	Robbinville	402
	Highland	417

Spring 2022 Regional Results and Actual Qualifiers				
Position	First Name	Last Name	School	Score
1	Connor	Warren	Mitchell	69
2	James	Owings	Elkin	71
3	Larsen	Gallimore		73
4	Colin	Ferrick	Christ the King	74
5	Colby	Garland	Mitchell	75
6	Brody	Miller	Mitchell	78
7	Kola	Abudu		79
8	Tucker	Settle		81
9	Gabe	Baker		82
10	Tyler	Stroupe		82
13	Charlie	Haynes	Christ the King	83
12	Keelan	Robertson		83
11	Wyatt	Simmons		83
14	Blake	Tedder		83
15	Seth	Hedden		84
16	Jackson	Tedder		84
18	Levi	Andrews		85
17	Brooks	Sizemore		85
23	Isaiah	Brown		86
21	Connor	Golden		86
22	Brady	Hall		86
19	Eli	Morrison		86
25	Kaden	Smith		86
24	Noah	Sparks		86
20	Chapman	Utt		86
26	Paul	Brinegar	Elkin	87
28	Gordon	Dubisky		88
29	Dillon	Kocher	Christ the King	88
30	Wesley	Nations	Elkin	88
27	Sam	Skoog		88
32	Elijah	Daniels		89
31	Mason	Varney		89
33	Andrew	Barolet		90
34	W	Dyleski		90
35	Ryan	Sanders		90
38	Jacob	Daniels		91
36	Nikolai	Kellogg		91
37	Bryce	McFalls	Christ the King	91
40	Guian	Collado		92
39	Will	Jenkins		92
42	Matthew	Pelkey	Elkin	93
41	Avery	Poindexter		93
44	Noah	Broome		94
43	Bradey	Golden		94
45	Seth	Henson		94
46	Jaden	Barnett	Mitchell	95
48	Judah	Christian	Elkin	95
47	Lachlan	Dunn	Christ the King	95
51	Robbie	Bowman		97
49	Cody	Cline		97
50	Cohen	Jennings		97
52	Maddox	Dale	Mitchell	98
53	Michael	Griffin		98
54	Mason	Bandhour		99
55	Mason	Taylor		104
56	Bailey	Cole		105
57	Harper	Martin		107
58	Carson	Forrester		108
59	Dasen	Gross		109
61	Turner	Jackson		110
60	Amos	Stanberry		110
62	Domenic	Calascione		111
63	Carrol	Lambert		114
64	Harrison	Gates		115
65	Bryson	Snow		130

Spring 2022 Regional Results and Proposal Qualifiers				
Position	First Name	Last Name	School	Score
1	Connor	Warren	Mitchell	69
2	James	Owings	Elkin	71
3	Larsen	Gallimore		73
4	Colin	Ferrick	Christ the King	74
5	Colby	Garland	Mitchell	75
6	Brody	Miller	Mitchell	78
7	Kola	Abudu		79
8	Tucker	Settle		81
9	Gabe	Baker		82
10	Tyler	Stroupe		82
13	Charlie	Haynes	Christ the King	83
12	Keelan	Robertson		83
11	Wyatt	Simmons		83
14	Blake	Tedder		83
15	Seth	Hedden		84
16	Jackson	Tedder		84
18	Levi	Andrews		85
17	Brooks	Sizemore		85
23	Isaiah	Brown		86
21	Connor	Golden		86
22	Brady	Hall		86
19	Eli	Morrison		86
25	Kaden	Smith		86
24	Noah	Sparks		86
20	Chapman	Utt		86
26	Paul	Brinegar	Elkin	87
28	Gordon	Dubisky		88
29	Dillon	Kocher	Christ the King	88
30	Wesley	Nations	Elkin	88
27	Sam	Skoog		88
32	Elijah	Daniels		89
31	Mason	Varney		89
33	Andrew	Barolet		90
34	W	Dyleski		90
35	Ryan	Sanders		90
38	Jacob	Daniels		91
36	Nikolai	Kellogg		91
37	Bryce	McFalls	Christ the King	91
40	Guian	Collado		92
39	Will	Jenkins		92
42	Matthew	Pelkey	Elkin	93
41	Avery	Poindexter		93
44	Noah	Broome		94
43	Bradey	Golden		94
45	Seth	Henson		94
46	Jaden	Barnett	Mitchell	95
48	Judah	Christian	Elkin	95
47	Lachlan	Dunn	Christ the King	95
51	Robbie	Bowman		97
49	Cody	Cline		97
50	Cohen	Jennings		97
52	Maddox	Dale	Mitchell	98
53	Michael	Griffin		98
54	Mason	Bandhour		99
55	Mason	Taylor		104
56	Bailey	Cole		105
57	Harper	Martin		107
58	Carson	Forrester		108
59	Dasen	Gross		109
61	Turner	Jackson		110
60	Amos	Stanberry		110
62	Domenic	Calascione		111
63	Carrol	Lambert		114
64	Harrison	Gates		115
65	Bryson	Snow		130

Team Scores		
Position	Team	Score
1	Washington	326
2	North Johnston	346
3	East Duplin	381
4	East Carteret	399
5	North Lenior	426
6	Farmville Central	434

Spring 2022 Regional Results and Actual Qualifiers				
Position	First Name	Last Name	School	Score
1	Nate	O'Neal	Beddingfield	71
2	Robert	Bergervin	Washington	73
3	Clay	Pridgen	James Kenan	77
4	Noah	Whitley	Holmes	78
5	Holden	Rucker	Farmville Central	79
6	Ridge	Zerniak	Washington	80
7	Drew	O'Neal	Beddingfield	81
8	Will	Sutton	James Kenan	82
10	Noah	Moore	Beddingfield	83
9	Jesse	Richardson	North Johnston	83
11	Ashton	West	East Duplin	84
13	Jacob	Greene	North Johnston	85
12	Oliver	Thomas	Washington	85
14	Tanner	Gardner	North Johnston	86
15	Logan	Rachels	Princeton	87
16	Marshall	Asby	Washington	88
17	Garrett	Lane	Princeton	89
19	Chase	Wagoner	East Carteret	92
18	Tyler	Willard	North Johnston	92
21	Caleb	Gardner	Princeton	93
20	Terry	Kiser	East Duplin	93
22	Aiden	Hansen	West Craven	97
23	Ethan	Morris	West Craven	97
24	Peyton	Jomp	Camden	98
25	Jacob	Sugg	Farmville Central	98
26	Matthew	Ham	North Lenior	99
27	Brayden	Houston	East Duplin	99
29	Liam	Bullock	Washington	100
28	Paul	Lewis	East Carteret	100
30	Bryan	Racicot	South West Onslow	100
31	Patrick	Jones	South West Edgecombe	102
32	Finn	Diller	East Carteret	103
33	Chase	Diller	East Carteret	104
34	Caleb	Simmons	East Duplin	105
35	Ridge	Hinson	North Lenior	106
36	Caleb	Decker	West Craven	109
37	Tanner	Whitley	North Lenior	109
38	Cooper	Tilghman	North Lenior	112
39	Fisher	Hartsell	North Lenior	114
40	Mason	Whaley	East Duplin	115
41	Joshua	Lawhom	Goldsboro	116
42	Josh	Bare	North Johnston	117
43	Max	Bemauer	East Carteret	120
44	Summer	Howell	Farmville Central	125
45	Jonathan	Holloman	Farmville Central	132
46	Landon	Skinner	Farmville Central	140

Spring 2022 Regional Results and Proposal Qualifiers				
Position	First Name	Last Name	School	Score
1	Nate	O'Neal	Beddingfield	71
2	Robert	Bergervin	Washington	73
3	Clay	Pridgen	James Kenan	77
4	Noah	Whitley	Holmes	78
5	Holden	Rucker	Farmville Central	79
6	Ridge	Zerniak	Washington	80
7	Drew	O'Neal	Beddingfield	81
8	Will	Sutton	James Kenan	82
10	Noah	Moore	Beddingfield	83
9	Jesse	Richardson	North Johnston	83
11	Ashton	West	East Duplin	84
13	Jacob	Greene	North Johnston	85
12	Oliver	Thomas	Washington	85
14	Tanner	Gardner	North Johnston	86
15	Logan	Rachels	Princeton	87
16	Marshall	Asby	Washington	88
17	Garrett	Lane	Princeton	89
19	Chase	Wagoner	East Carteret	92
18	Tyler	Willard	North Johnston	92
21	Caleb	Gardner	Princeton	93
20	Terry	Kiser	East Duplin	93
22	Aiden	Hansen	West Craven	97
23	Ethan	Morris	West Craven	97
24	Peyton	Jomp	Camden	98
25	Jacob	Sugg	Farmville Central	98
26	Matthew	Ham	North Lenior	99
27	Brayden	Houston	East Duplin	99
29	Liam	Bullock	Washington	100
28	Paul	Lewis	East Carteret	100
30	Bryan	Racicot	South West Onslow	100
31	Patrick	Jones	South West Edgecombe	102
32	Finn	Diller	East Carteret	103
33	Chase	Diller	East Carteret	104
34	Caleb	Simmons	East Duplin	105
35	Ridge	Hinson	North Lenior	106
36	Caleb	Decker	West Craven	109
37	Tanner	Whitley	North Lenior	109
38	Cooper	Tilghman	North Lenior	112
39	Fisher	Hartsell	North Lenior	114
40	Mason	Whaley	East Duplin	115
41	Joshua	Lawhom	Goldsboro	116
42	Josh	Bare	North Johnston	117
43	Max	Bemauer	East Carteret	120
44	Summer	Howell	Farmville Central	125
45	Jonathan	Holloman	Farmville Central	132
46	Landon	Skinner	Farmville Central	140

Team Scores		
Position	Team	Score
1	Midway	329
2	Clinton	355
3	Raleigh Charter	364
4	Roanoke Rapids	367
8	Whiteville	368
5	NCSSM	395
6	East Bladen	409
7	Louisburg	416
9	Granville Central	516

Spring 2022 Regional Results and Actual Qualifiers				
Position	First Name	Last Name	School	Score
1	Spencer	Edwards	Nash Central	73
2	Logan	Atkins	Midway	79
2	Caden	Hodges	Midway	79
4	Griffin	Ching	Seaforth	81
5	Sam	Benjamin	Raleigh Charter	82
6	Wyatt	Beaver	Roanoke Rapids	83
6	Holden	Ellinger	Raleigh Charter	83
6	Albert	Kang	NCSSM	83
6	Kaison	Marley	Midway	83
10	Andrew	Byrd	Clinton	85
10	Gray	Stewart	Seaforth	85
12	Luke	Borror	Research Triangle	86
12	Noah	Snyder	Jordan-Matthews	86
14	Luke	Allen	NCSSM	87
14	Brayden	Mills	Roanoke Rapids	87
16	John Michael	Best	Midway	88
16	Brian	Johnson	Jordan-Matthews	88
16	Tyler	Reeves	Clinton	88
16	Jack	Stivers	Research Triangle	88
20	Cole	Hilbourn	Whiteville	89
21	Trent	Sumner	Clinton	90
22	Nic	Home	Whiteville	91
23	Kolton	Hammonds	Whiteville	92
23	Will	Morgan	Clinton	92
25	Jack	Hazlebeck	Midway	93
26	William	Dement	Louisburg	96
26	Finn	Howard	Clinton	96
26	Issac	Mendoza	West Bladen	96
26	Wesley	Stoll	Whiteville	96
30	Zack	Fusion	Nash Central	97
31	Landon	Mize	Louisburg	98
31	Hunt	Qualls	Roanoke Rapids	98
31	Cooper	Ruffing	Raleigh Charter	98
34	Douglas	Merritt	Roanoke Rapids	99
35	Ethan	Theissen	Raleigh Charter	101
36	Holden	Cheek	Granville Central	102
36	Chase	Knight	East Bladen	102
36	Jacob	Lewis	East Bladen	102
36	Bailey	Williams	East Bladen	102
40	Connor	Britt	East Bladen	103
40	Davis	Flynn	Raleigh Charter	103
42	Trent	Meares	West Bladen	104
43	Nathaniel	Dorman	Franklin Academy	105
43	Jude	Stanley	Whiteville	105
45	Christian	Britt	Fairmont	106
46	Liam	Mann	Research Triangle	107
47	Will	Champion	Louisburg	108
48	Fletcher	Stuart	NCSSM	110
49	Mason	Leonard	Louisburg	114
50	Josh	Haidt	NCSSM	115
51	Bryce	Ott	Roanoke Rapids	120
52	Ben	Tomcho	NCSSM	123
52	Roderick	Wilkins	Red Springs	123
54	Zack	Evans	Nash Central	124
54	Landon	Stone	Bunn	124
56	Nolan	O'Briant	Granville Central	132
57	Aaron	Faircloth	Granville Central	133
58	Austin	Roberson	Louisburg	143
59	Ray	Jackson	Granville Central	149
60	Andrew	Higgs	Granville Central	150

Spring 2022 Regional Results and Proposal Qualifiers				
Position	First Name	Last Name	School	Score
1	Spencer	Edwards	Nash Central	73
2	Logan	Atkins	Midway	79
2	Caden	Hodges	Midway	79
4	Griffin	Ching	Seaforth	81
5	Sam	Benjamin	Raleigh Charter	82
6	Wyatt	Beaver	Roanoke Rapids	83
6	Holden	Ellinger	Raleigh Charter	83
6	Albert	Kang	NCSSM	83
6	Kaison	Marley	Midway	83
10	Andrew	Byrd	Clinton	85
10	Gray	Stewart	Seaforth	85
12	Luke	Borror	Research Triangle	86
12	Noah	Snyder	Jordan-Matthews	86
14	Luke	Allen	NCSSM	87
14	Brayden	Mills	Roanoke Rapids	87
16	John Michael	Best	Midway	88
16	Brian	Johnson	Jordan-Matthews	88
16	Tyler	Reeves	Clinton	88
16	Jack	Stivers	Research Triangle	88
20	Cole	Hilbourn	Whiteville	89
21	Trent	Sumner	Clinton	90
22	Nic	Home	Whiteville	91
23	Kolton	Hammonds	Whiteville	92
23	Will	Morgan	Clinton	92
25	Jack	Hazlebeck	Midway	93
26	William	Dement	Louisburg	96
26	Finn	Howard	Clinton	96
26	Issac	Mendoza	West Bladen	96
26	Wesley	Stoll	Whiteville	96
30	Zack	Fusion	Nash Central	97
31	Landon	Mize	Louisburg	98
31	Hunt	Qualls	Roanoke Rapids	98
31	Cooper	Ruffing	Raleigh Charter	98
34	Douglas	Merritt	Roanoke Rapids	99
35	Ethan	Theissen	Raleigh Charter	101
36	Holden	Cheek	Granville Central	102
36	Chase	Knight	East Bladen	102
36	Jacob	Lewis	East Bladen	102
36	Bailey	Williams	East Bladen	102
40	Connor	Britt	East Bladen	103
40	Davis	Flynn	Raleigh Charter	103
42	Trent	Meares	West Bladen	104
43	Nathaniel	Dorman	Franklin Academy	105
43	Jude	Stanley	Whiteville	105
45	Christian	Britt	Fairmont	106
46	Liam	Mann	Research Triangle	107
47	Will	Champion	Louisburg	108
48	Fletcher	Stuart	NCSSM	110
49	Mason	Leonard	Louisburg	114
50	Josh	Haidt	NCSSM	115
51	Bryce	Ott	Roanoke Rapids	120
52	Ben	Tomcho	NCSSM	123
52	Roderick	Wilkins	Red Springs	123
54	Zack	Evans	Nash Central	124
54	Landon	Stone	Bunn	124
56	Nolan	O'Briant	Granville Central	132
57	Aaron	Faircloth	Granville Central	133
58	Austin	Roberson	Louisburg	143
59	Ray	Jackson	Granville Central	149
60	Andrew	Higgs	Granville Central	150

Team Scores		
Position	Team	Score
1	East Surry	314
2	Salisbury	333
3	West Davidson	337
4	Wheatmore	349
5	Forbush	357
6	West Stokes	360
7	Surry Central	374
8	Morehead	382
9	North Stanly	388
10	Providence Grove	397
11	West Stanly	408

Spring 2022 Regional Results and Actual Qualifiers				
Position	First Name	Last Name	School	Score
1	Anderson	Badgett	East Surry	74
2	Brandon	Bowman	West Stokes	76
3	Warren	Fesperman	Salisbury	76
4	Calvin	Hawkins	West Davidson	77
5	Chase	Harris	East Surry	78
6	Connor	Key	East Surry	79
8	Ryan	Baynard	Wheatmore	80
7	Ryan	Collins	West Stanly	80
9	Ethan	Hutchens	Forbush	81
10	Bradley	Davis Jr.	East Surry	83
11	William	Floyd	West Davidson	84
14	Adam	Hege	Surry Central	84
12	Carter	Huffman	North Wilkes	84
13	Will	Webb	Salisbury	84
17	Nick	Antosek	Salisbury	86
15	Joshua	Fulk	West Stokes	86
18	Aiden	Lyon	Forbush	86
16	Will	Twila	Morehead	86
19	Andrew	Bruner	West Davidson	87
20	Luke	Graeber	Salisbury	87
21	Ben	Walker	Wheatmore	87
25	Ethan	Campbell-Young	East Davidson	88
22	Ty	Horsley	Morehead	88
24	Ryan	Marshall	Wheatmore	88
23	Brody	York	North Surry	88
30	Ethan	Eamhardt	Trinity	89
26	Jonathan	Harding	West Davidson	89
28	Damien	Moser	West Stanly	89
29	Eli	Sloan	Forbush	89
27	Anden	Williams	West Davidson	89
31	Bo	Brincefield	Salisbury	91
33	KJ	Cooper	North Stanly	93
32	Jace	Goldbach	East Surry	93
34	Caden	Lowe	Walkertown	94
38	Jake	Marsee	East Davidson	94
35	Hunter	Marshall	Wheatmore	94
36	Cole	Taylor	Providence Grove	94
37	Wesley	Whitaker	Surry Central	94
40	Brandon	Davis	Providence Grove	95
41	Nathan	Narehood	Surry Central	95
39	Tatum	North	West Stokes	95
42	Blake	Hayes	Wilkes Central	96
43	Pierce	Carter	Robinson	97
45	Mac	Barfield	North Stanly	98
44	Aaron	Braunsberg	North Stanly	98
48	Justin	Blake	Mount Pleasant	99
47	Carson	Morris	North Stanly	99
46	Cooper	Phillips	Wheatmore	99
49	Zach	Ferrell	Trinity	100
52	Jerry	Almond	North Stanly	101
53	Reece	Hanson	Surry Central	101
51	Joe	Hennings	Forbush	101
50	Christopher	Hopper	Morehead	101
54	Kinley	White	Surry Central	101
56	Gavin	Shoe	Mount Pleasant	102
55	Will	Soule	SW Randolph	102
58	Taner	Estes	West Wilkes	103
59	Ashton	Lowery	Forest Hills	103
57	Skylar	Roberts	West Stokes	103
60	Jacob	Taylor	Trinity	103
61	Huntley	Bowers	Anson	104
62	Jacob	Grantham	Providence Grove	104
63	Seth	Tumer	Providence Grove	104
65	Zane	Caudle	Providence Grove	106
64	Hunter	Hall	Forbush	106
66	Mason	Medlock	Forest Hills	106
67	Michael	Hall	Morehead	107
68	Dylan	Lambert	McMichael	107
69	Mason	Chambers	Morehead	114
70	JT	Barbee	West Stanly	118
71	Jakob	Craver	Mount Pleasant	120
72	Conner	Ingle	West Stanly	121
73	Nick	Baringer	West Stanly	123
74	Osmin	Hernandez	McMichael	129
75	Andrew	Hill	Anson	131
76	Justin	Caswell	East Davidson	133
77	Reece	Graham	McMichael	134
78	Mayson	Cline	West Stokes	137
79	William	Franck	Lexington	155

Spring 2022 Regional Results and Proposal Qualifiers				
Position	First Name	Last Name	School	Score
1	Anderson	Badgett	East Surry	74
2	Brandon	Bowman	West Stokes	76
3	Warren	Fesperman	Salisbury	76
4	Calvin	Hawkins	West Davidson	77
5	Chase	Harris	East Surry	78
6	Connor	Key	East Surry	79
8	Ryan	Baynard	Wheatmore	80
7	Ryan	Collins	West Stanly	80
9	Ethan	Hutchens	Forbush	81
10	Bradley	Davis Jr.	East Surry	83
11	William	Floyd	West Davidson	84
14	Adam	Hege	Surry Central	84
12	Carter	Huffman	North Wilkes	84
13	Will	Webb	Salisbury	84
17	Nick	Antosek	Salisbury	86
15	Joshua	Fulk	West Stokes	86
18	Aiden	Lyon	Forbush	86
16	Will	Twila	Morehead	86
19	Andrew	Bruner	West Davidson	87
20	Luke	Graeber	Salisbury	87
21	Ben	Walker	Wheatmore	87
25	Ethan	Campbell-Young	East Davidson	88
22	Ty	Horsley	Morehead	88
24	Ryan	Marshall	Wheatmore	88
23	Brody	York	North Surry	88
30	Ethan	Eamhardt	Trinity	89
26	Jonathan	Harding	West Davidson	89
28	Damien	Moser	West Stanly	89
29	Eli	Sloan	Forbush	89
27	Anden	Williams	West Davidson	89
31	Bo	Brincefield	Salisbury	91
33	KJ	Cooper	North Stanly	93
32	Jace	Goldbach	East Surry	93
34	Caden	Lowe	Walkertown	94
38	Jake	Marsee	East Davidson	94
35	Hunter	Marshall	Wheatmore	94
36	Cole	Taylor	Providence Grove	94
37	Wesley	Whitaker	Surry Central	94
40	Brandon	Davis	Providence Grove	95
41	Nathan	Narehood	Surry Central	95
39	Tatum	North	West Stokes	95
42	Blake	Hayes	Wilkes Central	96
43	Pierce	Carter	Robinson	97
45	Mac	Barfield	North Stanly	98
44	Aaron	Braunsberg	North Stanly	98
48	Justin	Blake	Mount Pleasant	99
47	Carson	Morris	North Stanly	99
46	Cooper	Phillips	Wheatmore	99
49	Zach	Ferrell	Trinity	100
52	Jerry	Almond	North Stanly	101
53	Reece	Hanson	Surry Central	101
51	Joe	Hennings	Forbush	101
50	Christopher	Hopper	Morehead	101
54	Kinley	White	Surry Central	101
56	Gavin	Shoe	Mount Pleasant	102
55	Will	Soule	SW Randolph	102
58	Taner	Estes	West Wilkes	103
59	Ashton	Lowery	Forest Hills	103
57	Skylar	Roberts	West Stokes	103
60	Jacob	Taylor	Trinity	103
61	Huntley	Bowers	Anson	104
62	Jacob	Grantham	Providence Grove	104
63	Seth	Tumer	Providence Grove	104
65	Zane	Caudle	Providence Grove	106
64	Hunter	Hall	Forbush	106
66	Mason	Medlock	Forest Hills	106
67	Michael	Hall	Morehead	107
68	Dylan	Lambert	McMichael	107
69	Mason	Chambers	Morehead	114
70	JT	Barbee	West Stanly	118
71	Jakob	Craver	Mount Pleasant	120
72	Conner	Ingle	West Stanly	121
73	Nick	Baringer	West Stanly	123
74	Osmin	Hernandez	McMichael	129
75	Andrew	Hill	Anson	131
76	Justin	Caswell	East Davidson	133
77	Reece	Graham	McMichael	134
78	Mayson	Cline	West Stokes	137
79	William	Franck	Lexington	155

Team Scores		
Position	Team	Score
1	LINCOLN CHARTER	317
2	POLK	323
3	BANDYS	330
4	CHASE	337
5	HENDERSONVILLE	349
6	WEST LINCOLN	356
7	EAST BURKE	358
8	EAST GASTON	364

Spring 2022 Regional Results and Actual Qualifiers				
Position	First Name	Last Name	School	Score
T1	LAWSON	HARKEY	WEST LINCOLN	72
T1	SAMUEL	MACE	EAST BURKE	72
3	ATLEY	GABRIEL	BANDYS	73
T4	BAREK	CARDELL	SHELBY	75
T4	AVERY	HARDEN	POLK	75
T4	ETHAN	HAYES	EAST GASTON	75
T4	BROCK	REID	CHASE	75
8	SAMUEL	HARWELL	BANDYS	76
T9	JONATHON	JONES	LINCOLN CHARTER	77
T9	CONNOR	MADDOX	COMM. SCHOOL OF DAVIDSON	77
T9	REILLY	YODER	POLK	77
12	INA	WRIGHT	HENDERSONVILLE	78
T13	RAFE	DAVISON	COMM. SCHOOL OF DAVIDSON	79
T13	HATLEY	HICKS	NEWTON CONOVER	79
T13	STEVEN	MILLS	HENDERSONVILLE	79
T13	DYANNI	RHYNE	LINCOLN CHARTER	79
17	SAMUEL	BRUCE	LINCOLN CHARTER	80
T18	JOSEPH	BRUCE	LINCOLN CHARTER	81
T18	LUKE	HOOD	EAST RUTHERFORD	81
20	ZACH	HENDRICKS	WEST LINCOLN	82
T21	COOPER	MIZELLE	PINE LAKE PREP	83
T21	MATTHEW	UTZ	PINE LAKE PREP	83
T23	CHASE	ARNOLD	MADISON	84
T23	BRANDT	HERNDON	EAST RUTHERFORD	84
T23	GARRETT	PINKERTON	CHASE	84
T26	JACOB	HOLLAND	EAST RUTHERFORD	85
T26	EVAN	JONES	POLK	85
T26	MASON	NOLLY	MAIDEN	85
T29	CASEY	BEILER	POLK	86
T29	JUSTIN	PINKERTON	CHASE	86
T29	LUKE	WILKINSON	NEWTON CONOVER	86
T32	CHASE	BARNETTE	BANDYS	87
T32	AUSTIN	LINEBERGER	LINCOLN CHARTER	87
34	BRADY	CHAMBERLAIN	PATTON	90
35	CHASE	BREEDEN	CHASE	92
T36	KACE	BURNETTER	WEST LINCOLN	94
T36	OWEN	LITTLE	BANDYS	94
T36	NICHOLAS	NEWTON	EAST BURKE	94
T39	TODD	CARLSON	EAST GASTON	95
T39	BLANE	FULBRIGHT	EAST BURKE	95
T39	HARRISON	KENDALL	OWEN	95
T39	JAKE	MCSWAINE	EAST GASTON	95
T39	MYLES	MENETRE	POLK	95
T39	BRADEN	STRICKLAND	HENDERSONVILLE	95
T45	MATTHEW	CANNING	HENDERSONVILLE	97
T45	BEN	KENNEDY	HENDERSONVILLE	97
T45	JACOB	MOSTELLER	BANDYS	97
T45	PEYTON	SMITH	EAST BURKE	97
T49	BRANDON	FAIRFIELD	EAST GASTON	99
T49	JUSTIN	HAWKINS	EAST GASTON	99
T49	KORBYN	LAWING	MAIDEN	99
T52	ELI	CARICO	EAST BURKE	104
T52	NATHAN	HOYLE	CHASE	104
54	HOLDEN	TURNER	WEST LINCOLN	108
55	CAMDEN	SAIN	WEST LINCOLN	117

Spring 2022 Regional Results and Proposal Qualifiers				
Position	First Name	Last Name	School	Score
T1	LAWSON	HARKEY	WEST LINCOLN	72
T1	SAMUEL	MACE	EAST BURKE	72
3	ATLEY	GABRIEL	BANDYS	73
T4	BAREK	CARDELL	SHELBY	75
T4	AVERY	HARDEN	POLK	75
T4	ETHAN	HAYES	EAST GASTON	75
T4	BROCK	REID	CHASE	75
8	SAMUEL	HARWELL	BANDYS	76
T9	JONATHON	JONES	LINCOLN CHARTER	77
T9	CONNOR	MADDOX	COMM. SCHOOL OF DAVIDSON	77
T9	REILLY	YODER	POLK	77
12	INA	WRIGHT	HENDERSONVILLE	78
T13	RAFE	DAVISON	COMM. SCHOOL OF DAVIDSON	79
T13	HATLEY	HICKS	NEWTON CONOVER	79
T13	STEVEN	MILLS	HENDERSONVILLE	79
T13	DYANNI	RHYNE	LINCOLN CHARTER	79
17	SAMUEL	BRUCE	LINCOLN CHARTER	80
T18	JOSEPH	BRUCE	LINCOLN CHARTER	81
T18	LUKE	HOOD	EAST RUTHERFORD	81
20	ZACH	HENDRICKS	WEST LINCOLN	82
T21	COOPER	MIZELLE	PINE LAKE PREP	83
T21	MATTHEW	UTZ	PINE LAKE PREP	83
T23	CHASE	ARNOLD	MADISON	84
T23	BRANDT	HERNDON	EAST RUTHERFORD	84
T23	GARRETT	PINKERTON	CHASE	84
T26	JACOB	HOLLAND	EAST RUTHERFORD	85
T26	EVAN	JONES	POLK	85
T26	MASON	NOLLY	MAIDEN	85
T29	CASEY	BEILER	POLK	86
T29	JUSTIN	PINKERTON	CHASE	86
T29	LUKE	WILKINSON	NEWTON CONOVER	86
T32	CHASE	BARNETTE	BANDYS	87
T32	AUSTIN	LINEBERGER	LINCOLN CHARTER	87
34	BRADY	CHAMBERLAIN	PATTON	90
35	CHASE	BREEDEN	CHASE	92
T36	KACE	BURNETTER	WEST LINCOLN	94
T36	OWEN	LITTLE	BANDYS	94
T36	NICHOLAS	NEWTON	EAST BURKE	94
T39	TODD	CARLSON	EAST GASTON	95
T39	BLANE	FULBRIGHT	EAST BURKE	95
T39	HARRISON	KENDALL	OWEN	95
T39	JAKE	MCSWAINE	EAST GASTON	95
T39	MYLES	MENETRE	POLK	95
T39	BRADEN	STRICKLAND	HENDERSONVILLE	95
T45	MATTHEW	CANNING	HENDERSONVILLE	97
T45	BEN	KENNEDY	HENDERSONVILLE	97
T45	JACOB	MOSTELLER	BANDYS	97
T45	PEYTON	SMITH	EAST BURKE	97
T49	BRANDON	FAIRFIELD	EAST GASTON	99
T49	JUSTIN	HAWKINS	EAST GASTON	99
T49	KORBYN	LAWING	MAIDEN	99
T52	ELI	CARICO	EAST BURKE	104
T52	NATHAN	HOYLE	CHASE	104
54	HOLDEN	TURNER	WEST LINCOLN	108
55	CAMDEN	SAIN	WEST LINCOLN	117

Team Scores		
Position	Team	Score
1	J.H. Rose	307
2	South Johnston	324
3	West Carteret	335
4	South Brunswick	347
5	First Flight	348
6	Jacksonville	351
7	Fike	364
8	Hunt	369
9	WhiteOak	402

Spring 2022 Regional Results and Actual Qualifiers			
Position	Name	School	Score
2	Ryan John Jahr	West Brunswick	72
3	Shawn Benson	West Carteret	72
1	Tyler Jones	Jacksonville	72
4	Ethan Boyette	Fike	75
5	LukeMosley	J.H. Rose	75
6	Will Guidry	J.H. Rose	76
7	Cameron Hardison	J.H. Rose	78
9	JackWest	J.H. Rose	78
8	Lake Williams	J.H. Rose	78
10	Landon LeClerc	South Brunswick	78
12	Cole Howard	South Johnston	79
11	Jack Anthony Eckerd	Currituck County	79
13	Parker Denning	South Johnston	79
15	Jake Bradley	West Carteret	81
14	Matlew Ocson	Richlands	81
16	Kaden Gray	South Johnston	82
18	Jacob Rose	Dixon	83
19	Nick Bernard	First Flight	83
17	Parker Bumgarner	South Brunswick	83
21	Brady Carroll	South Johnston	84
20	Johnathan Le	Croatan	84
23	Colby Stephens	West Johnston	86
22	Ethan Trexler	North Brunswick	86
25	Hunter Braithwaite	First Flight	88
27	Jack Leary	Jacksonville	88
26	KeyLige	First Flight	88
24	Ryan Paul Fisher	Currituck County	88
29	David Garner	West Carteret	89
28	Evan Foster	First Flight	89
30	Gage Garvin	East Wake	90
33	LukeWalker	North Brunswick	90
32	Nathan Winchester	North Brunswick	90
31	Noah Gurganus	Hunt	90
35	Carter Maggard	South Brunswick	92
34	William "Payne" Stinagle	Hunt	92
38	Ryan Johnson	West Carteret	93
37	Thomas Pope	Hunt	93
36	Will Fogleman	Fike	93
39	Christopher "Davis" Mitchell	Hunt	94
40	Ford Disbrow	South Brunswick	94
42	Hayden Campbell	West Johnston	94
41	Tyler Deanes	South Central	94
44	Camden Phelps	South Brunswick	95
45	Joseph Strange	Southern Wayne	95
46	Krisdafer Nelson	WhiteOak	95
43	Nate Brooks	Jacksonville	95
49	Chris Stewart	Jacksonville	96
50	Davis Starling	West Carteret	96
48	Joshua Bass	Fike	96
47	Walter Earl Bailey	Currituck County	96
51	Cody Smull	South Central	97
52	Mat Raymond	Jacksonville	98
53	Blake Austin	First Flight	99
54	Colby Shearer	South Johnston	99
55	Zach Hill	Fike	100
58	Ashton Myers	WhiteOak	102
56	Benjamin Guthrie	Hunt	102
57	Jaden Hilliard	WhiteOak	102
59	Kenji Nelson	WhiteOak	103
60	Jacob Dowd	Havelock	105
61	Bryce Batten	Fike	106
62	Dominic Metcalf	Croatan	107

Spring 2022 Regional Results and Proposal Qualifiers			
Position	Name	School	Score
2	Ryan John Jahr	West Brunswick	72
3	Shawn Benson	West Carteret	72
1	Tyler Jones	Jacksonville	72
4	Ethan Boyette	Fike	75
5	LukeMosley	J.H. Rose	75
6	Will Guidry	J.H. Rose	76
7	Cameron Hardison	J.H. Rose	78
9	JackWest	J.H. Rose	78
8	Lake Williams	J.H. Rose	78
10	Landon LeClerc	South Brunswick	78
12	Cole Howard	South Johnston	79
11	Jack Anthony Eckerd	Currituck County	79
13	Parker Denning	South Johnston	79
15	Jake Bradley	West Carteret	81
14	Matlew Ocson	Richlands	81
16	Kaden Gray	South Johnston	82
18	Jacob Rose	Dixon	83
19	Nick Bernard	First Flight	83
17	Parker Bumgarner	South Brunswick	83
21	Brady Carroll	South Johnston	84
20	Johnathan Le	Croatan	84
23	Colby Stephens	West Johnston	86
22	Ethan Trexler	North Brunswick	86
25	Hunter Braithwaite	First Flight	88
27	Jack Leary	Jacksonville	88
26	KeyLige	First Flight	88
24	Ryan Paul Fisher	Currituck County	88
29	David Garner	West Carteret	89
28	Evan Foster	First Flight	89
30	Gage Garvin	East Wake	90
33	LukeWalker	North Brunswick	90
32	Nathan Winchester	North Brunswick	90
31	Noah Gurganus	Hunt	90
35	Carter Maggard	South Brunswick	92
34	William "Payne" Stinagle	Hunt	92
38	Ryan Johnson	West Carteret	93
37	Thomas Pope	Hunt	93
36	Will Fogleman	Fike	93
39	Christopher "Davis" Mitchell	Hunt	94
40	Ford Disbrow	South Brunswick	94
42	Hayden Campbell	West Johnston	94
41	Tyler Deanes	South Central	94
44	Camden Phelps	South Brunswick	95
45	Joseph Strange	Southern Wayne	95
46	Krisdafer Nelson	WhiteOak	95
43	Nate Brooks	Jacksonville	95
49	Chris Stewart	Jacksonville	96
50	Davis Starling	West Carteret	96
48	Joshua Bass	Fike	96
47	Walter Earl Bailey	Currituck County	96
51	Cody Smull	South Central	97
52	Mat Raymond	Jacksonville	98
53	Blake Austin	First Flight	99
54	Colby Shearer	South Johnston	99
55	Zach Hill	Fike	100
58	Ashton Myers	WhiteOak	102
56	Benjamin Guthrie	Hunt	102
57	Jaden Hilliard	WhiteOak	102
59	Kenji Nelson	WhiteOak	103
60	Jacob Dowd	Havelock	105
61	Bryce Batten	Fike	106
62	Dominic Metcalf	Croatan	107

Team Scores		
Position	Team	Score
1	Western Alamance	286
2	Terry Sanford	289
3	Cape Fear	303
4	Western Hamett	320
5	Williams	332
6	Union Pines	345
7	Lee County	369
8	Northern Nash	370
9	Northwood	380
10	Southern Nash	393
11	Carboro	398

Spring 2022 Regional Results and Actual Qualifiers				
Position	First Name	Last Name	School	Score
1	Jake	Conklin	Northwood	67
2	Jake	Clayton	Western Alamance	69
3	Ethan	Paschal	Terry Sanford	70
5	Gavin	Drose	Cape Fear	71
4	Parks	Helms	Terry Sanford	71
6	Connor	Massey	Western Alamance	72
7	Zach	Wilson	Western Alamance	72
8	Brad	Grajzar	Western Alamance	73
9	Thomas	Horne	Terry Sanford	73
11	Christos	Katsoudas	Williams	73
10	Nick Perry	Nick Perry	Cape Fear	73
12	Luke	McCorquandole	Cape Fear	74
13	Michael	Snyder	Hamett Central	74
14	Spencer	Barbour	Terry Sanford	75
15	Rylan	Patterson	Western Hamett	75
16	Gage	Hull	Union Pines	78
18	Jacob	Keamy	Southern Nash	79
17	Christopher	Thomas	Western Hamett	79
19	Jack	Clayman	Western Hamett	81
20	Bradley	Monschein	Cedar Ridge	81
21	Jon	Pellerito	Williams	82
22	Matthew	Ray	Franklinton	82
23	Will	Smith	Lee County	83
25	Gryffin	Brehler	Eastern Alamance	84
24	William "Alex"	Schenk	Terry Sanford	84
26	Chris	Woodell	Southern Lee	84
28	Ethan	Bateman	Western Hamett	85
27	Garrett	Hales	Cape Fear	85
30	Josh	Miller	Northern Nash	85
31	Braxton	Norris	Hamett Central	85
29	Mason	Pittman	Northern Nash	85
33	Tad	Cadell	Union Pines	87
34	Kenan	King	Williams	87
32	Konnor	Kinlaw	Union Pines	87
35	Jordan	Harless	Williams	90
36	Charlie	Jeffries	Lee County	92
40	Hayden	Mellott	Hamett Central	93
39	Kyle	Mills	Carboro	93
41	Jarrod	Pittman	Scotland	93
38	CARSON	WINSTEAD	Southern Nash	93
37	Corbin	Yow	Union Pines	93
42	Andrew	Craven	Union Pines	94
43	Kenneth	Snowden	Rocky Mount	94
45	Sam	Casper	Northern Nash	95
44	Landon	Davis	Western Hamett	95
47	Thomas	Loch	Orange	96
48	Luke	Seate	Scotland	96
46	Eric	Sheaves	Carboro	96
49	Seth	Beal	Lee County	97
51	Andrew	Fry	Franklinton	97
50	Will	Laudate	Lee County	97
52	Tristan	Cross	Williams	99
53	Luke	Dennis	Carboro	99
54	Jake	Garrett	Northwood	99
56	Fonzie	Flowers	Franklinton	100
55	Conner	Mabry	Western Alamance	100
57	Timothy	Williams	Southern Durham	100
58	Cole	Wolfgang	Northwood	103
59	Jacob	Thompson	Orange	104
61	Raiden	Deans	Northern Nash	105
60	ANDREW	THOMPSON	Southern Nash	105
62	Grant	McIntyre	Triton	108
63	Ben Brickner	Ben Brickner	Carboro	110
65	Aaron	Seate	Scotland	111
64	Thomas	Springle	Northwood	111
66	Benjamin	Hicks	Southern Durham	115
67	LEVY	BRANTLEY	Southern Nash	116
68	Nathan	Mills	Carboro	121
69	Eli	Montgomery	Lee County	122
70	DANIEL	COLLIE	Southern Nash	124
71	Tyler	Richmond	Southern Durham	125
72	Hayden	Miller	Northwood	132
73	Levi	Eutsler	Vance County	141
74	John	Gill	Northern Nash	194
75	Alex	Benbenek	Cape Fear	WD

Spring 2022 Regional Results and Proposal Qualifiers				
Position	First Name	Last Name	School	Score
1	Jake	Conklin	Northwood	67
2	Jake	Clayton	Western Alamance	69
3	Ethan	Paschal	Terry Sanford	70
5	Gavin	Drose	Cape Fear	71
4	Parks	Helms	Terry Sanford	71
6	Connor	Massey	Western Alamance	72
7	Zach	Wilson	Western Alamance	72
8	Brad	Grajzar	Western Alamance	73
9	Thomas	Horne	Terry Sanford	73
11	Christos	Katsoudas	Williams	73
10	Nick Perry	Nick Perry	Cape Fear	73
12	Luke	McCorquandole	Cape Fear	74
13	Michael	Snyder	Hamett Central	74
14	Spencer	Barbour	Terry Sanford	75
15	Rylan	Patterson	Western Hamett	75
16	Gage	Hull	Union Pines	78
18	Jacob	Keamy	Southern Nash	79
17	Christopher	Thomas	Western Hamett	79
19	Jack	Clayman	Western Hamett	81
20	Bradley	Monschein	Cedar Ridge	81
21	Jon	Pellerito	Williams	82
22	Matthew	Ray	Franklinton	82
23	Will	Smith	Lee County	83
25	Gryffin	Brehler	Eastern Alamance	84
24	William "Alex"	Schenk	Terry Sanford	84
26	Chris	Woodell	Southern Lee	84
28	Ethan	Bateman	Western Hamett	85
27	Garrett	Hales	Cape Fear	85
30	Josh	Miller	Northern Nash	85
31	Braxton	Norris	Hamett Central	85
29	Mason	Pittman	Northern Nash	85
33	Tad	Cadell	Union Pines	87
34	Kenan	King	Williams	87
32	Konnor	Kinlaw	Union Pines	87
35	Jordan	Harless	Williams	90
36	Charlie	Jeffries	Lee County	92
40	Hayden	Mellott	Hamett Central	93
39	Kyle	Mills	Carboro	93
41	Jarrod	Pittman	Scotland	93
38	CARSON	WINSTEAD	Southern Nash	93
37	Corbin	Yow	Union Pines	93
42	Andrew	Craven	Union Pines	94
43	Kenneth	Snowden	Rocky Mount	94
45	Sam	Casper	Northern Nash	95
44	Landon	Davis	Western Hamett	95
47	Thomas	Loch	Orange	96
48	Luke	Seate	Scotland	96
46	Eric	Sheaves	Carboro	96
49	Seth	Beal	Lee County	97
51	Andrew	Fry	Franklinton	97
50	Will	Laudate	Lee County	97
52	Tristan	Cross	Williams	99
53	Luke	Dennis	Carboro	99
54	Jake	Garrett	Northwood	99
56	Fonzie	Flowers	Franklinton	100
55	Conner	Mabry	Western Alamance	100
57	Timothy	Williams	Southern Durham	100
58	Cole	Wolfgang	Northwood	103
59	Jacob	Thompson	Orange	104
61	Raiden	Deans	Northern Nash	105
60	ANDREW	THOMPSON	Southern Nash	105
62	Grant	McIntyre	Triton	108
63	Ben Brickner	Ben Brickner	Carboro	110
65	Aaron	Seate	Scotland	111
64	Thomas	Springle	Northwood	111
66	Benjamin	Hicks	Southern Durham	115
67	LEVY	BRANTLEY	Southern Nash	116
68	Nathan	Mills	Carboro	121
69	Eli	Montgomery	Lee County	122
70	DANIEL	COLLIE	Southern Nash	124
71	Tyler	Richmond	Southern Durham	125
72	Hayden	Miller	Northwood	132
73	Levi	Eutsler	Vance County	141
74	John	Gill	Northern Nash	194
75	Alex	Benbenek	Cape Fear	WD

Team Scores		
Position	Team	Score
1	HP Central	312
2	Lake Norman Charter	323
3	Rockingham County	326

Spring 2022 Regional Results and Actual Qualifiers				
Position	First Name	Last Name	School	Score
1	Davis	DeLillie	HP Central	86
2	Talan	Harrison	Northwest Cabarrus	71
3	Cooper	Burris	Northwest Cabarrus	74
4	Alexander	Murphy	Central Academy	75
5	Luke	Crouse	Rockingham County	76
6	Will	Dalton	Lake Norman Charter	76
7	Landon	Merrell	East Rowan	76
8	Garson	Long	Lake Norman Charter	78
9	Jackson	Black	South Rowan	79
10	Blaine	Cayton	Rockingham County	79
11	William	Cranfield	Carson	79
12	Seth	Houser	Central Davidson	79
13	Rayan	Masterton	Central Cabarrus	79
14	McGwire	Owen	West Rowan	79
15	Trey	Benson	Oak Grove	80
16	Garrett	Bowers	Central Davidson	80
17	Cayden	Bryner	Oak Grove	80
18	Hunter	Busick	HP Central	80
19	Javon	Comer	Ledford	80
20	Luke	Payne	Asheboro	80
21	Ryder	Wilmouth	Rockingham County	80
22	Justin	Jenkins	Central Academy	82
23	Riley	Johnson	HP Central	82
24	Tyler	Kepley	West Rowan	82
25	Rayan	Patel	Central Academy	82
26	Brady	Rowland	Lake Norman Charter	82
27	Samuel	Starnes	Parkwood	82
28	Justin	Cole	West Rowan	83
29	David	Elliott	Asheboro	83
30	William	McKenzie	Oak Grove	84
31	Ian	White	HP Central	84
32	Jaden	Sprinkle	East Rowan	86
33	Luke	Riffle	Oak Grove	87
34	Patrick	Royster	Lake Norman Charter	87
35	Tanner	Walters	Ledford	87
36	Kenneth	Lanier	Central Davidson	89
37	Ty	Heitman	Central Davidson	90
38	Logan	Swanger	Northwest Cabarrus	90
39	Brendan	Wright	North Davidson	90
40	Cooper	Barnett	Oak Grove	91
41	William	Frye	Carson	91
42	Colby	Gunter	Rockingham County	91
43	Zack	Guill	Rockingham County	92
44	Sirr	Hill	Ben L Smith	92
45	Gavin	Slawter	Northwest Cabarrus	93
46	Jake	Bethune	Ledford	94
47	Cooper	Fleeman	Carson	94
48	Zack	Robertson	Ledford	95
49	Colby	Freeman	Central Davidson	96
50	Andrew	Bauer	North Davidson	97
51	Harrison	McCall	Carson	99
52	Adam	Peacock	HP Central	103
53	Lane	Demming	Central Academy	104
54	Jessee	Parr	Parkwood	104
55	Adam	Spangle	Ledford	106
56	Jonathon	Therecka	Carson	106
57	Charlie	Young	West Rowan	106
58	Davian	Anderson	Parkwood	107
59	Hunter	Hewitt	Central Academy	107
60	Jacob	Pasch	Northwest Cabarrus	107
61	Elias	DeLa Cruz	Parkwood	117
62	Jaylen	Abney	Dudley	122
63	Parker	Ranson	Atkins	126
64	Ayden	Foxx	Dudley	130
65	Gage	Ludwick	West Rowan	DQ
66	Ben	Bailey	Lake Norman Charter	W/D

Spring 2022 Regional Results and Proposal Qualifiers				
Position	First Name	Last Name	School	Score
1	Davis	DeLillie	HP Central	86
2	Talan	Harrison	Northwest Cabarrus	71
3	Cooper	Burris	Northwest Cabarrus	74
4	Alexander	Murphy	Central Academy	75
5	Luke	Crouse	Rockingham County	76
6	Will	Dalton	Lake Norman Charter	76
7	Landon	Merrell	East Rowan	76
8	Garson	Long	Lake Norman Charter	78
9	Jackson	Black	South Rowan	79
10	Blaine	Cayton	Rockingham County	79
11	William	Cranfield	Carson	79
12	Seth	Houser	Central Davidson	79
13	Rayan	Masterton	Central Cabarrus	79
14	McGwire	Owen	West Rowan	79
15	Trey	Benson	Oak Grove	80
16	Garrett	Bowers	Central Davidson	80
17	Cayden	Bryner	Oak Grove	80
18	Hunter	Busick	HP Central	80
19	Javon	Comer	Ledford	80
20	Luke	Payne	Asheboro	80
21	Ryder	Wilmouth	Rockingham County	80
22	Justin	Jenkins	Central Academy	82
23	Riley	Johnson	HP Central	82
24	Tyler	Kepley	West Rowan	82
25	Rayan	Patel	Central Academy	82
26	Brady	Rowland	Lake Norman Charter	82
27	Samuel	Starnes	Parkwood	82
28	Justin	Cole	West Rowan	83
29	David	Elliott	Asheboro	83
30	William	McKenzie	Oak Grove	84
31	Ian	White	HP Central	84
32	Jaden	Sprinkle	East Rowan	86
33	Luke	Riffle	Oak Grove	87
34	Patrick	Royster	Lake Norman Charter	87
35	Tanner	Walters	Ledford	87
36	Kenneth	Lanier	Central Davidson	89
37	Ty	Heitman	Central Davidson	90
38	Logan	Swanger	Northwest Cabarrus	90
39	Brendan	Wright	North Davidson	90
40	Cooper	Barnett	Oak Grove	91
41	William	Frye	Carson	91
42	Colby	Gunter	Rockingham County	91
43	Zack	Guill	Rockingham County	92
44	Sirr	Hill	Ben L Smith	92
45	Gavin	Slawter	Northwest Cabarrus	93
46	Jake	Bethune	Ledford	94
47	Cooper	Fleeman	Carson	94
48	Zack	Robertson	Ledford	95
49	Colby	Freeman	Central Davidson	96
50	Andrew	Bauer	North Davidson	97
51	Harrison	McCall	Carson	99
52	Adam	Peacock	HP Central	103
53	Lane	Demming	Central Academy	104
54	Jessee	Parr	Parkwood	104
55	Adam	Spangle	Ledford	106
56	Jonathon	Therecka	Carson	106
57	Charlie	Young	West Rowan	106
58	Davian	Anderson	Parkwood	107
59	Hunter	Hewitt	Central Academy	107
60	Jacob	Pasch	Northwest Cabarrus	107
61	Elias	DeLa Cruz	Parkwood	117
62	Jaylen	Abney	Dudley	122
63	Parker	Ranson	Atkins	126
64	Ayden	Foxx	Dudley	130
65	Gage	Ludwick	West Rowan	DQ
66	Ben	Bailey	Lake Norman Charter	W/D

Team Scores		
Position	Team	Score
1	KM	302
2	Crest	306
3	Cramer	307
4	Freedom	323
5	Foard	325
6	E. Lincoln	327
7	Enka	336
8	W. Henderson	338
9	Forestview	339
10	Pisgah	339
11	Tuscola	340
12	Hickory	349
13	N. Lincoln	355

Spring 2022 Regional Results and Actual Qualifiers				
Position	First Name	Last Name	School	Score
1	Will	Spicer	KM	67
2	Alex	Bock	Freedom	70
3	Max	Cranford	Foard	71
4	Nick	Noman	Forestview	71
5	Maddox	Whittington	Hibriten	72
6	Cody	Whitaker	Crest	73
7	Luke	Cochran	Cramer	74
8	Tate	Smith	Forestview	74
9	Isaac	Ensmann	N. Buncombe	75
10	Lane	Mason	N. Gaston	75
11	Sam	Decker	Tuscola	76
12	Sam	Robbins	Crest	76
13	Colton	Clevenger	W. Henderson	77
14	Harrison	Rowland	Cramer	77
15	Thomas	Spicer	KM	77
16	Andrew	Bull	Enka	78
17	Reed	Burton	Crest	78
18	Will	Faulkenberry	E. Lincoln	78
19	Aiden	Vargosko	Cramer	78
20	Rich	Wills	Cramer	78
21	Nathan	Aberle	N. Lincoln	79
22	Brayden	Anderson	W. Henderson	79
23	Cole	Boggs	Hickory	79
24	Jay	Busic	Foard	79
25	Caleb	Marr	KM	79
26	Jacob	Pennington	Crest	79
27	Cooper	Putnam	KM	79
28	Hunter	Vowell	Ashbrook	79
29	Brayden	West	Pisgah	79
30	Michael	Cates	Freedom	80
31	Eric	Lofitis	Pisgah	81
32	Jared	Myers	E. Lincoln	81
33	Camden	Philips	Ashbrook	81
34	Braxton	Reinhardt	Freedom	81
35	Chance	Barnes	W. Iredell	82
36	Ashton	Green	S. Point	82
37	Jacob	Adair	Enka	83
38	Tyler	Druskis	W. Henderson	83
39	Jacob	Edwards	Tuscola	83
40	Evan	Lofitis	Pisgah	83
41	Landon	Jay	E. Lincoln	84
42	Trent	Wharton	E. Lincoln	84
43	Cameron	Fowler	SM	85
44	Preston	Setzer	Foard	85
45	Brayden	Stacey	Crest	85
46	Jack	Tomlinson	Hickory	85
47	Zachary	Carr	Forestview	86
48	Drew	Coppin	E. Lincoln	86
49	Josh	Gillespie	KM	86
50	Joseph	Shaw	Ashe	86
51	Aidan	Bridgers	Hickory	87
52	Coleman	Frady	Enka	87
53	Tanner	Genety	SM	87
54	Conley	Killian	N. Lincoln	87
55	Jacob	Brooks	Enka	88
56	Ben	Neff	Enka	88
57	Colin	Decker	Tuscola	89
58	Reid	Essary	Foard	90
59	Logan	Pruitt	Erwin	90
60	Wey	Gragg	Hibriten	91
61	Taylor	Gregory	W. Iredell	91
62	Allen	Pfeiffer	Erwin	91
63	Aidan	Campbell	Tuscola	92
64	Wilson	Cates	Freedom	92
65	Cooper	Klein	N. Lincoln	92
66	Isaac	Muri	Tuscola	93
67	Lawson	Biggerstaff	Freedom	94
68	Benjamin	Manka	SM	94
69	Ethan	Laws	Hibriten	95
70	Stahle	Wyatt	SM	95
71	Colton	Clark	Pisgah	96
72	Cameron	Peacock	N. Lincoln	97
73	Zane	Krenzel	Hickory	98
74	Garrett	Davis	N. Lincoln	99
75	Ross	Naber	W. Henderson	99
76	Henry	Nichols	Hickory	100
77	Sam	Buckner	Statesville	101
78	Brixan	Burgess	N. Iredell	101
79	Will	Creasman	Erwin	107
80	Keith	Dickerson	Foard	107
81	Luke	Gilsdorf	W. Henderson	107
82	Evan	Friday	Forestview	108
83	Michael	Pridgeon	Cramer	108
84	Dylan	Yates	Pisgah	116
85	Carson	Moran	Forestview	123

Spring 2022 Regional Results and Proposal Qualifiers				
Position	First Name	Last Name	School	Score
1	Will	Spicer	KM	67
2	Alex	Bock	Freedom	70
3	Max	Cranford	Foard	71
4	Nick	Noman	Forestview	71
5	Maddox	Whittington	Hibriten	72
6	Cody	Whitaker	Crest	73
7	Luke	Cochran	Cramer	74
8	Tate	Smith	Forestview	74
9	Isaac	Ensmann	N. Buncombe	75
10	Lane	Mason	N. Gaston	75
11	Sam	Decker	Tuscola	76
12	Sam	Robbins	Crest	76
13	Colton	Clevenger	W. Henderson	77
14	Harrison	Rowland	Cramer	77
15	Thomas	Spicer	KM	77
16	Andrew	Bull	Enka	78
17	Reed	Burton	Crest	78
18	Will	Faulkenberry	E. Lincoln	78
19	Aiden	Vargosko	Cramer	78
20	Rich	Wills	Cramer	78
21	Nathan	Aberle	N. Lincoln	79
22	Brayden	Anderson	W. Henderson	79
23	Cole	Boggs	Hickory	79
24	Jay	Busic	Foard	79
25	Caleb	Marr	KM	79
26	Jacob	Pennington	Crest	79
27	Cooper	Putnam	KM	79
28	Hunter	Vowell	Ashbrook	79
29	Brayden	West	Pisgah	79
30	Michael	Cates	Freedom	80
31	Eric	Lofitis	Pisgah	81
32	Jared	Myers	E. Lincoln	81
33	Camden	Philips	Ashbrook	81
34	Braxton	Reinhardt	Freedom	81
35	Chance	Barnes	W. Iredell	82
36	Ashton	Green	S. Point	82
37	Jacob	Adair	Enka	83
38	Tyler	Druskis	W. Henderson	83
39	Jacob	Edwards	Tuscola	83
40	Evan	Lofitis	Pisgah	83
41	Landon	Jay	E. Lincoln	84
42	Trent	Wharton	E. Lincoln	84
43	Cameron	Fowler	SM	85
44	Preston	Setzer	Foard	85
45	Brayden	Stacey	Crest	85
46	Jack	Tomlinson	Hickory	85
47	Zachary	Carr	Forestview	86
48	Drew	Coppin	E. Lincoln	86
49	Josh	Gillespie	KM	86
50	Joseph	Shaw	Ashe	86
51	Aidan	Bridgers	Hickory	87
52	Coleman	Frady	Enka	87
53	Tanner	Genety	SM	87
54	Conley	Killian	N. Lincoln	87
55	Jacob	Brooks	Enka	88
56	Ben	Neff	Enka	88
57	Colin	Decker	Tuscola	89
58	Reid	Essary	Foard	90
59	Logan	Pruitt	Erwin	90
60	Wey	Gragg	Hibriten	91
61	Taylor	Gregory	W. Iredell	91
62	Allen	Pfeiffer	Erwin	91
63	Aidan	Campbell	Tuscola	92
64	Wilson	Cates	Freedom	92
65	Cooper	Klein	N. Lincoln	92
66	Isaac	Muri	Tuscola	93
67	Lawson	Biggerstaff	Freedom	94
68	Benjamin	Manka	SM	94
69	Ethan	Laws	Hibriten	95
70	Stahle	Wyatt	SM	95
71	Colton	Clark	Pisgah	96
72	Cameron	Peacock	N. Lincoln	97
73	Zane	Krenzel	Hickory	98
74	Garrett	Davis	N. Lincoln	99
75	Ross	Naber	W. Henderson	99
76	Henry	Nichols	Hickory	100
77	Sam	Buckner	Statesville	101
78	Brixan	Burgess	N. Iredell	101
79	Will	Creasman	Erwin	107
80	Keith	Dickerson	Foard	107
81	Luke	Gilsdorf	W. Henderson	107
82	Evan	Friday	Forestview	108
83	Michael	Pridgeon	Cramer	108
84	Dylan	Yates	Pisgah	116
85	Carson	Moran	Forestview	123

Team Scores		
Position	Team	Score
T1	Broughton	299
T1	DH Conley	299
3	Hoggard	300
T4	Cardinal Gibbons	301
T4	Wake Forest	301
6	Leesville Road	302
7	New Hanover	319
8	Wakefield	322
9	Clayton	324
10	Fuquay-Varina	328
11	Willow Spring	341
12	Corinth Holders	356

Spring 2022 Regional Results and Actual Qualifiers				
Position	First Name	Last Name	School	Score
1	Gray	Mitchum	DH Conley	69
1	William	Webb	Broughton	69
3	Liam	Percy	Wakefield	71
4	Jace	Barnes	Wake Forest	73
4	Simon	Burgos	Leesville Rd	73
4	John	Logan	Hoggard	73
4	Matthew	McCarthy	Gibbons	73
4	Luke	Mueller	Leesville Rd	73
9	John	Beskid	Gibbons	74
9	Daniel	Boone	Fuquay-Varina	74
9	Dylan	Lewis	Hoggard	74
12	Brant	Dattilo	Wake Forest	75
12	Coleton	Durant	DH Conley	75
12	Dylan	Workman	Laney	75
15	Tate	Bowyer	Hoggard	76
15	Travis	Gallup	DH Conley	76
15	Liam	Harris	Wake Forest	76
15	Maximilian	Newton	Gibbons	76
15	Charlie	Price	Broughton	76
15	Justin	Tracy	New Hanover	76
15	Alan	Van Asch	Leesville Rd	76
15	Jack	Webster	Broughton	76
23	Maddux	Cook	Hoggard	77
23	Kareem	Elkassem	Millbrook	77
23	Tegan	Garity	Wake Forest	77
26	William	Carr	Broughton	78
26	Bryce	Koehler	Topsail	78
26	Andrew	Perry	Fuquay-Varina	78
26	Andrew	Sevene	Gibbons	78
30	Frank	Averitt	New Hanover	79
30	Harrison	Cieri	Corinth Holders	79
30	Dylan	Johnson	Wakefield	79
30	Xavier	Khurshid	Cleveland	79
30	William	Woodard	Athens Drive	79
30	Jae	Yoon	DH Conley	79
36	Avery	Barnes	Leesville Rd	80
36	Ian	Doyle	Wakefield	80
36	Jacob	King	Clayton	80
36	Nathanael	Lassiter	Heritage	80
36	Chase	Nieshalla	Sanderson	80
36	Nick	Pohlman	New Hanover	80
36	TL	Riddick	Clayton	80
43	Brian	Overby	New Bern	81
43	Baxter	Poe	Broughton	81
43	Matt	Satkowiak	Clayton	81
43	Ben	Tran	Ashley	81
47	Andy	Levine	Enloe	82
47	Ryan	McCarthy	Gibbons	82
47	Jack	Wiley	Sanderson	82
50	Ethan	Holland	Willow Spring	83
50	Thomas	Tomlinson	Clayton	83
50	Samuel	Underwood	Cleveland	83
53	Carson	Elters	New Hanover	84
53	Carson	Hathaway	DH Conley	84
53	Bryson	Scheiner	Willow Spring	84
56	Chris	Gerhold	Wake Forest	85
56	Stewart	Kinlaw	Hoggard	85
56	Rett	Poindexter	Millbrook	85
56	Max	Wredberg	Fuquay-Varina	85
60	Jackson	Cowan	Corinth Holders	86
60	Web	Cowden	New Hanover	86
60	Jackson	Kilman	Leesville Rd	86
60	Will	Poplin	Willow Spring	86
64	Anderson	Holland	Topsail	87
65	Ennis	Green	Willow Spring	88
65	Brett	Hays	Heritage	88
67	Thomas	Gilkey	New Bern	89
67	Gabe	Thompson	Corinth Holders	89
69	DJ	Lipps	Cleveland	90
70	Ben	Lorio	New Bern	91
70	Tyler	Strickland	Fuquay-Varina	91
72	Justin	Cristinziano	Wakefield	92
73	Nathan	Wilson	Wakefield	93
74	Will	Game	New Bern	94
75	Evan	Woodard	Clayton	96
76	Colin	Bidwell	Fuquay-Varina	102
76	Jason	Blackley	Corinth Holders	102
78	Kristian	Hauer	Willow Spring	116
79	Camden	Lemonds	Gamer	WD
79	Josiah	Linton	Corinth Holders	WD

Spring 2022 Regional Results and Proposal Qualifiers				
Position	First Name	Last Name	School	Score
1	Gray	Mitchum	DH Conley	69
1	William	Webb	Broughton	69
3	Liam	Percy	Wakefield	71
4	Jace	Barnes	Wake Forest	73
4	Simon	Burgos	Leesville Rd	73
4	John	Logan	Hoggard	73
4	Matthew	McCarthy	Gibbons	73
4	Luke	Mueller	Leesville Rd	73
9	John	Beskid	Gibbons	74
9	Daniel	Boone	Fuquay-Varina	74
9	Dylan	Lewis	Hoggard	74
12	Brant	Dattilo	Wake Forest	75
12	Coleton	Durant	DH Conley	75
12	Dylan	Workman	Laney	75
15	Tate	Bowyer	Hoggard	76
15	Travis	Gallup	DH Conley	76
15	Liam	Harris	Wake Forest	76
15	Maximilian	Newton	Gibbons	76
15	Charlie	Price	Broughton	76
15	Justin	Tracy	New Hanover	76
15	Alan	Van Asch	Leesville Rd	76
15	Jack	Webster	Broughton	76
23	Maddux	Cook	Hoggard	77
23	Kareem	Elkassem	Millbrook	77
23	Tegan	Garity	Wake Forest	77
26	William	Carr	Broughton	78
26	Bryce	Koehler	Topsail	78
26	Andrew	Perry	Fuquay-Varina	78
26	Andrew	Sevene	Gibbons	78
30	Frank	Averitt	New Hanover	79
30	Harrison	Cieri	Corinth Holders	79
30	Dylan	Johnson	Wakefield	79
30	Xavier	Khurshid	Cleveland	79
30	William	Woodard	Athens Drive	79
30	Jae	Yoon	DH Conley	79
36	Avery	Barnes	Leesville Rd	80
36	Ian	Doyle	Wakefield	80
36	Jacob	King	Clayton	80
36	Nathanael	Lassiter	Heritage	80
36	Chase	Nieshalla	Sanderson	80
36	Nick	Pohlman	New Hanover	80
36	TL	Riddick	Clayton	80
43	Brian	Overby	New Bern	81
43	Baxter	Poe	Broughton	81
43	Matt	Satkowiak	Clayton	81
43	Ben	Tran	Ashley	81
47	Andy	Levine	Enloe	82
47	Ryan	McCarthy	Gibbons	82
47	Jack	Wiley	Sanderson	82
50	Ethan	Holland	Willow Spring	83
50	Thomas	Tomlinson	Clayton	83
50	Samuel	Underwood	Cleveland	83
53	Carson	Elters	New Hanover	84
53	Carson	Hathaway	DH Conley	84
53	Bryson	Scheiner	Willow Spring	84
56	Chris	Gerhold	Wake Forest	85
56	Stewart	Kinlaw	Hoggard	85
56	Rett	Poindexter	Millbrook	85
56	Max	Wredberg	Fuquay-Varina	85
60	Jackson	Cowan	Corinth Holders	86
60	Web	Cowden	New Hanover	86
60	Jackson	Kilman	Leesville Rd	86
60	Will	Poplin	Willow Spring	86
64	Anderson	Holland	Topsail	87
65	Ennis	Green	Willow Spring	88
65	Brett	Hays	Heritage	88
67	Thomas	Gilkey	New Bern	89
67	Gabe	Thompson	Corinth Holders	89
69	DJ	Lipps	Cleveland	90
70	Ben	Lorio	New Bern	91
70	Tyler	Strickland	Fuquay-Varina	91
72	Justin	Cristinziano	Wakefield	92
73	Nathan	Wilson	Wakefield	93
74	Will	Game	New Bern	94
75	Evan	Woodard	Clayton	96
76	Colin	Bidwell	Fuquay-Varina	102
76	Jason	Blackley	Corinth Holders	102
78	Kristian	Hauer	Willow Spring	116
79	Camden	Lemonds	Gamer	WD
79	Josiah	Linton	Corinth Holders	WD

Team Scores		
Position	Team	Score
1	Pinecrest	289
2	Green Hope	301
3	Holly Springs	306
4	Green Level	312
5	Apex Friendship	332
6	East Chapel Hill	351
7	Jordan	354
8	Jack Britt	362
9	So. Alamance	376
10	Pine Forest	379
11	Gray's Creek	418

Spring 2022 Regional Results and Actual Qualifiers				
Position	First Name	Last Name	School	Score
1	Holland	Giles	Pinecrest	69
2	Owens	Kose	Holly Springs	70
3	Hudson	Griffin	Pinecrest	72
4	Isar	Joshi	Pinecrest	73
4	James	Rico	Green Hope	73
6	Jake	Lewis	Green Hope	74
7	Jackson	Bode	Pinecrest	75
8	Carson	Bertagnole	Pinecrest	76
8	Quin	Covington	Green Level	76
8	William	Mitchell	Green Hope	76
11	Eli James	Matheson	Riverside	77
12	Ben	Hays	Green Level	78
12	Garrett	Beggs	E. Chapel Hill	78
12	Nick	Kleu	Green Hope	78
12	Quin	Polin	Green Hope	78
12	Ryder	Bessett	Holly Springs	78
12	Sam	Foxworth	Holly Springs	78
18	Caden	Covington	Green Level	79
18	Drew	Eggers	Green Level	79
20	Braeden	Gillen	Apex Friendship	80
20	Isaac C.	Arrowood	Riverside	80
20	Keegan	Jones	Holly Springs	80
23	Cooper	Champ	Green Level	81
24	Ben	Barnes	Apex Friendship	82
24	Camden	Kisner	Holly Springs	82
27	Miller	Browne	Apex Friendship	83
26	Patrick	Butler	Jordan	83
28	Aiden	Hendricks	Jack Britt	84
28	Ethan	Moore	So. Alamance	84
30	Jack	McCurdy	Apex	85
30	Timothy	McLoughlin	Cary	85
32	Aidan	Leggett	E. Chapel Hill	86
32	Carson	Grizer	Panther Creek	86
32	Daniel	Susann	E. Chapel Hill	86
32	Sean	Donton	Middle Creek	86
36	Nick	Goellner	Apex Friendship	87
37	Ayden	Mabe	Richmond	88
37	Chris	Ha	Jack Britt	88
37	Kyle	Baker	E. Chapel Hill	88
40	Conner	McNeill	Apex Friendship	89
40	Salder	Wood	So. Alamance	89
40	Trenton	Drake	Gray's Creek	89
43	Ethan	Brown	Richmond	90
43	Jordan	Palmer	Hoke County	90
43	Luke	Alderman	Jordan	90
43	Peter	Bryan	Jordan	90
47	Caiden	Ashley	Pine Forest	91
47	Jacob	Blanton	Pine Forest	91
47	William	Palumbo	Jordan	91
47	Zac	Palladino	E. Chapel Hill	91
51	Alexander	Banks	Hillside	92
51	Brennan	Shea	Jack Britt	92
53	Langdon	Paquin	Pine Forest	94
54	Ethan	Jackson	Gray's Creek	97
54	Tanner	Dickerson	Northern Durham	97
56	Connor	Shea	Jack Britt	98
56	Robert	Reedy	Hoke County	98
58	David	Rossignol	Overhills	99
58	Jameson	Locklear	Pumell Swett	99
60	Brody	Aydt	So. Alamance	100
60	Jacob	Lyles	Jordan	100
62	Daniel	Zeng	Lumberton	101
63	Luke	Greiner	So. Alamance	103
63	Nicholas	Win	Pine Forest	103
65	Nicholas	Byrd	Lumberton	104
66	Garrett	Hartley	Pine Forest	105
67	Frank	Millward	Gray's Creek	107
68	Caleb	Franklin	So. Alamance	111
69	Aiden	Beavers	Gray's Creek	125
70	Hunter	Berryhill	Overhills	128
71	Nevin	Frederick	Jack Britt	135
72	Hobbs	Jemigan	Gray's Creek	147
	Christon	Bucholtz	South View	DQ

Spring 2022 Regional Results and Proposal Qualifiers				
Position	First Name	Last Name	School	Score
1	Holland	Giles	Pinecrest	69
2	Owens	Kose	Holly Springs	70
3	Hudson	Griffin	Pinecrest	72
4	Isar	Joshi	Pinecrest	73
4	James	Rico	Green Hope	73
6	Jake	Lewis	Green Hope	74
7	Jackson	Bode	Pinecrest	75
8	Carson	Bertagnole	Pinecrest	76
8	Quin	Covington	Green Level	76
8	William	Mitchell	Green Hope	76
11	Eli James	Matheson	Riverside	77
12	Garrett	Beggs	E. Chapel Hill	78
12	Ryder	Bessett	Holly Springs	78
12	Sam	Foxworth	Holly Springs	78
12	Ben	Hays	Green Level	78
12	Nick	Kleu	Green Hope	78
12	Quin	Polin	Green Hope	78
18	Caden	Covington	Green Level	79
18	Drew	Eggers	Green Level	79
20	Isaac C.	Arrowood	Riverside	80
20	Braeden	Gillen	Apex Friendship	80
20	Keegan	Jones	Holly Springs	80
23	Cooper	Champ	Green Level	81
24	Ben	Barnes	Apex Friendship	82
24	Camden	Kisner	Holly Springs	82
27	Miller	Browne	Apex Friendship	83
26	Patrick	Butler	Jordan	83
28	Aiden	Hendricks	Jack Britt	84
28	Ethan	Moore	So. Alamance	84
30	Jack	McCurdy	Apex	85
30	Timothy	McLoughlin	Cary	85
32	Sean	Donton	Middle Creek	86
32	Carson	Grizer	Panther Creek	86
32	Aidan	Leggett	E. Chapel Hill	86
32	Daniel	Susann	E. Chapel Hill	86
36	Nick	Goellner	Apex Friendship	87
37	Kyle	Baker	E. Chapel Hill	88
37	Chris	Ha	Jack Britt	88
37	Ayden	Mabe	Richmond	88
40	Trenton	Drake	Gray's Creek	89
40	Conner	McNeill	Apex Friendship	89
40	Salder	Wood	So. Alamance	89
43	Luke	Alderman	Jordan	90
43	Ethan	Brown	Richmond	90
43	Peter	Bryan	Jordan	90
43	Jordan	Palmer	Hoke County	90
47	Caiden	Ashley	Pine Forest	91
47	Jacob	Blanton	Pine Forest	91
47	Zac	Palladino	E. Chapel Hill	91
47	William	Palumbo	Jordan	91
51	Alexander	Banks	Hillside	92
51	Brennan	Shea	Jack Britt	92
53	Langdon	Paquin	Pine Forest	94
54	Tanner	Dickerson	Northern Durham	97
54	Ethan	Jackson	Gray's Creek	97
56	Robert	Reedy	Hoke County	98
56	Connor	Shea	Jack Britt	98
58	Jameson	Locklear	Pumell Swett	99
58	David	Rossignol	Overhills	99
60	Brody	Aydt	So. Alamance	100
60	Jacob	Lyles	Jordan	100
62	Daniel	Zeng	Lumberton	101
63	Luke	Greiner	So. Alamance	103
63	Nicholas	Win	Pine Forest	103
65	Nicholas	Byrd	Lumberton	104
66	Garrett	Hartley	Pine Forest	105
67	Frank	Millward	Gray's Creek	107
68	Caleb	Franklin	So. Alamance	111
69	Aiden	Beavers	Gray's Creek	125
70	Hunter	Berryhill	Overhills	128
71	Nevin	Frederick	Jack Britt	135
72	Hobbs	Jemigan	Gray's Creek	147
	Christon	Bucholtz	South View	DQ

Team Scores		
Position	Team	Score
1	R.J. Reynolds	288
2	Marvin Ridge	295
3	Page	301
4	Northern Guilford	306
5	Weddington	311
6	Reagan	312
6	Cuthbertson	312
8	Northwest Guilford	313
9	West Forsyth	314
10	Grimsley	322
11	Lake Norman	324
12	Cox Mill	328
13	South Iredell	332

Spring 2022 Regional Results and Actual Qualifiers			
Position	Name	School	Score
1	Jack Boyer	Ragsdale	69
2	Fisher Kennedy	R.J. Reynolds	70
2	Matthew McDougall	Cuthbertson	70
4	Jeremy Voigt	Marvin Ridge	71
5	Ford Morrow	R.J. Reynolds	72
5	Hayden Magnussen	Northern Guilford	72
5	Owen Pearce	R.J. Reynolds	72
8	Jack Wieler	Marvin Ridge	73
8	Ryan Osterberg	Cuthbertson	73
8	Tanner Cadieux	Page	73
11	Cooper Diaz	Reagan	74
11	Preston Howe	R.J. Reynolds	74
13	Brandon Gold	Southwest Guilford	75
13	Charlie Plate	Page	75
13	Chase McLaughlin	Glenn	75
13	Gavin Deibler	Reagan	75
13	King Carter II	Marvin Ridge	75
18	Brandon Jones	Hickory Ridge	76
18	Christian Beeker	Page	76
18	Hunter Master	Northwest Guilford	76
18	Ian Podziewski	Marvin Ridge	76
18	Ty Wojusik	Weddington	76
18	Will Lassiter	Weddington	76
24	Blaine Creed	Northwest Guilford	77
24	Hunter Master	Northwest Guilford	77
24	Jack McCarthy	West Forsyth	77
24	Jarred Trindel	Northern Guilford	77
24	Ryan Dunn	Marvin Ridge	77
24	Shuford Edwards	Page	77
30	Ben Kremer	Grimsley	78
30	Evan Owen	Mount Tabor	78
30	Jackson Ray	Porter Ridge	78
30	John P. Starling	South Iredell	78
30	Luke Sbardella	Hickory Ridge	78
30	Mason Beshears	West Forsyth	78
30	Patrick Daly	Northern Guilford	78
30	Sean Swavelly	Lake Norman	78
30	Zach Liu	West Forsyth	78
39	Alexander Gould	Grimsley	79
39	Anderson Beliveau	Davie	79
39	Andrew Bartlett	Page	79
39	Britton Smith	Cox Mill	79
39	Ethan White	Western Guilford	79
39	Robert Gefaell	R.J. Reynolds	79
39	Sam Key	Northern Guilford	79
39	Tanner Welborn	Reagan	79
39	Tyler Thompson	Weddington	79
48	Brian Masucci	Lake Norman	80
48	Dylan Abbott	Cox Mill	80
48	Jack Milligan	Weddington	80
51	Antonio Montenora	Cuthbertson	81
51	Charlie Truby	Grimsley	81
51	Christian Muthomi	East Forsyth	81
51	Daniel Stamey	West Forsyth	81
51	David Gartrell	Piedmont	81
51	Hunter B. LeFever	South Iredell	81
51	Nick Snowdon	Weddington	81
58	Ayden Jersey	Northern Guilford	82
58	Connor Maguire	Lake Norman	82
58	Todd Wooten	Northwest Guilford	82
61	Sean P. Rooney	South Iredell	83
62	Bennett Trimble	Cox Mill	84
62	Brady D McCoy	South Iredell	84
62	Chase Myers	Grimsley	84
62	Logan Crawford	Reagan	84
62	Mason Donehoo	Lake Norman	84
67	Kaden Weinhardt	Cox Mill	85
68	Peyton Norris	Hickory Ridge	87
69	Aaron Browning	Cuthbertson	88
69	Andrew Del Monte	Cuthbertson	88
69	Fletcher Grubbs	Reagan	88
69	Harrison Loucks	Piedmont	88
69	Matt Gala	Cox Mill	88
74	Ayden Stacy	Northwest Guilford	89
74	JT Shepperson	Grimsley	89
74	Victor Tretiakov	Southwest Guilford	89
77	Colby Burke	Porter Ridge	90
77	Nolan A. Clark	South Iredell	90
79	Kody Kikta	Mooresville	92
80	Ryan Andreson	West Forsyth	94
81	Brock Bice	Lake Norman	96

Spring 2022 Regional Results and Proposal Qualifiers			
Position	Name	School	Score
1	Jack Boyer	Ragsdale	69
2	Fisher Kennedy	R.J. Reynolds	70
2	Matthew McDougall	Cuthbertson	70
4	Jeremy Voigt	Marvin Ridge	71
5	Ford Morrow	R.J. Reynolds	72
5	Hayden Magnussen	Northern Guilford	72
5	Owen Pearce	R.J. Reynolds	72
8	Jack Wieler	Marvin Ridge	73
8	Ryan Osterberg	Cuthbertson	73
8	Tanner Cadieux	Page	73
11	Cooper Diaz	Reagan	74
11	Preston Howe	R.J. Reynolds	74
13	Brandon Gold	Southwest Guilford	75
13	Charlie Plate	Page	75
13	Chase McLaughlin	Glenn	75
13	Gavin Deibler	Reagan	75
13	King Carter II	Marvin Ridge	75
18	Brandon Jones	Hickory Ridge	76
18	Christian Beeker	Page	76
18	Hunter Master	Northwest Guilford	76
18	Ian Podziewski	Marvin Ridge	76
18	Ty Wojusik	Weddington	76
18	Will Lassiter	Weddington	76
24	Blaine Creed	Northwest Guilford	77
24	Hunter Master	Northwest Guilford	77
24	Jack McCarthy	West Forsyth	77
24	Jarred Trindel	Northern Guilford	77
24	Ryan Dunn	Marvin Ridge	77
24	Shuford Edwards	Page	77
30	Ben Kremer	Grimsley	78
30	Evan Owen	Mount Tabor	78
30	Jackson Ray	Porter Ridge	78
30	John P. Starling	South Iredell	78
30	Luke Sbardella	Hickory Ridge	78
30	Mason Beshears	West Forsyth	78
30	Patrick Daly	Northern Guilford	78
30	Sean Swavelly	Lake Norman	78
30	Zach Liu	West Forsyth	78
39	Alexander Gould	Grimsley	79
39	Anderson Beliveau	Davie	79
39	Andrew Bartlett	Page	79
39	Britton Smith	Cox Mill	79
39	Ethan White	Western Guilford	79
39	Robert Gefaell	R.J. Reynolds	79
39	Sam Key	Northern Guilford	79
39	Tanner Welborn	Reagan	79
39	Tyler Thompson	Weddington	79
48	Brian Masucci	Lake Norman	80
48	Dylan Abbott	Cox Mill	80
48	Jack Milligan	Weddington	80
51	Antonio Montenora	Cuthbertson	81
51	Charlie Truby	Grimsley	81
51	Christian Muthomi	East Forsyth	81
51	Daniel Stamey	West Forsyth	81
51	David Gartrell	Piedmont	81
51	Hunter B. LeFever	South Iredell	81
51	Nick Snowdon	Weddington	81
58	Ayden Jersey	Northern Guilford	82
58	Connor Maguire	Lake Norman	82
58	Todd Wooten	Northwest Guilford	82
61	Sean P. Rooney	South Iredell	83
62	Bennett Trimble	Cox Mill	84
62	Brady D McCoy	South Iredell	84
62	Chase Myers	Grimsley	84
62	Logan Crawford	Reagan	84
62	Mason Donehoo	Lake Norman	84
67	Kaden Weinhardt	Cox Mill	85
68	Peyton Norris	Hickory Ridge	87
69	Aaron Browning	Cuthbertson	88
69	Andrew Del Monte	Cuthbertson	88
69	Fletcher Grubbs	Reagan	88
69	Harrison Loucks	Piedmont	88
69	Matt Gala	Cox Mill	88
74	Ayden Stacy	Northwest Guilford	89
74	JT Shepperson	Grimsley	89
74	Victor Tretiakov	Southwest Guilford	89
77	Colby Burke	Porter Ridge	90
77	Nolan A. Clark	South Iredell	90
79	Kody Kikta	Mooresville	92
80	Ryan Andreson	West Forsyth	94
81	Brock Bice	Lake Norman	96

Team Scores		
Position	Team	Score
T1	Charlotte Catholic	297
T1	Providence	297
3	Myers Park	305
4	Ardrey Kell	308
5	Hough	320
6	Alexander Central	336
7	South Caldwell	352
8	South Mecklenburg	354
9	T.C. Roberson	362
10	McDowell	370

Spring 2022 Regional Results and Actual Qualifiers				
Position	First Name	Last Name	School	Score
1	Aidan	Browning	Providence	67
2	Colin	Salema	Providence	70
3	Will	Hartman	Charlotte Catholic	71
4	Robby	Thompson	Myers Park	72
T5	Ben	Chase	Ardrey Kell	75
T5	Charlie	Fetter	Myers Park	75
T5	Steven	Shea	Charlotte Catholic	75
T5	Clay	Tardiff	Charlotte Catholic	75
T9	Jude	Carper	Hough	76
T9	Tyler	Dorsey	Charlotte Catholic	76
T9	Eli	Schmidly	Myers Park	76
T12	Will	Guthrie	Charlotte Catholic	77
T12	Michael	Switzer	Ardrey Kell	77
T14	Aedan	Barnes	Ardrey Kell	78
T14	Michael	Cumie	Ardrey Kell	78
T14	Parker	Gordish	Hough	78
T14	Mac	Helton	South Caldwell	78
T18	Carter	Brinson	South Mecklenburg	79
T18	Aiden	Hollar	Alexander Central	79
T18	Ray	Smith	Providence	79
T18	Christian	Stone	Alexander Central	79
T22	Jeremy	Edmunds	Ardrey Kell	80
T22	Colton	Smith	South Caldwell	80
T24	Jack	Bellinger	Hough	81
T24	Henry	Brown	Providence	81
T24	Grant	Caldwell	South Mecklenburg	81
27	Reid	Heaton	Myers Park	82
T28	Ethan	Rand	Providence	84
T28	Samuel	Singleton	T.C. Roberson	84
T30	Pete	Cheatham	A.C. Reynolds	85
T30	Corey	Thomas	Hough	85
T32	Rylan	St. Clair	Alexander Central	86
T32	Ryan	Vestuti	Independence	86
T34	Colby	Davis	McDowell	87
T34	Cameron	Johnson	T.C. Roberson	87
T36	Coda	Johnson	McDowell	88
T36	Henry	Wilder	T.C. Roberson	88
T38	Avery	Cook	Alexander Central	91
T38	Genchen	Hang	Hopewell	91
T38	Dean	Lowery	Myers Park	91
T38	Evan	Presnell	Alexander Central	91
T42	Mason	Lewis	South Caldwell	92
T42	Braden	Young	Asheville	92
T44	Marcus	Freeman	South Mecklenburg	93
T44	Ben	Hebert	Independence	93
T44	Alex	Wright	Butler	93
T47	Riley	Hollifield	McDowell	94
T47	Aiden	McCullough	A.C. Reynolds	94
T47	Wilson	White	Hopewell	94
50	Keller	Cameron	Hough	96
T51	William	Robinson	Butler	97
T51	Jonathan	Sielsky	Hopewell	97
53	Logan	Wright	A.C. Reynolds	98
T54	Evan	Berkey	South Mecklenburg	101
T54	Clayton	Bumette	McDowell	101
T56	Ashton	Fox	South Caldwell	102
T56	Matthew	Gorth	North Mecklenburg	102
T58	Luke	Beam	T.C. Roberson	103
T58	Chandler	Norton	T.C. Roberson	103
60	Cole	Calhoun	McDowell	111

Spring 2022 Regional Results and Proposal Qualifiers				
Position	First Name	Last Name	School	Score
1	Aidan	Browning	Providence	67
2	Colin	Salema	Providence	70
3	Will	Hartman	Charlotte Catholic	71
4	Robby	Thompson	Myers Park	72
T5	Ben	Chase	Ardrey Kell	75
T5	Charlie	Fetter	Myers Park	75
T5	Steven	Shea	Charlotte Catholic	75
T5	Clay	Tardiff	Charlotte Catholic	75
T9	Jude	Carper	Hough	76
T9	Tyler	Dorsey	Charlotte Catholic	76
T9	Eli	Schmidly	Myers Park	76
T12	Will	Guthrie	Charlotte Catholic	77
T12	Michael	Switzer	Ardrey Kell	77
T14	Aedan	Barnes	Ardrey Kell	78
T14	Michael	Cumie	Ardrey Kell	78
T14	Parker	Gordish	Hough	78
T14	Mac	Helton	South Caldwell	78
T18	Carter	Brinson	South Mecklenburg	79
T18	Aiden	Hollar	Alexander Central	79
T18	Ray	Smith	Providence	79
T18	Christian	Stone	Alexander Central	79
T22	Jeremy	Edmunds	Ardrey Kell	80
T22	Colton	Smith	South Caldwell	80
T24	Jack	Bellinger	Hough	81
T24	Henry	Brown	Providence	81
T24	Grant	Caldwell	South Mecklenburg	81
27	Reid	Heaton	Myers Park	82
T28	Ethan	Rand	Providence	84
T28	Samuel	Singleton	T.C. Roberson	84
T30	Pete	Cheatham	A.C. Reynolds	85
T30	Corey	Thomas	Hough	85
T32	Rylan	St. Clair	Alexander Central	86
T32	Ryan	Vestuti	Independence	86
T34	Colby	Davis	McDowell	87
T34	Cameron	Johnson	T.C. Roberson	87
T36	Coda	Johnson	McDowell	88
T36	Henry	Wilder	T.C. Roberson	88
T38	Avery	Cook	Alexander Central	91
T38	Genchen	Hang	Hopewell	91
T38	Dean	Lowery	Myers Park	91
T38	Evan	Presnell	Alexander Central	91
T42	Mason	Lewis	South Caldwell	92
T42	Braden	Young	Asheville	92
T44	Marcus	Freeman	South Mecklenburg	93
T44	Ben	Hebert	Independence	93
T44	Alex	Wright	Butler	93
T47	Riley	Hollifield	McDowell	94
T47	Aiden	McCullough	A.C. Reynolds	94
T47	Wilson	White	Hopewell	94
50	Keller	Cameron	Hough	96
T51	William	Robinson	Butler	97
T51	Jonathan	Sielsky	Hopewell	97
53	Logan	Wright	A.C. Reynolds	98
T54	Evan	Berkey	South Mecklenburg	101
T54	Clayton	Bumette	McDowell	101
T56	Ashton	Fox	South Caldwell	102
T56	Matthew	Gorth	North Mecklenburg	102
T58	Luke	Beam	T.C. Roberson	103
T58	Chandler	Norton	T.C. Roberson	103
60	Cole	Calhoun	McDowell	111

NORTH CAROLINA HIGH SCHOOL ATHLETIC ASSOCIATION

Meeting of the Board of Directors – Agenda Item Submission

October 03, 2022

Name(s): Michelle Phifer (Athletic Director)
John Marshall (Head of School)

School/LEA/Conference/Group: Union Academy Charter School, Individual Charter
Yadkin Valley 1A/2A Conference
NCHSAA Member School

Union Academy Charter School, on behalf and with the support of the 1A/2A Yadkin Valley Conference member schools (1) Albemarle High School, (2) Gray Stone Day School, (3) Jay M. Robinson High School, (4) Mount Pleasant High School, (5) North Stanly High School, and (6) South Stanly High School, requests that the following item be placed on the agenda for the next meeting of the NCHSAA Board of Directors during the Winter Session of 2022:

Recommendation/Proposal: (State in detail the recommendation/proposal):

Union Academy Charter School (Monroe, NC) would like the NCHSAA Board of Directors to approve a change to ***move Union Academy from the 1A West Regional Assignment to the 1A East Regional assignment*** for the 2022-23 Wrestling individual regional competition. We are currently in the East Regional assignment for Dual Team for the 2022-23 academic year.

Rationale: (Why should the board consider and possibly pass this recommendation?)

- Union Academy Charter School competed in the Men's Wrestling East Regionals for both the dual team and individual competition during the 2021-22 academic year.
- Union Academy Charter School will compete in the East Regionals for the Dual Team competition during the 2022-23 academic year.
- All member schools of the Yadkin Valley 1A/2A Conference, other than Union Academy, are assigned to the East Region for the 2022-23 academic year.
- Moving Union Academy will allow for competition that has been consistent with conference play during the regular season and will be more conducive for our wrestling program and our overall athletic department.
- The movement of Union Academy from the West Region to the East Region will not overload the East Regional bracket, as no single bracket was full during the 2021-22 East Regionals held in Goldsboro, NC.
- Travel to the East Regional competition will be comparable to the travel time to the current assignment in the West Regional.

Budget Impact: (What does this mean to a school's/athletic department's finances?)

- This change would not have a negative effect on the school's/athletic department's budget or finances.

Educational Impact: (Does this mean loss of school time? Does it interfere with study time?)

- This would not result in a negative educational impact. School and study time would remain comparable to the current assignment in the West Regional.

Gender Impact: (Is this proposal fair to males and females?)

- Yes, since this proposal would apply to both male and female wrestlers, the move from the West to East Region will have a positive effect for both genders.

Effective Date: (When would this go into effect?)

- December 1, 2022, or immediately upon approval by the NCHSAA Board of Directors.
- August 1, 2023 (Assignment would remain in effect for the NCHSAA 2023-24 calendar)

Signature _____

Date _____

Carolina Umpire Association

October 7, 2020

Que Tucker
Commissioner
North Carolina High School Athletic Association
PO Box 3216
Chapel Hill, North Carolina

Cecil Mock
Supervisor of Officials
North Carolina High School Athletic Association
PO Box 3216
Chapel Hill, North Carolina

Ms. Tucker and Mr. Mock:

The Carolina's Umpire Association ("CUA") Board of Directors ("Board"), on behalf of 89 dedicated association umpires, requests your immediate attention to several actionable steps that will mitigate unsustainable attrition of our amateur officials both locally and statewide. Despite the dedication of our umpires, we are losing umpires at an alarming, unsustainable rate. Seasoned umpires are leaving at record numbers as well as a significant number of newly recruited umpires leave the profession with less than five years of service. The purpose of this letter is to highlight the challenges specific to baseball umpire retention and identify several options, many of which come with no cost whatsoever and may be implemented immediately by the State Association, to improve the baseball competition experience for all stakeholders.

As we continue efforts to recruit new umpires and retain existing umpires, the policies and practices of the NCHSAA are some of the largest obstacles to ensuring a strong pool of current and future umpires. The critical concerns listed in this letter are the items escalated to the Board by our current and former umpires that reflect the reasons why they are leaving umpiring at an historic rate — further exasperating the shortage of sports officials. The following action items are solutions that will assist in our efforts to retain quality umpires for the schools in our region and throughout the State:

- Increasing pay to align with neighboring states and the country.
- Instituting time limits for Junior Varsity Games (JV).
- Expanding the mercy/run rule.
- Improving speed-up rules.
- Removing the restriction on the use of three- and four-umpire crews for high profile games (at individual schools' request and expense).
- Improving game management policies regarding spectator abuse.

Umpire Fundamentals

Baseball umpires face challenges that are unique to officiating and that are not present in other sports.

Baseball games are not timed and are long

Baseball games are longer than most other sports. Unlike many other sports, baseball is not "on the clock." A seven inning, competitive baseball game, frequently lasts more than two hours, while less competitive

games can sometimes last more than three hours. In addition to the long game, the time for an umpire game assignment includes the required pregame discussion between umpire partner, travel time, and the pregame conference with the team coaches. Most other sports have a definite, set amount of time the game can last (e.g., four quarters at 10 minutes each). Accordingly, barring a tied game leading to overtime, other sports end the game after the clock winds down. Baseball has no such clock, nor any applicable time limits.

The more preparation and game time required, the less the hourly rate is for umpires. This low hourly rate makes baseball less appealing to both new and veteran umpires.

Equipment costs reflect a barrier to entry for new officials

A new umpire faces a significant cost to enter the profession. At a minimum, a new umpire needs uniforms (including hat, shirts, undergarments, and two different types of pants), face mask, leg guards, chest protector, a protective cup, plate shoes, and base shoes. While the cost of these items differs based on the quality of the equipment, a new umpire can spend more than \$1,000 before even stepping onto the field to officiate the first game. In addition, a new umpire is required to pay fees comparable to seasoned umpires. At the current game pay rate, a new umpire needs to work more than 27 games (which could represent an entire season or more), before breaking even. This cost represents a significant barrier to entry for new umpires wanting to start officiating baseball.

Training Requirements

Umpires are required to be an expert in baseball rules and know how to position themselves to properly make calls on a playing surface larger than a football field. Accordingly, baseball umpires are required to go to six clinics per year, officiate at three scrimmages, and engage in self-learning. All these activities are unpaid, and in some instances, require the umpire to pay costs out of pocket. In total, the annual NCHSAA training mandate creates approximately 20 hours of unpaid requirements prior to any compensable game assignments.

Enhancements to Umpire Experience & the Game of Baseball

Our members strongly believe that the following steps should be taken to help prevent the current exodus of baseball officials and the inability to attract new officials. While the umpires believe that pay should be increased, many of the enhancements discussed would enhance the game and can be unilaterally enacted, without additional funding, by the NCHSAA. In addition to aiding in umpire recruitment and retention, the changes outlined below would improve the game for student athletes, coaches, and fans.

Increase pay to align with neighboring states and the country.

Umpires are currently paid \$74.50 for varsity games and \$64 for JV games. As an illustration of what an umpire can expect to earn in a season, assume the umpire works two games each week during a 10-week season. Each game requires the umpire to arrive 30-60 minutes prior to game time to dress and have a short pre-game meeting with the other umpire. With game times averaging approximately two hours, each game requires a 3+ hour commitment. In addition to the time commitment for games, there is also a financial commitment. Each umpire is responsible for travel costs, State and local membership dues, insurance, equipment and uniforms, and self-employment taxes.

The below table reflects the income (or loss) an umpire can earn for umpiring 20 varsity or JV games in a season. Varsity games are generally umpired by veteran umpires, whereas JV games are umpired by newer umpires.

	Junior Varsity (\$64/game)	Varsity* (\$74.50/game)
INCOME		
20 Games Umpired (3 hours per game for 60 total hours)	1,280	1,490
20 Hours Required Training	0	0
GROSS RATE / HOUR (Game fees / 80 Hours)	16.00	18.63
REQUIRED FEES		
State Fees	67	67
Assigner Fees	74.50	74.50
Insurance	75	75
TOTAL FEES	216.50	216.50
NET INCOME	1063.50	1,275.50
NET INCOME / HOUR AFTER FEES	13.30	15.94
EXPENSES		
Uniforms & Equipment	1,000	250
Mileage (50 miles for 20 games + 250 miles for clinics and scrimmages at IRS rate of \$0.62.5/mile)	781.25	781.25
TOTAL EXPENSES	1,781.25	1,031.25
NET INCOME (LOSS) AFTER FEES AND EXPENSES	(717.75)	244.25

*Figures based on a veteran umpire that is responsible for annual renewal/replacement of equipment.

Based on the expected limited net income and financial burden for umpires, one may ask, would one participate in an avocation where compensation is equal to or less than some jobs at fast food establishments?

From 2016-2021, umpire pay has risen from \$71 to 74.50 (4.9%). During this same period, inflation has been 12.31%.¹ When comparing the rate of inflation against the umpire cost of living raises, the umpire's real income, adjusted for inflation, has declined over the five-year period.

In addition to real income declining based on overall economic forces, the CUA faces increased competitive pressure to retain and attract new umpires because of the Charlotte Metropolitan Area's proximity to a metropolitan area in South Carolina. In South Carolina, umpire pay starts at \$80 per game with a minimum of \$11 for travel mileage. Accordingly, the starting pay in South Carolina is \$91, but

¹ As of July 2022, the annual inflation rate is 8.5%.

increases as the umpire's commute/mileage increases. Many umpires are forgoing work in the Charlotte area so they can work in South Carolina—with the same travel time—for more money.

Umpire pay should be raised to a minimum of **\$100 for varsity games and \$90 for JV games** to reflect higher cost of living and ensure umpire pay is competitive with other opportunities available to umpires. Further, there must not be a discount for doubleheaders.

Time limits must be implemented for JV games.

All JV games should have NCHSAA required time limits. For these games, no new inning should start after one hour and fifty minutes has elapsed in the game and the game should end once two hours has elapsed in the game—regardless of game situation.

Many times, the JV game is played just prior to the varsity game on the same field. Accordingly, when the JV game runs longer than the two hours scheduled, the varsity game must start later than scheduled. This requires the umpire crew to officiate longer than anticipated.

The “mercy/run rule” must be expanded statewide and be included for all NCHSAA sanctioned games.

Currently, the only “mercy rule” to end games earlier than the scheduled seven innings is if a team is winning by more than 10 runs after five innings. Many games, especially those between unevenly matched opponents, result in large differences in the score after the first or second inning. Additionally, unlike other sports with clocks, higher scores cause longer games. These games, under the current structure, continue despite a lopsided score in the early innings, frustrating student athletes, coaches, and fans. The NCHSAA must prescribe a rule that allows for system-wide ending of the game if there is a score difference of 15 runs after 3 innings; 10 runs after 5 innings; or 8 runs after 6 innings.

Speed up rules with prescribed penalties must be enacted to prevent and penalize unnecessary delays in the game.

Both NCAA and Professional Baseball have implemented speed up rules to improve pace of play. The NCHSAA must provide rules to speed up play as there are multiple delays that should be prohibited. Examples of speed up rules that can be easily implemented are:

- Limits on team conferences that stop play;
- Provide for a penalty if the defensive team is not ready to play after the 60 seconds allotted between innings;
- Enact and enforce a pitch timer;
- Penalize the pitcher for an unnecessary delay by awarding a ball to the batter;
- Penalize the batter for an unnecessary delay by awarding a strike;
- Start each extra inning with a runner on second base

Allow the home team to request and pay for a three- or four-umpire crew.

High school baseball generally implements a two-umpire crew. While this crew is effective in officiating baseball games, one umpire has sole responsibility for three bases that are as much as 127 feet apart. Some games would be better officiated with additional umpires—such as district playoff games or

conference and local rivalries. While additional umpires should not be required, the home team should be allowed to request and pay for additional umpires for the high-profile games.

In addition to this being a benefit for the schools in having high-profile games properly officiated, umpires will also benefit since there will be additional opportunities to officiate these games where they are able to get closer to close plays and get better angles when making calls.

Home team must provide game management personnel at all junior varsity games, not just varsity games. A police officer should be present for every game that is played.

Abuse of umpires by parents and fans is rising, which is especially prevalent in junior varsity games. Despite the rise in umpire abuse at junior varsity games, game management does not attend games. There must be designated game management personnel, other than the coach, available at these games to warn and/or remove fans that abuse or criticize umpires.

Junior varsity games are used as training tools for new umpires. These new umpires are not only learning the difficult job of being an umpire in live game situations, but are also experiencing fan abuse during the learning process. This abuse and criticism is the primary reason that new umpires do not continue umpiring.

Conclusion


As one who supports scholastic sports, you are certainly aware of the nationwide dilemma of declining membership in many areas of officiating. This challenge has led to cancelation of games, required games being played on different days, and affected revenue even for the most profitable sports. The Board and membership of Carolina's Umpire Association is committed to preserving its reputation for putting the most qualified umpires on each and every playing field. Our ability to recruit and retain those umpires requires the NCHSAA's ongoing support, and we need you to implement the above enhancements for the upcoming season, which are within the direct control of NCHSAA. Our pre-season planning and training efforts are underway, and we are less than three months away from beginning Association meetings.

If the NCHSAA does not implement these commonsense solutions to enhance the game, we will continue to lose seasoned umpires and have difficulty in attracting new ones. At the unsustainable pace of losing umpires, we may not have enough umpires to get the games scheduled next year.


Please contact me and let me know how we can work together to make this plan a reality. I look forward to sharing your response and enthusiasm for NCHSAA Baseball with my members.

Sincerely,

Jim Pendola
President, Carolina's Umpire Association
631-245-0497



**NCHSAA Ad Hoc Subcommittee on Officiating
Executive Summary and Recommendations
October 25, 2022**



THE NUMBERS - OUR SUBCOMMITTEE

25 People
15 Officials
10 Regional Supervisors
5 Athletic Directors/Coach
1 Principal
Hundreds of hours
24 Page Report
11 Recommendations
14 Graphs
1 Story



THE NUMBERS - THE SURVEY

July 25 - August 5

7400 Invited

n = 3115 Participated

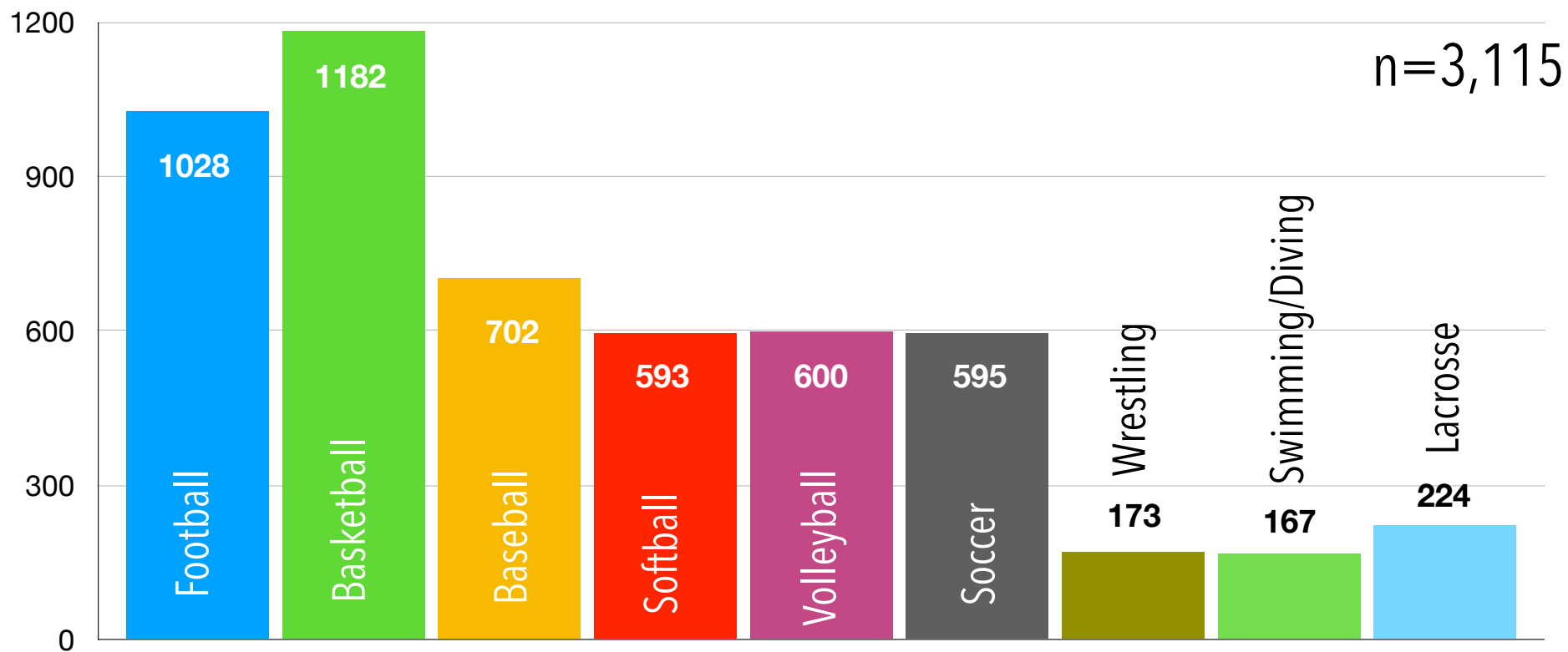
42% Response Rate

6-8% Industry Benchmark

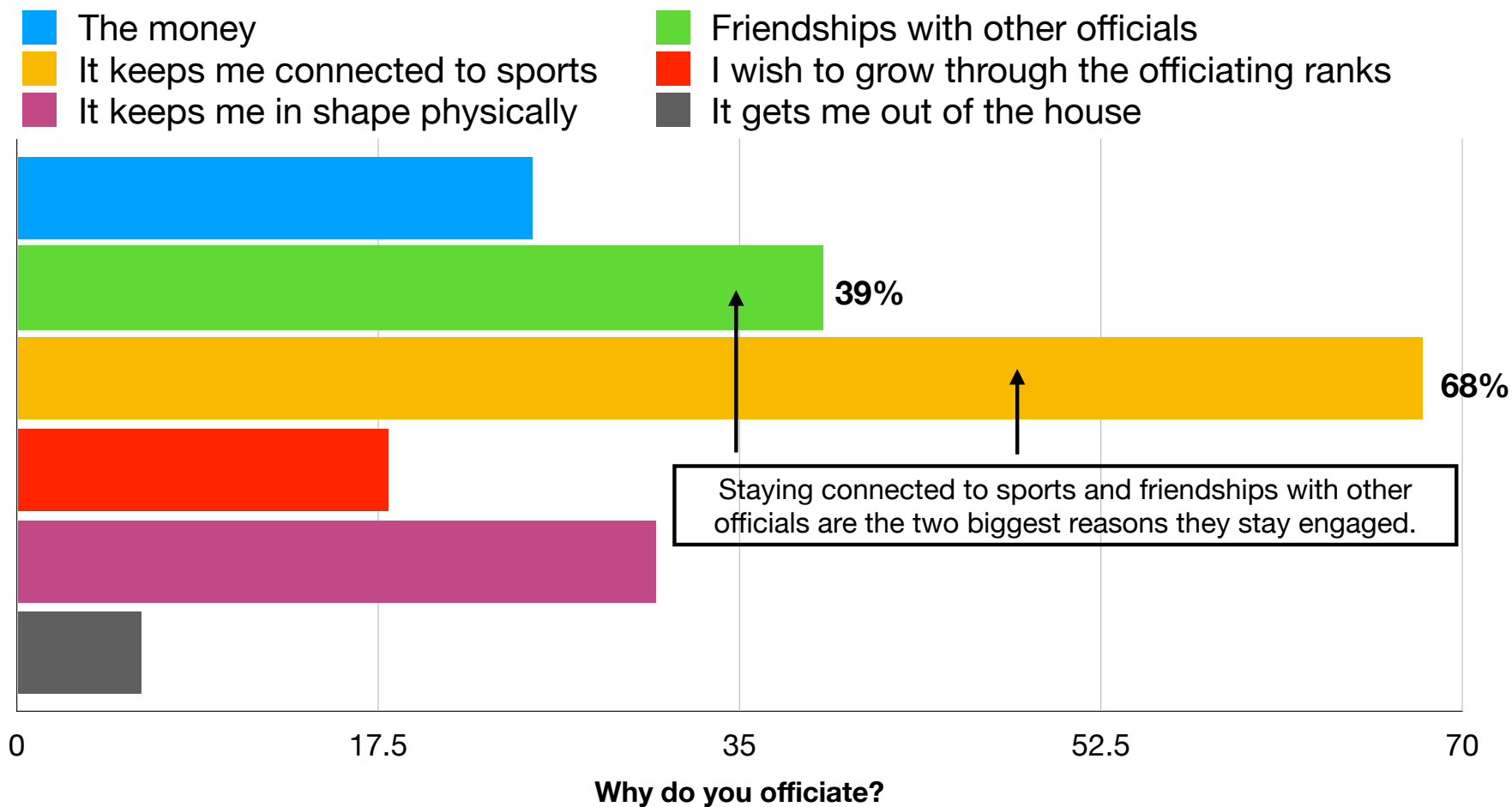


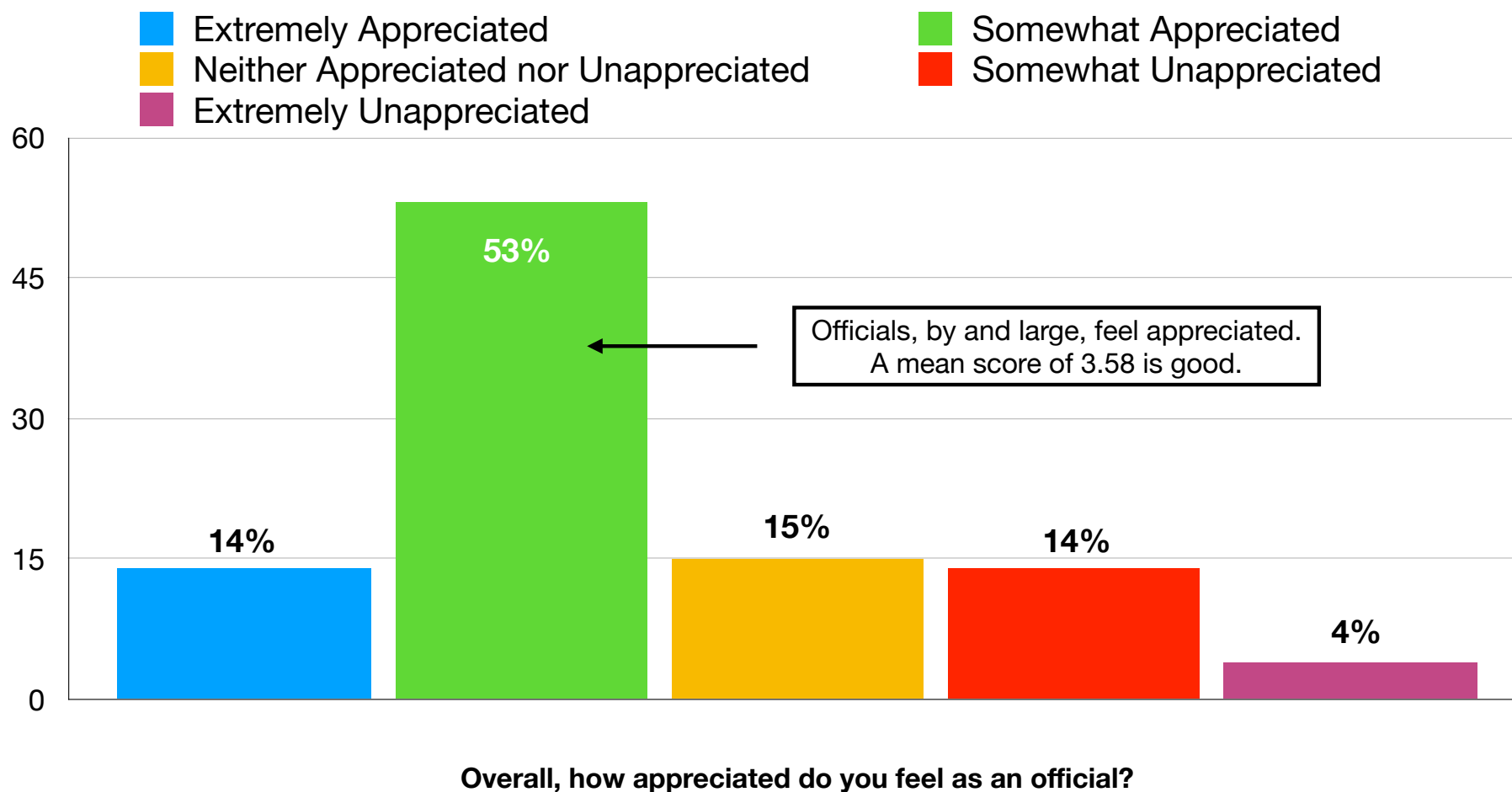
NCHSAA SUBCOMMITTEE ON OFFICIATING EXECUTIVE SUMMARY - GRAPHS AND THE DATA

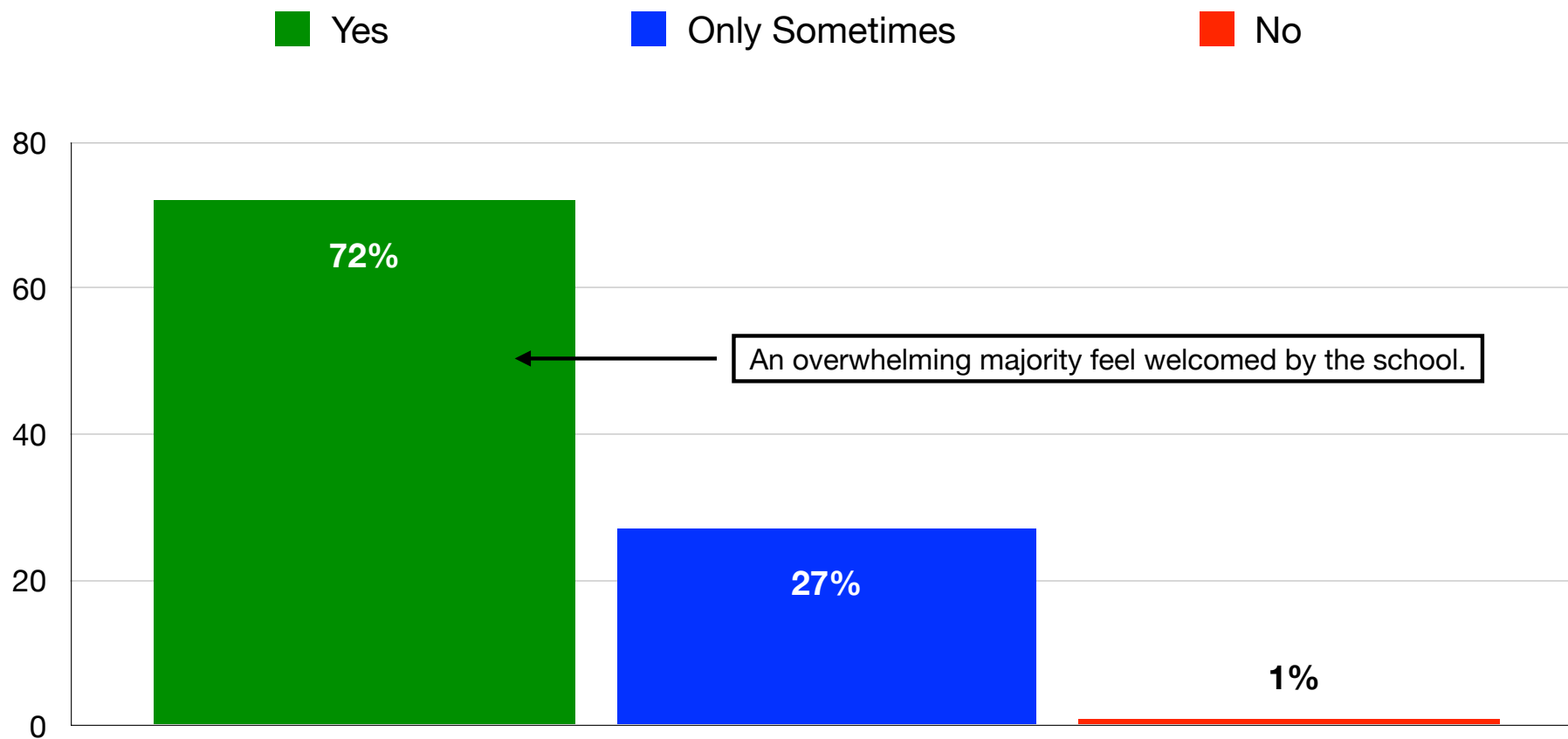
PARTICIPATION BY SPORT



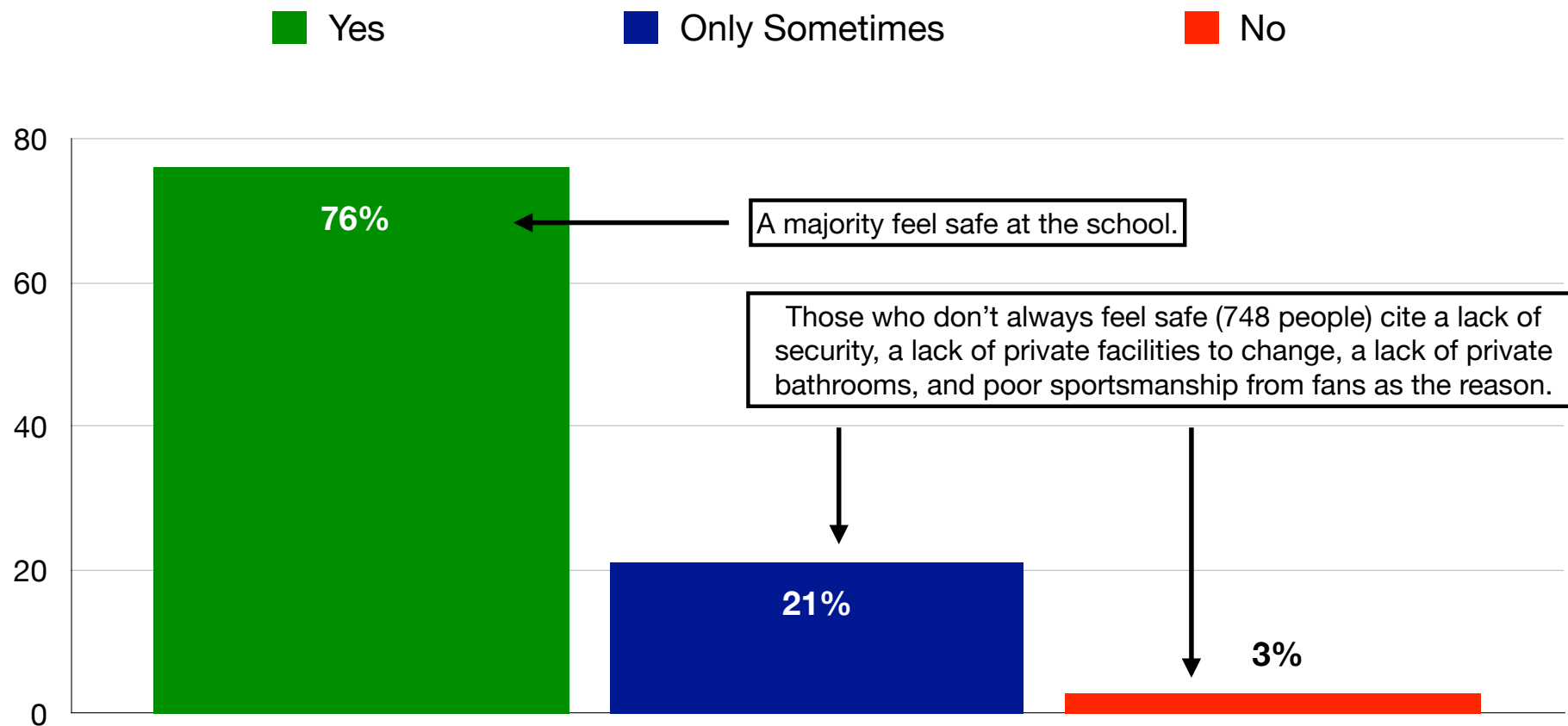
Registered officials taking part in the survey.







When you typically go to a school to officiate, do you usually feel welcomed by the school?



Do you personally feel safe when you officiate at schools?

"I have been officiating over 25 years, the parents/fans are the worst they have been and seem to get worse every game."

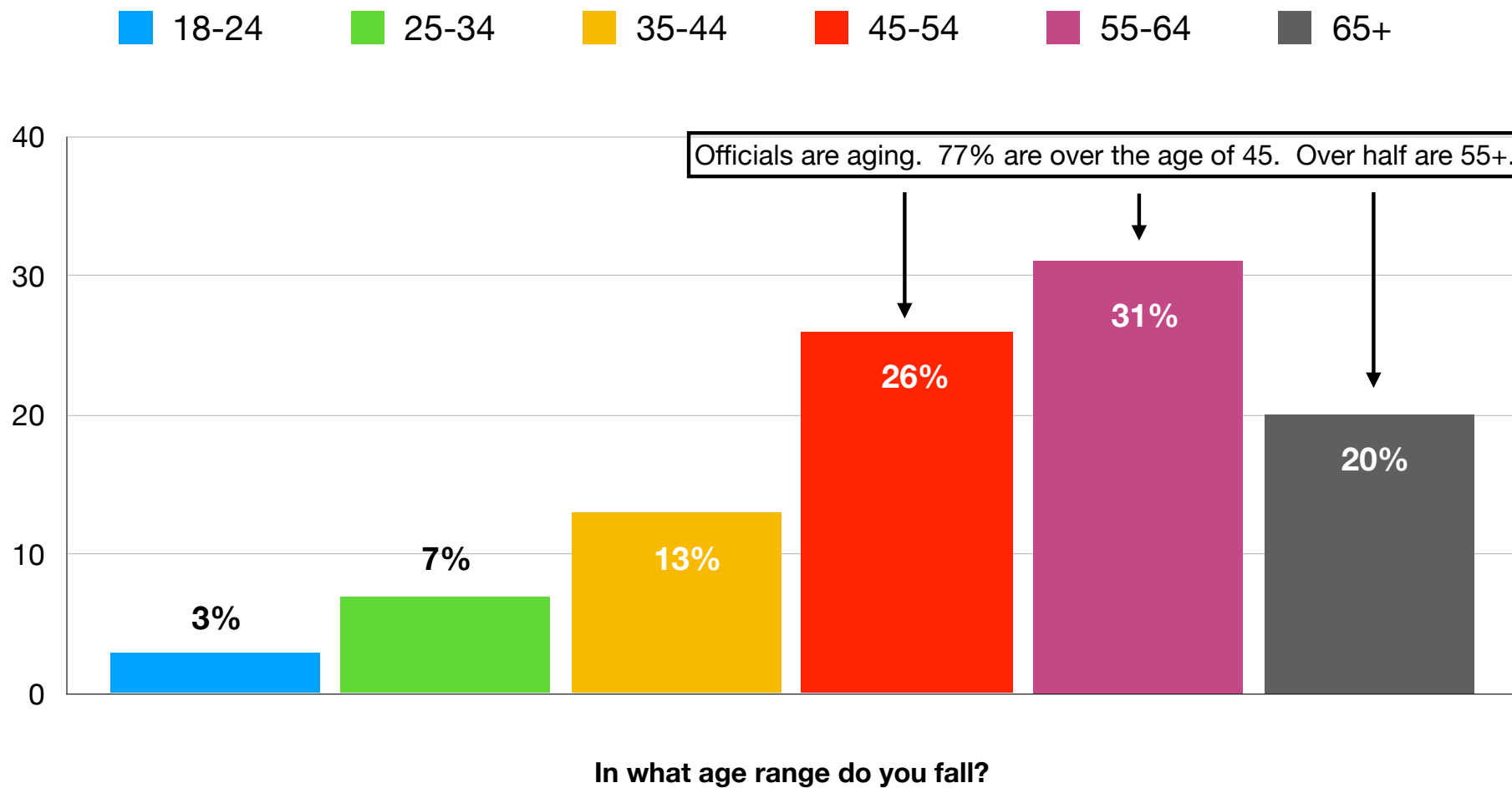
"Some fans get very unruly, and out of control. And the administrators are slow to take care of this. Some of the police officers just sit and watch, and say it's not their job."

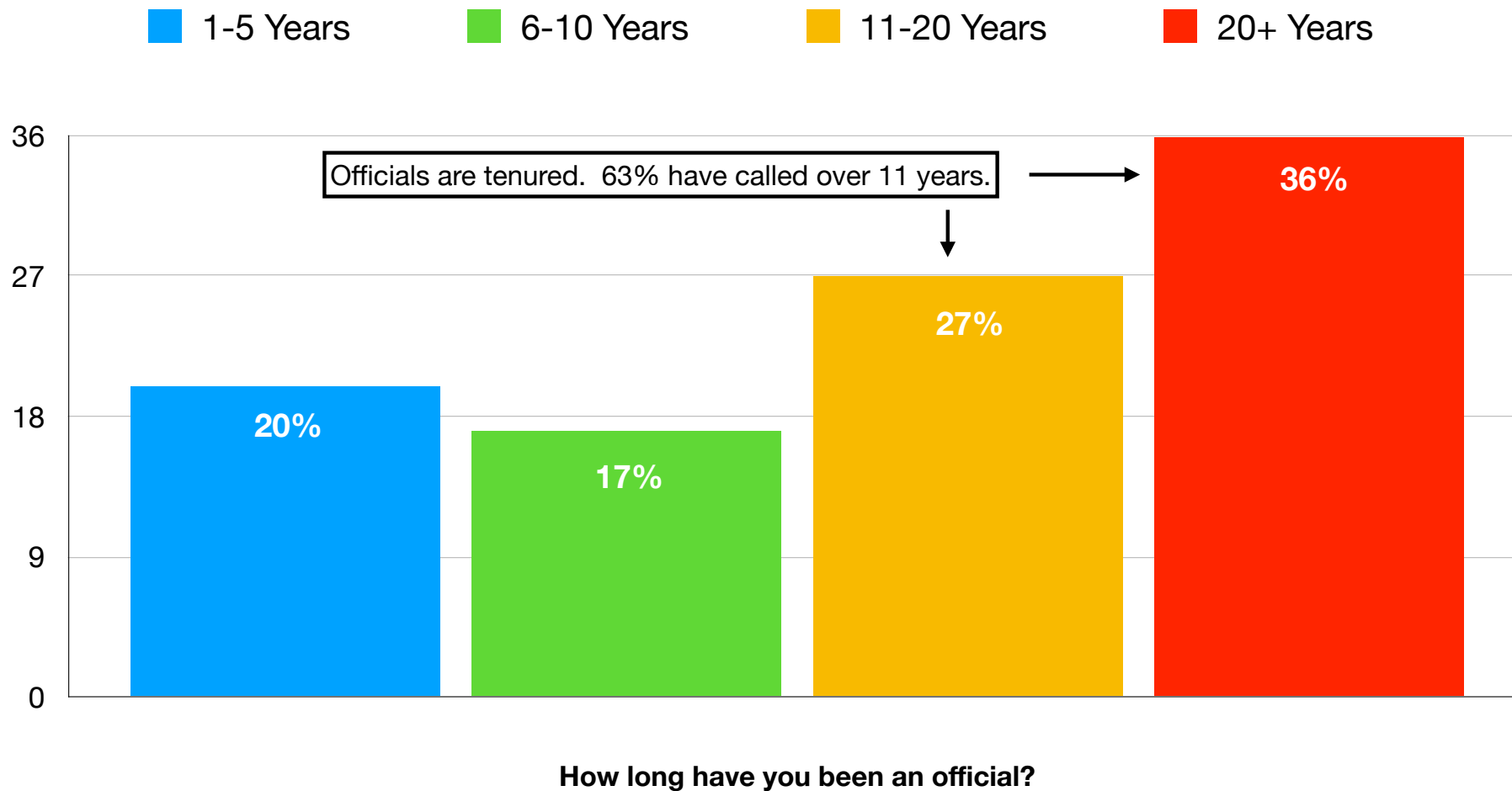
"At some schools over the years, fan behavior has turned for the worst. Sometimes it feels like school personnel and police officers hired by the schools are reluctant to address home fans that are exhibiting bad behavior because of the backlash they may face from that particular school. Not walking officials out the building after contest is a big issue."

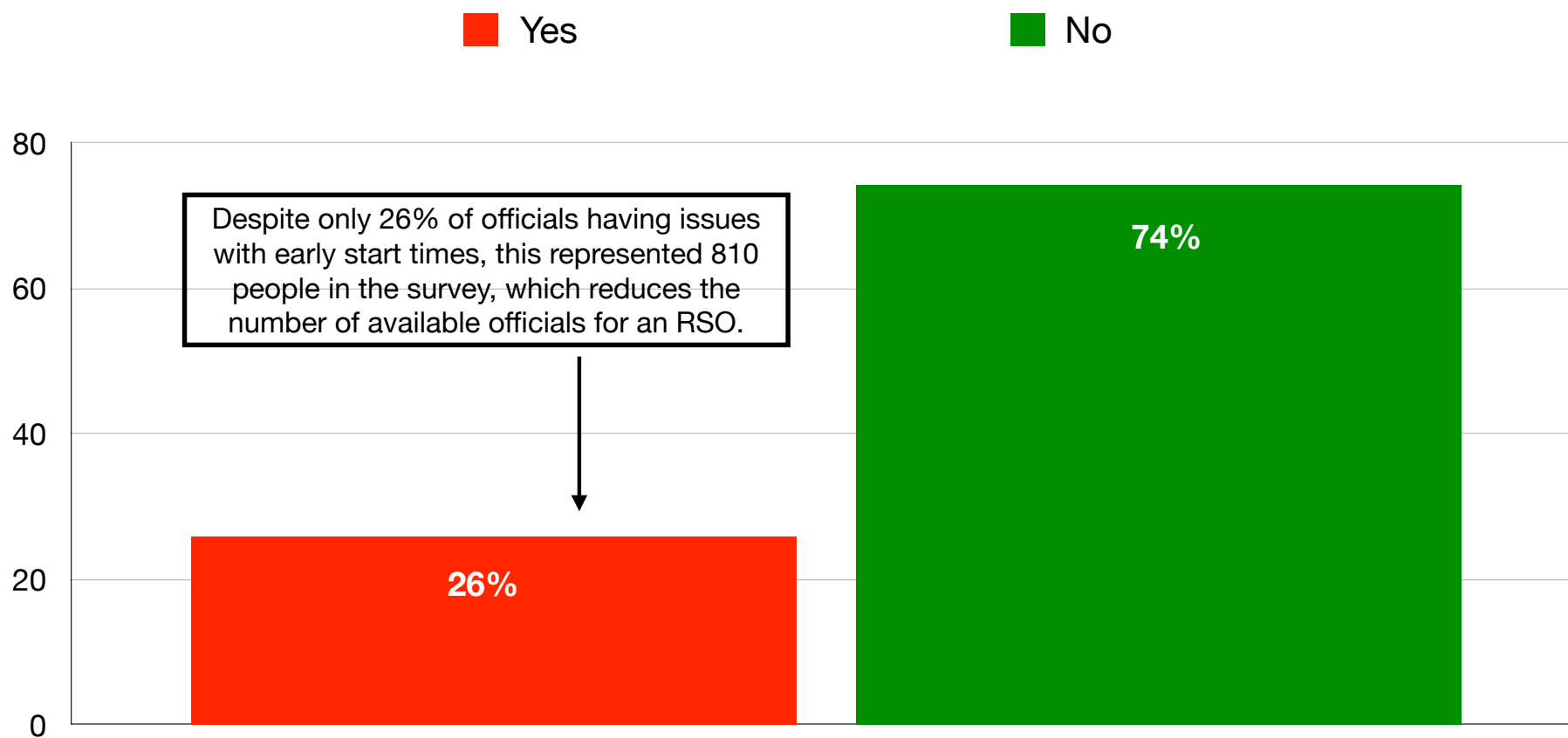
"Some don't make you feel safe or valued."

NCHSAA SUBCOMMITTEE ON OFFICIATING EXECUTIVE SUMMARY - GRAPHS AND THE DATA

AGE



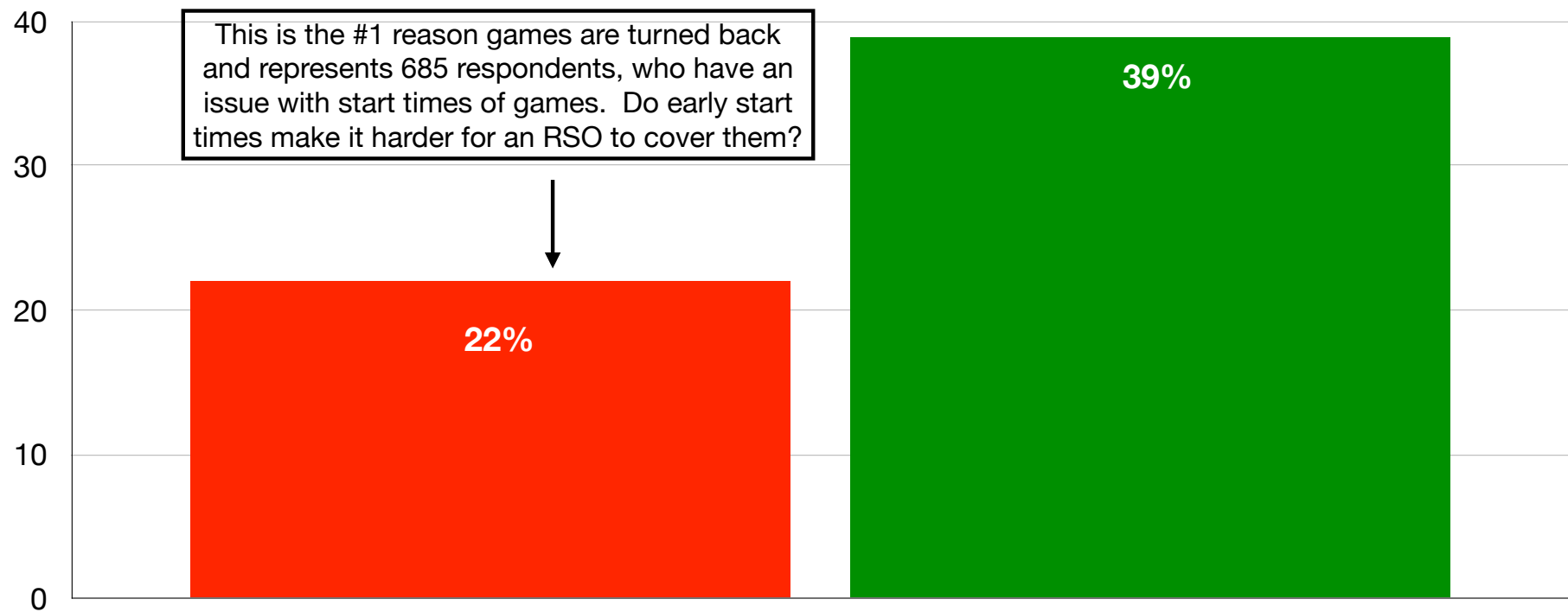




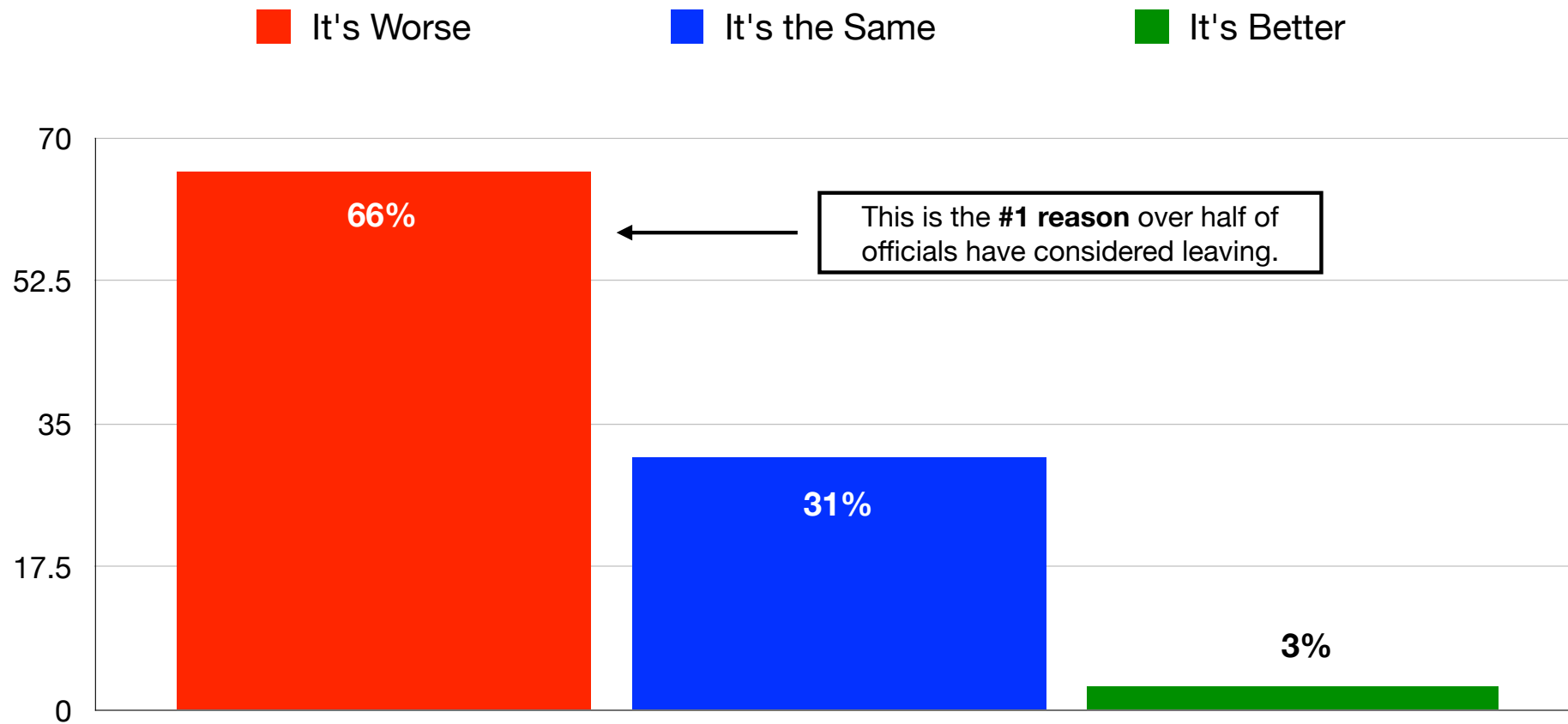
Has the start time of the typical contest become a challenge for your schedule?

■ I can't get off work early enough to get there

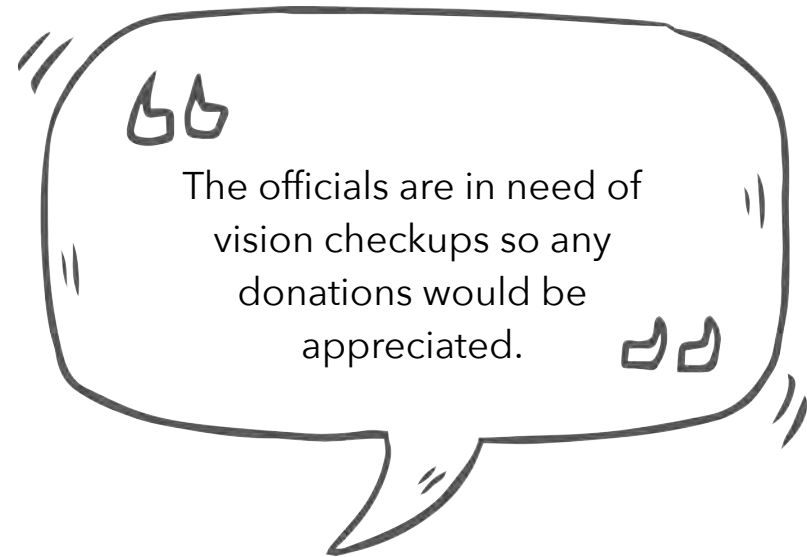
■ I don't decline games



When you decline or turn back a game to your Regional Supervisor, what tends to be the reason?



Which best reflects your feelings on fan behavior over the past few years?



NCHSAA SUBCOMMITTEE ON OFFICIATING EXECUTIVE SUMMARY

AN UNFORTUNATE TEXT EXCHANGE

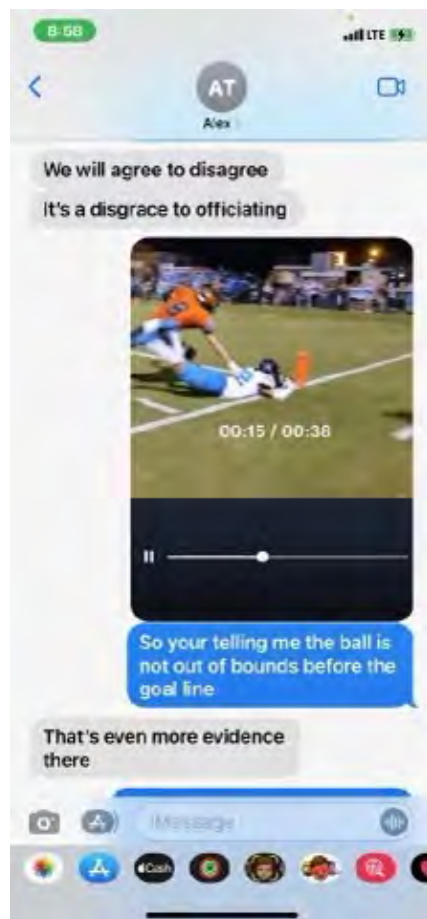


Ridiculous. Terrible position.

Thanks again for the back breaking call.

NCHSAA SUBCOMMITTEE ON OFFICIATING EXECUTIVE SUMMARY

AN UNFORTUNATE TEXT EXCHANGE



It's a disgrace to officiating.

NCHSAA SUBCOMMITTEE ON OFFICIATING EXECUTIVE SUMMARY

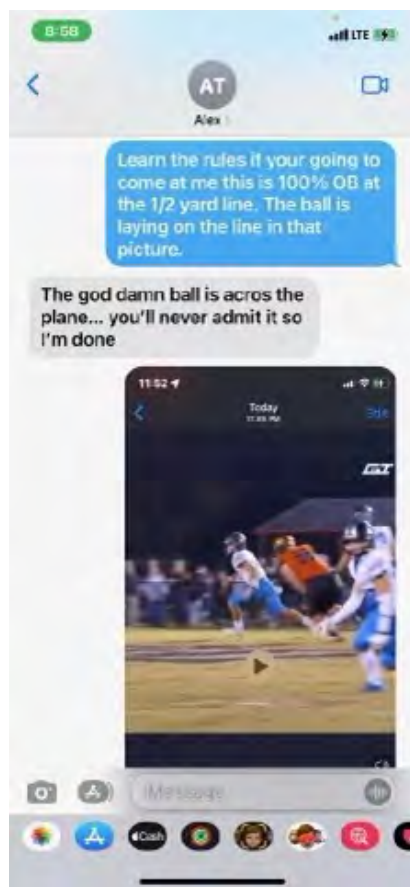
AN UNFORTUNATE TEXT EXCHANGE



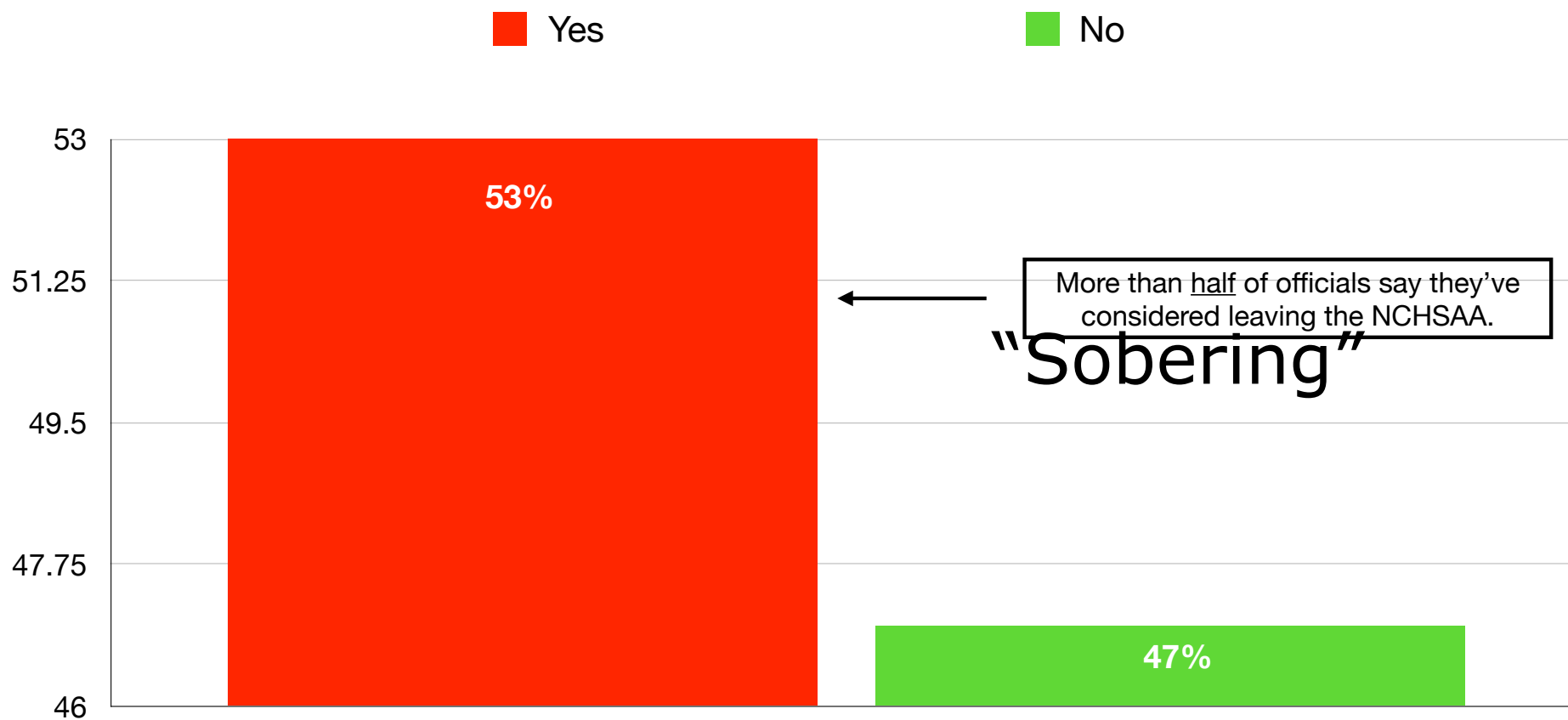
You fucking missed that god damn call on that fumble. That's bull shit.

NCHSAA SUBCOMMITTEE ON OFFICIATING EXECUTIVE SUMMARY

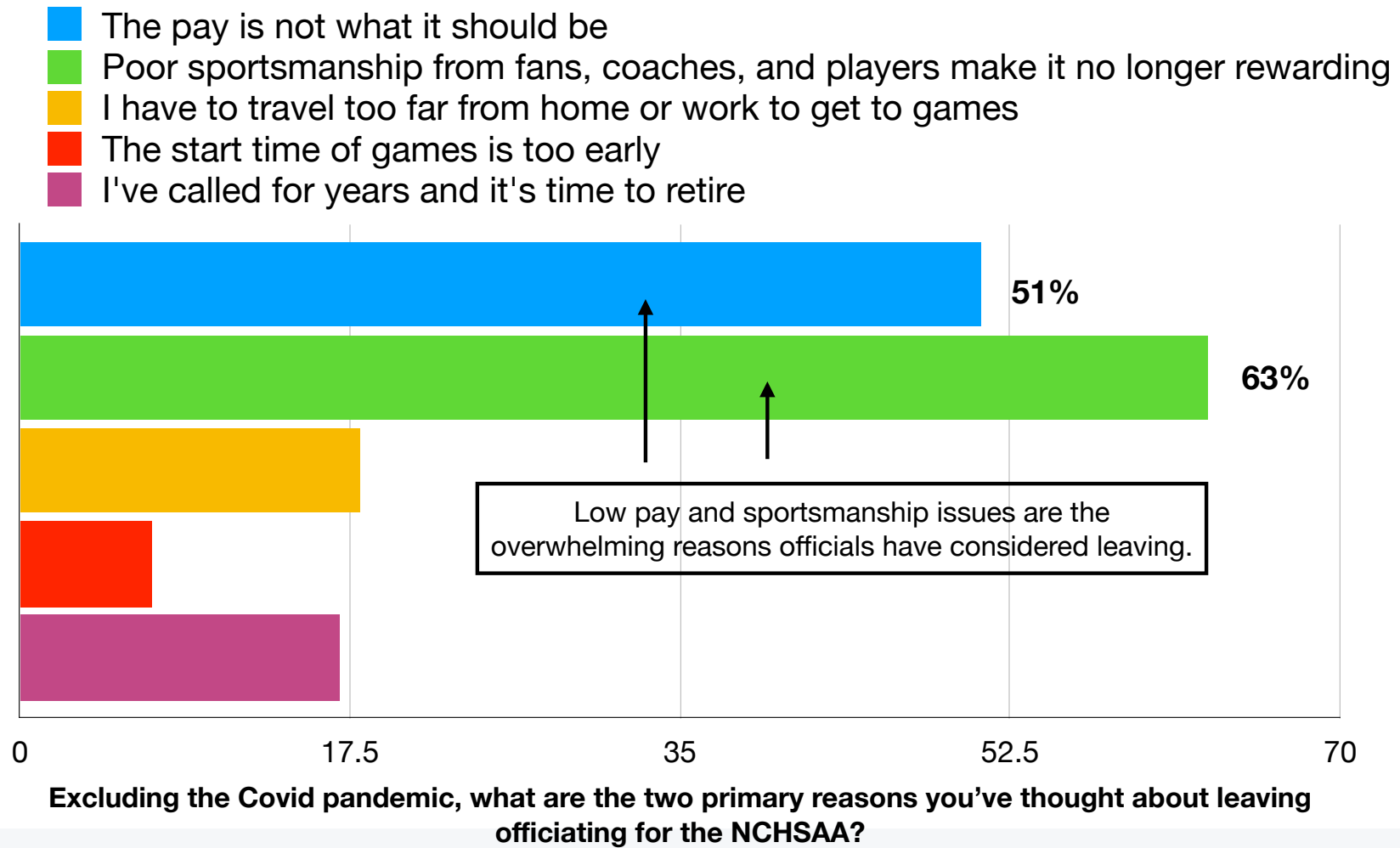
AN UNFORTUNATE TEXT EXCHANGE

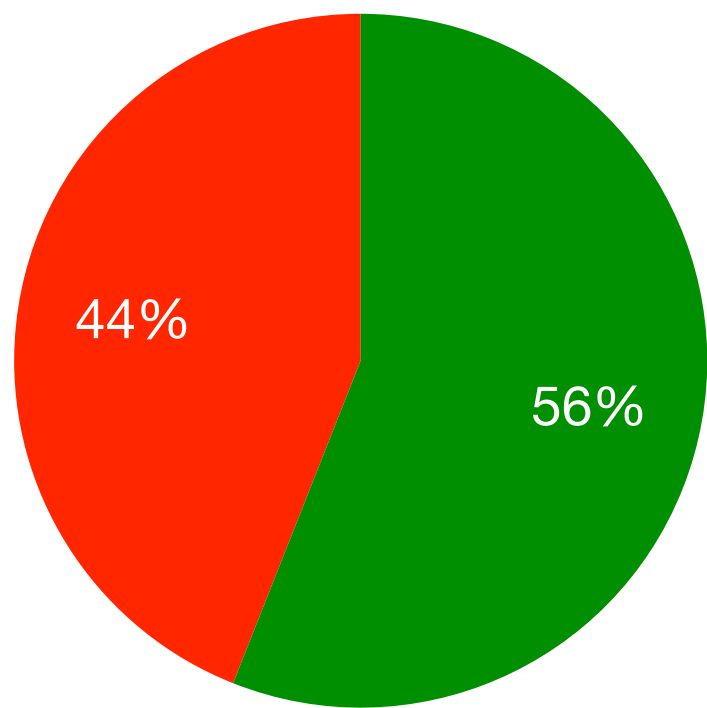


The god damn ball is across the plane...
you'll never admit it so I am done.



In the past two years, have you considered no longer officiating for the NCHSAA?

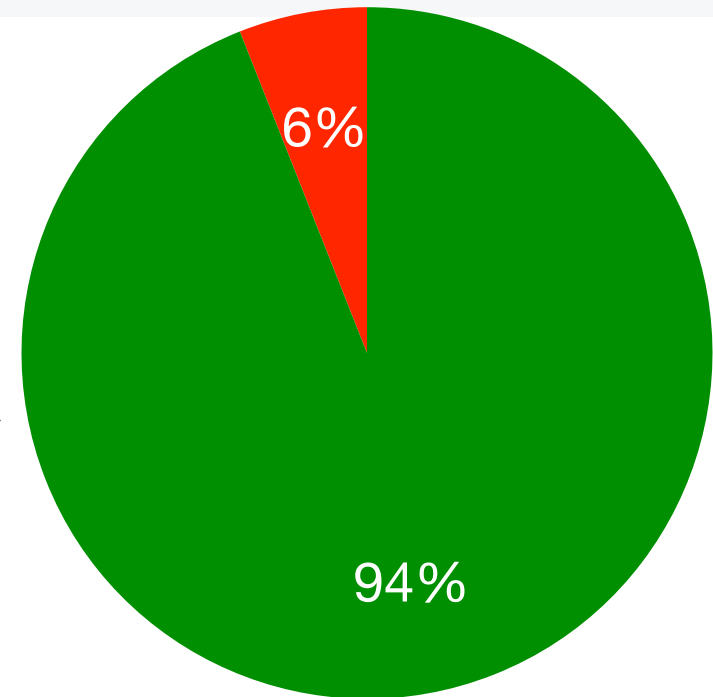




A majority of officials, 56%, are supportive of more strict banishment in post-season games for poor sportsmanship from fans.

Would you be supportive of adding to the NCHSAA handbook a provision that if five or more fans of any team are ejected during a season at either their home or away games, their team is ineligible for post-season play?

94% of officials would fill out a form after a contest “grading” the school for sportsmanship and facilities, and their treatment, if it were shared with the NCHSAA and school directly.



If an online form were available to anonymously rate the sportsmanship of fans, players, and coaches, as well as rate the quality of facilities provided you, with this form being shared with both the NCHSAA and school, would you fill it out?



(OUR SUBCOMMITTEE)



Steve Schwartz, Chairperson - Official

Tonya Abbott - Official
 Robert Bliss - Administrator
 Cindy Christie - Regional Supervisor, Coach
 Dave Crescenzo - Regional Supervisor, Official
 Errol Daniels - Regional Supervisor, Official
 Chris East - Athletic Director
 Daniel Fisher - Official
 Greg Fogleman - Regional Supervisor
 Shannon Godfrey - Regional Supervisor, Official
 Scott Graham - Official
 Art Hardin - Regional Supervisor
 Don Johnson - Official

Raven Johnson - Official
 Mark Kadlecik - Regional Supervisor
 Joe Korostynski - Official
 Elbert Lassiter - Regional Supervisor
 Angela Miller - Athletic Director
 Ryan Pegarsch - Coach, Official
 Justin Salz - Official
 Eddie Simmons - Official
 Jamie Smith - Official
 Mike Tester - Regional Supervisor, Official
 Empsy Thompson - Athletic Director
 Nate Walker - Regional Supervisor



(RETENTION)
(RECRUITMENT)
(IMPACT ITEMS)



"THE PLAN"



(RETENTION)



(RETENTION)



1

Pay is a huge issue.

- An immediate, across-the-board increase for all officials of all sports with more regular increases will remove this obstacle.
- Payment within one business day of rendering services.
- The endowment is repeatedly referenced - "why isn't that money being spent to make our experience better?"
- Tenured officials who reach a certain number of years or call multiple sports should receive discounts on their registrations.



(RETENTION)



2

Poor sportsmanship is making everyone re-consider doing this - it's the number one issue for unhappiness.

- Doubling down on penalties for poor sportsmanship.
- Schools should be incentivized to control this.
- Schools should be penalized for not handling it so they're more proactive.
- Texas has threatened to pull officials from schools with bad sportsmanship.
- Officials should play a formal role in evaluating sportsmanship at schools.
- Security should be mandatory with penalties for no uniformed officers present, who always accompany us. Especially for our increasing base of female officials.
- Senior officials to meet with the teams and coaches to facilitate a better relationship with coaches and players.



(RETENTION)



Better care and feeding of officials will improve satisfaction.

- Requiring private, clean facilities and bathrooms, a hot shower, snacks and beverages, close parking, and other appreciations.
- Incentive plan to retain officials like a fund where officials can apply for a grant to pay for an off-season camp if they make an additional two-year commitment to the NCHSAA.
- Celebrating officials publicly.
- "We Love Our Officials" week.
- Athletic Directors communicating with all crews every week to welcome them to the school.



(RECRUITMENT)



(RECRUITMENT)



1

Lack of proper pay is a roadblock as a recruitment tool.

- Inexperienced officials won't do this without a meaningful compensation.
- Help with registration fees, insurance, and a stipend (grant) to pay for uniforms if they make a two-year commitment to the NCHSAA.
- Financial incentives will attract a new generation of officials. New Jersey offers a \$300 stipend to recruits.



(RECRUITMENT)



2

Young people do not want to officiate because of the abuse.

- Bolder programs and penalties, enforced as a central marketing message to this generation.
- Penalties to schools whose coaches, fans, and players abuse officials.
- A formal, statewide mentorship program to teach young officials how to deal with these issues.



(RECRUITMENT)



Advertise
officiating as a
great side job.

- 👁 Advertising officiating in appropriate ways and at venues and to the right groups to get people interested.
- 👁 A public, professional, on-going campaign will reposition officiating, increase pride with our current group, and net us the largest possible number of recruits. Think of what that campaign will also do to increase pride in our ranks.
- 👁 This marketing campaign should be coordinated and messaged by an outside advertising agency because none of us talk "20-year old".
- 👁 What is America's most popular beer and #1 insurance company?



(IMPACT ITEMS)



(IMPACT ITEMS)



1

The NCHSAA
should review the
start times of
games.

- 👁️ Enough officials cite in their survey turning back or turning down games because of early start times.
- 👁️ Officials want to call so you should be sensitive to their work schedules.
- 👁️ The schools and conferences deciding start times unilaterally works against them as it takes officials out of the mix for their games and makes it hard for RSOs to schedule contests. Get officials involved in these conversations.



(IMPACT ITEMS)



2

Create a committee of officials to represent all officials at the NCHSAA.

- We don't have a formal seat at the table and feel disconnected from the NCHSAA because of it.
- All sports and areas of the state represented. They are charged with giving feedback and developing other ways the NCHSAA can make the officiating experience better.
- Two-year terms before being refreshed.
- The officiating community will feel integrated in the NCHSAA which helps everyone.



(IMPACT ITEMS)

3

Our survey
should be
done yearly.

- An abbreviated version of our survey should be done every year to track progress and shared with all officials to foster greater communication with the NCHSAA.
- A 42% participation level says officials have opinions. Giving us voice benefits you and us.



(IMPACT ITEMS)

4

An on-going internal public relations campaign, directed at all officials, should be deployed immediately to improve communications.

- 👁️ We feel disconnected, disillusioned, and not valued. This brings us into the organization, improving your image with us.
- 👁️ Weekly newsletters from the Supervisor of Officials signals you care about us and vests us more deeply in your mission. That will improve retention.
- 👁️ Create a culture of inclusion.



(IMPACT ITEMS)



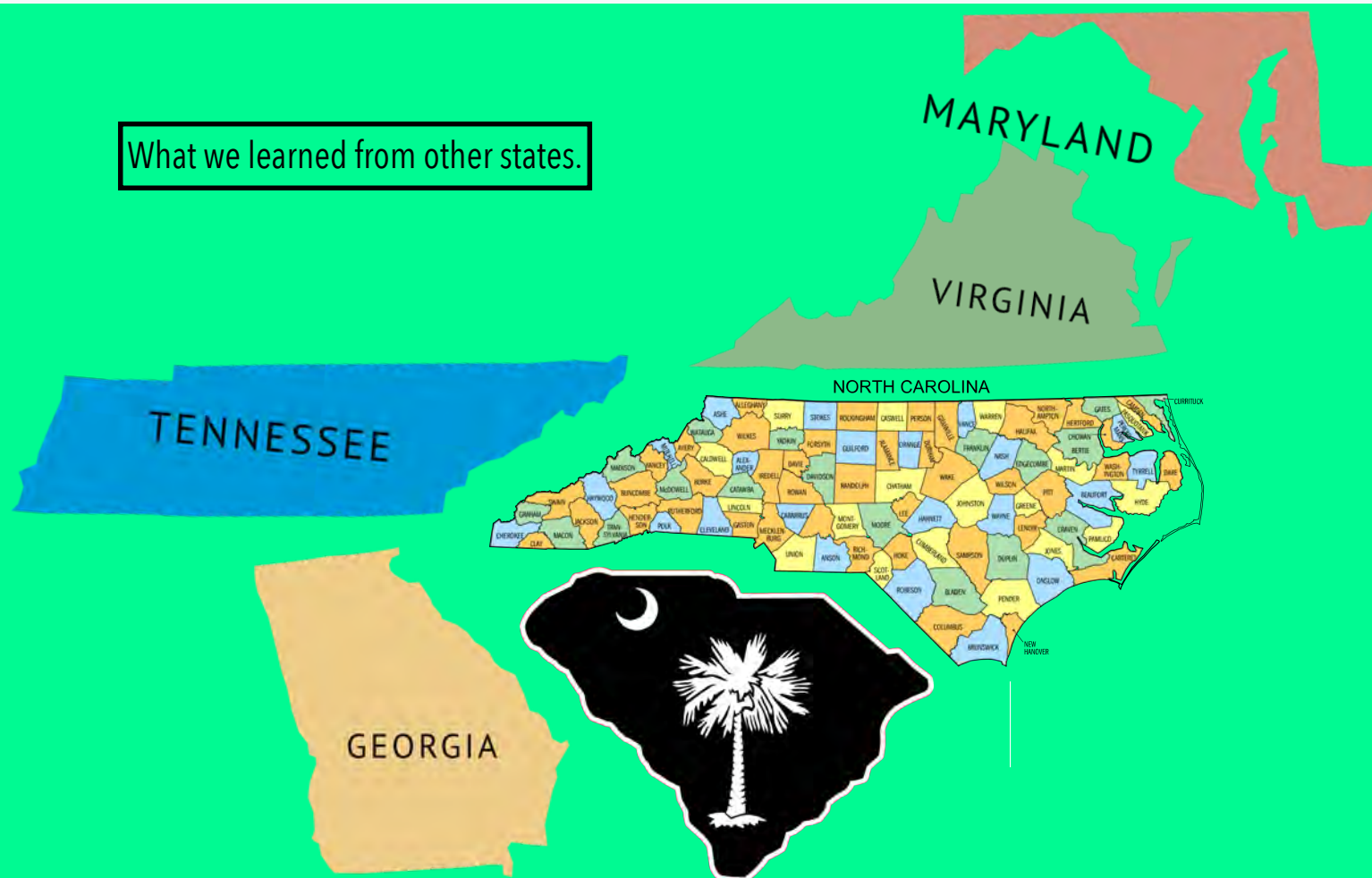
5

A new, full-time position should be created inside the NCHSAA to manage these recommendations.

- One person in the NCHSAA who will advocate directly for officials and manage these recommendations.
- If tasked to the RSOs, it will be done inconsistently, incrementally, and differently. They have neither the time nor resources to do this.
- This person would travel the state, working with schools to improve things, recruit with the appropriate groups for the local associations, and manage/meet with the committee referenced in the previous recommendation.
- They will act as a direct liaison to the officiating community.

NCHSAA SUBCOMMITTEE ON OFFICIATING EXECUTIVE SUMMARY - PAY INFO & OTHER INTERESTING ITEMS

What we learned from other states.





(RETENTION) (RECRUITMENT) (IMPACT ITEMS)



RETENTION

Pay is a huge issue.

Poor sportsmanship is making everyone re-consider doing this - it's the number one issue for unhappiness.

Better care and feeding of officials will improve satisfaction.

RECRUITMENT

Lack of proper pay is a roadblock as a recruitment tool.

Young people do not want to officiate because of the abuse.

Advertise officiating as a great side job.

OTHER IMPACT ITEMS

The NCHSAA should review the start times of games.

Our survey should be done yearly.


Create a committee of officials to represent all officials at the NCHSAA.

An on-going internal public relations campaign, directed at all officials, should be deployed immediately to improve communications.

A new, full-time position should be created inside the NCHSAA to manage these recommendations.



(RETENTION)
(RECRUITMENT)
(IMPACT ITEMS)



NCHSAA Ad Hoc Subcommittee on Officiating
Executive Summary and Recommendations
October 25, 2022

QUESTIONS?