



2022 NCHSAA FOOTBALL STATE

@NCHSAA

CHAMPIONSHIP

FRIDAY & SATURDAY

**DECEMBER 9-10,
2022**

**KENAN STADIUM
&
CARTER-FINLEY
STADIUM**

1A | TARBORO VS MT. AIRY

**2A | EAST DUPLIN VS
REIDSVILLE**

**3A | NORTHERN NASH VS
EAST LINCOLN**

**4A | NEW BERN VS
GRIMSLEY**



**SCAN THE QR CODE TO
DOWNLOAD THE DIGITAL
CHAMPIONSHIP PROGRAM!**



@NCHSAA

ON SOCIAL MEDIA

#NCHSAAFB

**CONGRATULATIONS
TO ALL TEAMS,
PLAYERS, &
COACHES!**



**Proud partner of the
North Carolina High
School Athletic
Association**



srchamp.com

**MEMORIALIZE
YOUR MOMENT**




SOUTHERN
RECOGNITION INC.

**THE OFFICIAL &
EXCLUSIVE NCHSAA
CHAMPIONSHIP RING
PARTNER**



2022 NCHSAA FOOTBALL STATE CHAMPIONSHIPS



CHAPEL HILL - The State Championship Games will be contested Dec. 9 & 10 at UNC's Kenan Stadium and NC State's Carter-Finley Stadium. Tickets to the Championships will be available in advance through the NCHSAA Website. No tickets will be sold at the gate. The 2022 NCHSAA Football Championships will be broadcast live by Sinclair Broadcasting and simulcast on the NFHS Network.

Media outlets seeking to broadcast an NCHSAA Playoff game live must submit the online Broadcast Post-Season Request Form by visiting the Media section of the NCHSAA's website. All forms must be completed by Thursday at noon prior to the contest. A list of approved broadcasts will be posted on the NCHSAA Homepage prior to game day. Rights fees for the broadcast are made payable to the host school for the playoff games and must be paid prior to the start of a broadcast.

1A FOOTBALL STATE CHAMPIONSHIP STATE CHAMPIONSHIP

Saturday, December 10, 2022 - 3:00 p.m.

Carter-Finley Stadium - NC State University - Raleigh, NC

#1 Tarboro Vikings (13-1) vs. #4 Mount Airy Granite Bears (14-1)

Tarboro in State Championships: 12 appearances (8-4, .667); Won 2021, 2020-21; 2018, 2017, 2011, 2010, 2009, 1994

Mount Airy in State Championships: 11 Appearance (6-5, .545); Won 2008, 1948, 1946, 1942, 1938, 1935



2A FOOTBALL STATE CHAMPIONSHIP STATE CHAMPIONSHIP

Saturday, December 10, 2022 - 11:00 a.m.

Kenan Stadium - University of North Carolina - Chapel Hill, NC

#2 East Duplin Panthers (14-1) vs. #1 Reidsville Rams (14-1)

East Duplin in SCG: 1 appearances (0-1, .000); Lost to Hibernia in 2AA 2017 (16-14)

Reidsville in SCG: 25 appearances (19-6, .760) Won in 2020-2021, 2019, 2018, 2016, 2009, 2008, 2007, 2003, 2002

1954, 1950, 1945, 1943, 1940, 1939, 1937, 1932, 1931, 1930



3A FOOTBALL STATE CHAMPIONSHIP STATE CHAMPIONSHIP

Saturday, December 10, 2022 - 7:00 p.m.

Carter-Finley Stadium - NC State University - Raleigh, NC

#1 Northern Nash Knights (15-0) vs. #4 East Lincoln Mustangs (15-0)

Northern Nash in State Championships: 1 appearances (0-1, .000); Lost to A.C. Reynolds in 4A 2002 (14-7)

East Lincoln in State Championships: 3 appearances (2-1, .667); Won in 2012, 2014



4A FOOTBALL STATE CHAMPIONSHIP STATE CHAMPIONSHIP

Friday, December 9, 2022 - 7:00 p.m.

Kenan Stadium - University of North Carolina - Chapel Hill, NC

#2 New Bern Bears (15-0) vs. #1 Grimsley Whirlies (15-0)

New Bern in State Championships: 7 appearances (3-4, .429); Won in 2014, 2012, & 2007

Grimsley in State Championships: 2 appearances as "Grimsley"

14 appearances as "Greensboro" 16 total appearances (5-9-2, .375) Won in 2020-21, 1960, 1956(co), 1954, 1942, 1940, 1938(co)



2022 NCHSAA Statistical Leaders (according to MaxPreps.com on Nov. 29, 2022)

PASSING

	C-Att	YD	TD
1) AJ Sirianni (C.S. of Davidson)	256-412	3856	52
2) Mason Fortune (Millbrook)	223-371	3820	37
3) Wesley Thompson (Maiden)	177-265	3597	42
4) Lukas Kachilo (W. Henderson)	248-342	3380	43
5) Ben Mauney (Burns)	196-278	3235	36
6) Ny'Tavious Huskey (Crest)	200-320	3226	42
7) Folger Boaz (East Surry)	226-330	3138	48
8) Dante Garcia (Terry Sanford)	196-275	3114	30
9) Jordan McClure (So. Durham)	185-272	3062	20
10) Justin Little (Independence)	189-260	3028	27
11) Jaylen Alex-Raynor (E. Forsyth)	186-285	2944	40
12) Khamoni Robinson (Monroe)	174-243	2855	27
13) Jackson Byrd (Cleveland)	181-288	2831	36
14) Jysen Shepherd (Riverside-Mar)	178-276	2818	34
15) Iggy Welch (Erwin)	183-318	2753	31
16) Blake Peters (Ashe County)	234-365	2670	26
17) Tanner Ballou (NW Guilford)	166-276	2639	35
18) Tad Hudson (Hough)	224-353	2599	22
19) Zach Lawrence (Butler)	165-261	2557	32
20) Caden Haywood (Hick. Ridge)	153-267	2554	24

RUSHING


	Att	YD	TD
1) Christian Perris (Princeton)	279	3198	47
2) Mason Avery (West Lincoln)	283	2622	37
3) Amareon Blue (Jordan)	283	2442	30
4) Jimmyll Williams (Hillside)	196	2258	23
5) Anthony Quinn Jr.	250	2248	27
6) Keyshawn Breedlove (C. Davidson)	162	2214	30
7) Hunter Stalcup (Murphy)	233	2204	25
8) Cuttler Adams (Robbinsville)	275	2202	27
9) Bradley Brown (Lee Co.)	274	2139	21
10) Mitchell Summers (Grimsley)	223	1961	21
11) Cam Medlock (South Point)	297	1906	33
12) Aronne Herring (New Bern)	154	1895	27
13) Avery Gaby (East Duplin)	196	1965	38
14) Shamir Basnight (Riverside-Mar)	167	1835	24
15) Jawarn Howell (Mooreville)	250	1811	22
16) Kemarion Baldwin (St Pauls)	160	1792	27
17) Brandon Turner (Princeton)	196	1787	22
18) Max Guest (A.C. Reynolds)	247	1705	25
19) Bobby Dial (Hobbs)	199	1661	22
20) Nigel Dula (Draughn)	182	1658	29

RECEIVING

	Rec	YD	TD
1) Christopher Culliver (Maiden)	78	1764	25
2) Nathan Leacock (Millbrook)	78	1650	23
3) Tanner Mullins (C.S. of Davidson)	76	1403	18
4) Truitt Manuel (West Henderson)	93	1391	27
5) Javarius Green (Crest)	61	1267	18
6) Ty Johnson (Erwin)	59	1253	12
7) Brandon Albert (CS of Davidson)	99	1174	16
8) Colin Estes (Ashe County)	83	1134	13
9) Ashawd Wynn (Hobbs)	70	1111	11
10) Jaylen Neal (Bartlett Yancey)	52	1109	17
11) Jalen Harris (Hickory Ridge)	45	1103	11
12) Antonio Simpson (Polk County)	50	1094	0
13) Eric Rasheed (Hendersonville)	52	1069	11
14) Terrell Anderson (Grimsley)	57	1065	9
15) Zach Pinkerton (Draughn)	53	1064	18
16) Patrick Shook (Terry Sanford)	59	1046	11
17) Ryan Thompson (Burns)	70	1042	13
18) Da'Mare Williams (Smoky Mtn.)	61	1024	13
19) Jordan Young (Monroe)	52	1010	12
20) Trenton Cloud (NW Guilford)	71	1003	13

Live video of all four Championship Games available on the NFHS Network
www.NFHSNetwork.com/NCHSAA





Injuries are just part of the game.

When things look bad, choose better.

When it comes to choosing your orthopedic care, there is really only one option. OrthoCarolina not only has top-tier physicians who specialize in orthopedics, but multiple locations near you ready to help, no referral needed.

From your first appointment to your full recovery, we're the right choice every time.

OrthoCarolina

A better choice



2022 NCHSAA Football Playoff Text Pairings



REGIONAL FINALS PLAYOFF NOTES

- Tarboro comes into the Regional Finals looking for their 14th Regional Championship. Their opponents from Rosewood are looking for their fourth all-time, and first since 1991.
- Draughn is in the Regional Finals for the first time in program history. They take on Mount Airy who last reached the Regional Finals in 2017 when they defeated Murphy 49-35 to advance to the 2017 1AA State Championship Game.
- Familiar foes reconvene in the 2A East as East Duplin meets cross-county rivals Wallace-Rose Hill. East Duplin knocked off Wallace 13-12 back on October 21 when they met in East Central 2A play.
- Reidsville has the most Regional Championships of any program in NC, the Rams have won 22 Regional Titles in their history. Burns, the Rams opponent in the 2A West, has only reached the Regional Final three times, most recently in 2019.
- Northern Nash is back in the regional finals for the first time since a loss to this Friday's opponent, Seventy-First, in the 4A Eastern-Finals in 1986. Seventy-First took that contest 15-13. The Falcons haven't won a Regional Final since 2008.
- East Lincoln reaches the Regional Finals for the sixth time since 2007. The Mustangs last won the Regional in 2014 when they beat Franklin 31-21 to win the 2AA West. This is the ninth trip to the Regional Final for South Point since 2002. The Red Raiders last reached the State Finals in 2016 with a shutout win over Hibriten 26-0 in the 3A West.
- New Bern is in their 11th trip to the Regional Finals since 1995. The Bears last won the Regional in 2014, knocking out Hoggard 49-14 in the 4A Eastern Finals. Millbrook is in their first Regional Finals appearance.
- Grimsley is back in the Regional Finals for the first time since the COVID-shortened 2020-2021 season. Weddington's drought is slightly longer, dating back to 2019 when they topped Watauga 49-14 in the 3AA West.

FOURTH ROUND FOOTBALL PLAYOFF NOTES

- This year marks the 15th consecutive football season that Tarboro will practice football on Thanksgiving Day, the longest streak NC.
- There will be some fresh faces in the 2022 NCHSAA Football State Championships. Only 1 defending State Champion remains, Tarboro. Wallace-Rose Hill is the only other team in the field to have reached the State Championship a season ago.
- Princeton & Wallace-Rose Hill will run back last year's 2A Eastern Regional Final on the day after Thanksgiving. In a battle of the Bulldogs, Wallace-Rose Hill got the better of then top-seeded Princeton, 34-25, to advance to the State Finals against Shelby.
- Triton is the highest seeded team remaining in the playoffs. The Eagles have gotten past the second round for the first time in school history and are seeking a berth in the Regional Final with a win against Northern Nash. If Triton were to prevail on Friday, they would be the first Harnett County team to reach the Regional Finals since Harnett Central reached the State Championship in 4A during the 2009 season.
- Cleveland, Cumberland, Duplin, Guilford, and Wake are the only counties with multiple teams remaining in the field. Cleveland County is the only place you can choose from a pair of games to attend as both Burns (2A #3) and Kings Mountain (3A #1) are both set to host Fourth Round contests on Black Friday.
- Eight unbeaten teams remain in the 2022 Football Playoffs. North Moore, Andrews, Northern Nash, Seventy-First, Kings Mountain, East Lincoln, Hillside, New Bern, and Grimsley all enter Fourth Round play without a loss this year.
- The only matchup of unbeaten teams in the Fourth Round comes in Kings Mountain as the Mountaineers host #4 East Lincoln. Both teams come in at 13-0 this year. These two teams have not met in the Regular Season or Playoffs during this millennium.

FOOTBALL STATE CHAMPIONSHIP THIRD ROUND PLAYOFF NOTES

One Defending Champion Left, Only Two Regional Champs Remain

- Tarboro (1A) is the lone remaining State Champion playing from a season ago after two rounds of the 2022 playoffs. The Vikings shut out Southeast Halifax 48-0 in round two. Shelby (2A), Dudley (3A), and Cardinal Gibbons (4A) all went down in the Second Round.
 - Tarboro teams have won the Regional Championship in each of the last five years. They've gone on to win four of the last five State Championships.
- Of the eight Regional Champions from a season ago, only two remain. Tarboro and Wallace-Rose Hill (2A) are still playing for a shot at a title.
 - #12 Wallace-Rose Hill draws a trip to #4 Nash Central in Third Round action after knocking out Northeastern 35-31 in the Second Round.

South Point . . . Born to Run

- The Red Raiders have traditionally had a strong ground game, but this year is exceptionally powerful. South Point slammed the defending 3A Champions, Dudley, in round two, 74-41. The South Point attack is a two-headed beast with Cam Medlock and Patrick Blee racking up the majority of the yardage for the Red Raiders on the ground.
 - Medlock is currently sixth in the state, according to MaxPreps, with 1558 yards on 236 carries. Blee is 20th in the state with 1303 yards on 144 carries.
 - The pair have combined for 46 touchdowns this season on the ground.

This Bear is a Dual Threat

- Hertford County returns to the Second Round for the first time since 2019 behind the strength of a dual threat quarterback, Keveon Rodgers. The Bears, an 11-seed, travel to #3 Whiteville in the Third Round.
 - Rodgers is 18th in the State in passing yardage, according to MaxPreps. He has completed 141-203 passes for 2204 yards and 29 touchdowns.
 - He has also rushed for the tenth most yards in the state according to MaxPreps. Rodgers has accounted for 1445 yards on 121 carries with 32 touchdowns on the season.

Still Dancing at the 23rd Hour

- At least one #23 seed in each classification advanced to the Second Round of the playoffs this year. Three of the four #23 Seeds to advance are still dancing in the Third Round.
 - The only remaining #23 Seed with a winning record is in the 3A West as Eastern Guilford (8-4) will head to #2 West Henderson (12-0) in Round 3.
 - Perquimans, a #23 Seed in the 1A East, heads to the #2 Seed, North Moore. The trip from Perquimans, in Hertford, NC, to North Moore, in Robbins, NC, spans 215 miles each way.
 - Durham Jordan is still alive as the #23 Seed in the 4A East. The Falcons draw #2 New Bern in the Third Round. This is Jordan's first trip to the Third Round since 2005.



2022 NCHSAA Football Playoff Text Pairings



FOOTBALL STATE CHAMPIONSHIP SECOND ROUND PLAYOFF NOTES

In the win column

- Christ the King, Holly Springs, Providence Grove, Vance County all won their first playoff games in school history in round one.
 - Providence Grove snapped the longest string of appearances without a win, winning for the first time in their 11th appearance. They'll head to the program with the most State Championship wins in the history of the NCHSAA, Reidsville, for Second Round action.
 - Holly Springs had arguably the most exciting first playoff win in school history for any of the four teams picking up their school's first win. The Hawks edged Richmond 36-33 in 2OT and they'll now host Pine Forest in the second round.

Tarboro joins the fray this week

- After drawing a first round bye in round one, the defending 1A Champions from Tarboro join the fight this week as they host Southeast Halifax.
 - Viking teams have won the Regional Championship in each of the last five years. They've gone on to win four of the last five State Championships.

CSD's Siriani faces stiff test in Bunker Hill

- A.J. Siriani from Community School of Davidson leads the state in passing yards according to MaxPreps. Siriani is averaging 317.9 yards per game and has thrown for 3,497 yards and 49 TDs this season.
 - Bunker Hill has a tough secondary, picking off 14 passes this year throughout their season, which is double the national average per MaxPreps this year. The Bears have also recovered 18 fumbles this year.

Beware of the #23 Seeds

- At least one #23 seed in each classification advanced to the Second Round of the playoffs this year. #23 Perquimas will even host a Second Round contest in the 1A East.
 - The only remaining #23 Seed with a winning record is in the 3A West as Eastern Guilford (7-4) will head to #7 Erwin (6-5) in Round 2.

FOOTBALL STATE CHAMPIONSHIP FIRST ROUND PLAYOFF NOTES

FEELS LIKE THE FIRST TIME ...

- Wilson Prep is in the field for the first time in school history. They host Perquimans in the opening round on Friday.

BREAKING THE DROUGHT

- Apex is back in the field for the first time since 2014 when they qualified for the 4AA playoffs. Cougars will host Panther Creek in the First Round. Cougars defeated the Catamounts 24-7 back on September 16.
- St. Stephens returns to the playoffs for the first time since 2015 when they reached the second round of the 3A playoffs. They'll travel to #1 Kings Mountain for a first round matchup on Friday.

HEAVY IS THE HEAD THAT WEARS THE CROWN

- The Shelby Golden Lions are the winningest program in NCHSAA State Playoff History. No team has won more playoff games since 1972 (as far back as the NCHSAA Records go). The Golden Lions are an incredible 115-26 (.816) in 38 playoff appearances prior to this year's playoffs.
 - Golden Lions teams have won State Championships in 7 of the last 9 seasons and are the defending 2A State Champions.
 - Shelby carries a #19 seed into the 2A West Playoffs and they'll have to be road warriors if they are to continue their dominant string of performances in the NCHSAA playoffs. The Golden Lions go on the road to #14 Forest Hills in the first round. The last time Shelby failed to advance past the first round was in 1994 when they were defeated in the first round of the 3A playoffs by Pisgah 22-10.

FOOTBALL CAPITOL OF NC

- The Reidsville Rams have won more NCHSAA Football State Championships than any other school in the state. Rams teams have claimed 19 State Championships including 4 in the last 6 years. Reidsville also won 3 Regional Championships during seasons where play culminated at the regional level.
 - Last year snapped a five consecutive year streak of Regional Championships for the Rams as they fell in the fourth round to Shelby 31-14.

HUNTING WIN #1

- Bartlett Yancey, Christ the King, East Davidson, Highland Tech, Holly Springs, Northwest Halifax, Providence Grove, South Davidson, Vance County, and Wilson Prep are the only schools in the field this year that have yet to win a football playoff game in NCHSAA play.
 - Of those above listed schools, Providence Grove and South Davidson have the most appearance without experiencing a victory, each appearing 10 times without advancing.
 - NOTE: Rocky Mount Prep has also never won a football playoff game in three appearances, but it will not happen this year either. The school has elected not to participate in their first round contest and Southside will receive a first round bye.



WE RESOLVE.

WE RESOLVE TO SUPPORT OUR COMMUNITIES.

Blue Cross and Blue Shield of North Carolina recognizes the unique role that athletics play in feeding the mind, heart, and soul. We applaud all efforts that serve the health and well-being of North Carolina.



NC



®Marks of the Blue Cross and Blue Shield Association. All other marks and trade names are the property of their respective owners. Blue Cross and Blue Shield of North Carolina is an independent licensee of the Blue Cross and Blue Shield Association. U40099, 10/22

Official Health Insurance Partner of the NCHSAA



2022 NCHSAA 1A FOOTBALL PLAYOFFS



CLICK IT OR TICKET

WEST FIRST ROUND (Nov. 4)

Eastern Randolph
BYE

South Stokes
Mountain Heritage

Robbinsville
Cherryville

Starmount
Cherokee

Christ the King
Avery County

Hayesville
Alleghany

North Rowan
Carver

Mount Airy
North Stokes

Thomasville
Elkin

Swain County
Winston-Salem Prep

Draughn
Union Academy

Mitchell
South Davidson

Murphy
Albemarle

East Wilkes
Thomas Jefferson

Mountain Island Char.
Bessemer City

Andrews
Highland Tech

Nov. 11

Eastern Randolph
Mountain Heritage

Robbinsville
Cherokee

Starmount
Cherokee

Christ the King
Avery County

Hayesville
Alleghany

North Rowan
Carver

Mount Airy
North Stokes

Thomasville
Elkin

Swain County
Winston-Salem Prep

Draughn
Union Academy

Mitchell
South Davidson

Murphy
Albemarle

East Wilkes
Thomas Jefferson

Mountain Island Char.
Bessemer City

Andrews
Highland Tech

Nov. 18

Eastern Randolph
Robbinsville

Starmount
Cherokee

Christ the King
Avery County

Hayesville
Alleghany

North Rowan
Carver

Mount Airy
North Stokes

Thomasville
Elkin

Swain County
Winston-Salem Prep

Draughn
Union Academy

Mitchell
South Davidson

Murphy
Albemarle

East Wilkes
Thomas Jefferson

Mountain Island Char.
Bessemer City

Andrews
Highland Tech

Nov. 25

Eastern Randolph
Mount Airy

Starmount
Cherokee

Christ the King
Avery County

Hayesville
Alleghany

North Rowan
Carver

Mount Airy
North Stokes

Thomasville
Elkin

Swain County
Winston-Salem Prep

Draughn
Union Academy

Mitchell
South Davidson

Murphy
Albemarle

East Wilkes
Thomas Jefferson

Mountain Island Char.
Bessemer City

Andrews
Highland Tech

EAST REGIONAL FINAL (Dec. 2)

Tarboro
Rosewood

WEST REGIONAL FINAL (Dec. 2)

Mount Airy
Draughn

STATE CHAMPIONSHIP (Dec. 9-10)
NCSU or UNC

Tarboro
Mount Airy

STATE CHAMPION

EAST FIRST ROUND (Nov. 4)

Tarboro
BYE

South Duplin
Southeast Halifax

Riverside-Martin
Pamlico County

North Edgecombe
KIPP Pride

West Columbus
South Creek

Gates County
Washington County

Northside-Pinetown
Weldon

Northampton County
Jones

Rosewood
Chatham Central

Warren County
Lakewood

Southside
Rocky Mount Prep

Hobbs
Northwest Halifax

Bear Grass Charter
East Columbus

Wilson Prep
Perquimans

Bertie
Pender

North Moore
Lejeune

Nov. 11

Tarboro
Southeast Halifax

Riverside-Martin
Riverside-Martin

North Edgecombe
North Edgecombe

West Columbus
Washington County

West Columbus
Northampton County

Northside-Pinetown
Northampton County

Rosewood
Warren County

Rosewood
Hobbs

Rosewood
North Moore

East Columbus
Perquimans

Perquimans
North Moore

Pender
North Moore

North Moore
Lejeune

Nov. 18

Tarboro
Riverside-Martin

North Edgecombe
North Edgecombe

West Columbus
Washington County

West Columbus
Northampton County

Northside-Pinetown
Northampton County

Rosewood
Warren County

Rosewood
Hobbs

Rosewood
North Moore

East Columbus
Perquimans

Perquimans
North Moore

Pender
North Moore

North Moore
Lejeune

WEST FIRST ROUND (Nov. 4)

Eastern Randolph
BYE

South Stokes
Mountain Heritage

Robbinsville
Cherryville

Starmount
Cherokee

Christ the King
Avery County

Hayesville
Alleghany

North Rowan
Carver

Mount Airy
North Stokes

Thomasville
Elkin

Swain County
Winston-Salem Prep

Draughn
Union Academy

Mitchell
South Davidson

Murphy
Albemarle

East Wilkes
Thomas Jefferson

Mountain Island Char.
Bessemer City

Andrews
Highland Tech



2021 1A Championship Team Information



TARBORO
VIKINGS

LOCATION: Tarboro, NC
CONFERENCE: Four Rivers 1A
RECORD: 13-1 (5-0)
PRINCIPAL: Terry Hopkins
ATHLETIC DIRECTOR: Jamie Willoughby
HEAD COACH: Jeff Craddock
ASSISTANT(S): Andrew Harding, Ricky Babb, Steve Burnette, Don Reams, Reese Knight, Eric Duff, Riley Hurdle, Reggie Bess, Irvin Glass, Wayne Cherry, Mike Riley, Quentin Knight, Eric Jones, Ken Cox, & Jamie Williams
TEAM BENCH PERSONNEL: Billy Boodie, Jeremy Johnson, Jusiya Pettaway, Zynana

2022 SCHEDULE & RESULTS

8/19	Rocky Mount	35 - 7 (W)
8/26	@ Hertford County	54 - 56 (L)
9/1	@ North Edgecombe	48 - 15 (W)
9/9	SouthWest Edgecombe	27 - 7 (W)
9/16	@ Perquimans*	48 - 20 (W)
9/23	@ Bertie*	53 - 0 (W)
9/29	Gates County*	51 - 8 (W)
10/7	South Creek*	54 - 0 (W)
10/14	@ Riverside-Martin*	50 - 14 (W)
10/28	Washington County*	45 - 0 (W)
11/10	Southeast Halifax#	48 - 0 (W)
11/18	Riverside-Martin#	34 - 14 (W)
11/25	Northampton County#	45 - 20 (W)
12/2	Rosewood#	35 - 7 (W)

Tarboro returns to the State Championship Game for the sixth straight season, winners of eight State Championships all-time. The Vikings are one of the perennial powerhouses in NC, having practiced on Thanksgiving Day a whopping 15 straight fall seasons and winners of 10-straight conference titles.

The Tarboro "T" is the Vikings' calling card. The school has run the straight T for over four decades, and ridden the offense to great success. This year's version is powered by Mason Satterfield and Kamerin McDowell-Moore. The sophomore-freshman 1-2 punch has racked up more than 2500 yards on the ground combined and accounted for 41 touchdowns this year. All told, the Vikings have rolled up 5150 yards rushing this season while only attempting 34 passes on the season.



MOUNT AIRY
GRANITE BEARS

LOCATION: Mount Airy, NC
CONFERENCE: Northwest 1A
RECORD: 14-1 (6-0)
PRINCIPAL: Jason Dorsett
ATHLETIC DIRECTOR: Angela Mayfield & Abby Gallimore
HEAD COACH: JK Adkins
ASSISTANT(S): Darron Taylor, Austin Taylor, Kelly Holder, Logan Holder, Justin Moore, Dennis Moore, Weston Miller, Justin Combs, David Meredith, Richard Grissom, Nic Isom, Jordan Tucker, Andrew Elmore, & Andrew Nance
TEAM BENCH PERSONNEL: Patrick O'Neal, Kaveri Ladezma, Joana Villanue, Dixie Jones

2022 SCHEDULE & RESULTS

8/19	@ North Surry	46 - 18 (W)
8/26	East Surry	12 - 14 (L)
9/2	Surry Central	54 - 6 (W)
9/9	@ Ashe County	51 - 29 (W)
9/16	East Wilkes*	62 - 7 (W)
9/23	@ South Stokes*	58 - 0 (W)
9/29	Starmount*	44 - 7 (W)
10/7	@ North Stokes*	62 - 0 (W)
10/21	@ Elkin*	66 - 0 (W)
10/28	Alleghany*	55 - 0 (W)
11/4	North Stokes#	72 - 0 (W)
11/10	North Rowan#	57 - 7 (W)
11/18	Hayesville#	49 - 0 (W)
11/25	@ Eastern Randolph#	35 - 17 (W)
12/2	Draughn#	35 - 6 (W)

The Granite Bears are back in the State Championship Game for the first time since 2017 when they fell to their 2022 opponent, Tarboro, 32-7. The Granite Bears are powered by their ground attack. Junior running back Tyler Mason leads the Bears with 1863 yards on the year. He has accounted for 41 touchdowns on the season. The Bears are only slightly more active in the passing attack than their opponents, attempting just 85 passes this year, but completing 49 for 1042 yards.

The Bears defense is led by junior Ian Gallimore who leads the Mount Airy defense with 110 tackles this season including 24 tackles for a loss. Mount Airy's defense has combined to hold 10 opponents to seven points or less this season.



TARBORO VIKINGS ROSTER



#	NAME	YR	HT	WT	P	#	NAME	YR	HT	WT	P
1	Jamarion Dozier	JR	5' 9"	149	RB/LB	45	Josiah Dickens	FR	6' 0"	190	FB/LB
2	Nathan Sherrod	SR	6' 1"	185	QB/CB	50	Tra'keivous Jones	JR	6' 6"	273	T/DT
3	Tremaine Mcdaniels	SR	6' 0"	165	RB/CB	52	Quaytavious Jones	SR	6' 1"	210	G/DT
4	Shermardra Clark	JR	5' 9"	150	RB/CB	55	Nah'sear Black	SR	5' 7"	190	DE/G
6	Melvin Sherrod	SR	6' 0"	200	TE/LB	58	Zion Hyman	JR	6' 2"	295	T/DT
7	Omarion Lewis	JR	6' 3"	186	QB/FS	59	Tylan Pitt	SR	6' 3"	270	T
8	Cole Craddock	SO	6' 3"	200	TE/LB	60	Jaylin Stephens	SR	6' 3"	210	T/DT
9	Jamarion Smith	SR	6' 1"	195	TE/DE	64	Alex Dickens	SO	6' 0"	205	OL/DE
10	Trevon White	SR	5' 9"	200	RB/LB	65	Joshua Bradley	SR	5' 8"	315	G/DT
11	Kamerin McDowell-Moore	FR	5' 11"	180	RB/DE	66	Daryll Hyman	JR	5' 8"	210	OL/DT
12	Caiden Everette	FR	5' 9"	150	RB/CB	67	Tyun Wilson	SO	5' 10"	230	OL/DT
15	Christian Gunter	SO	5' 8"	145	DB/RB	68	Zavian Massenburg	SR	6' 1"	265	OL/DE
17	Grant Davis	JR	5' 10"	145	TE/CB	70	Caleb Hyman	JR	5' 7"	380	T/DT
20	Isaiah Jones	JR	5' 11"	155	DB/TE	73	Caleb Schenall	SO	5' 9"	215	OL/DL
24	Mason Satterfield	SO	5' 9"	180	RB/LB	74	Jermaine Staton	SO	5' 6"	170	G/LB
25	Bruce Shipman Jr.	SR	5' 9"	205	FB/LB	75	Ny'Quaveon Davis	SO	6'	330	DT/T
30	Amauri McNeil	SO	5' 10"	160	LB/FB	76	Jmarri Pittman	SO	5' 10"	270	T/DT
33	Lemajae Norfleet	JR	6' 0"	166	DE/TE	77	Ja-Qwayveus Brinson	JR	5' 9"	270	C/DL
34	Keivious Bridgers	FR	5' 9"		RB/LB	78	Amad Hyman	SO	6' 1"	203	T
36	Jeremiah Sellers	SO	6' 1"	225	TE/DE	80	Brandon Jones	SO	5' 7"	115	QB/DB
40	Jamaal Brown	SO	5' 10"	170	TE/DE	85	Tyler Powell	FR	6' 0"	170	QB/LB

ROSTER INFORMATION PROVIDED BY SCHOOLS




MOUNT AIRY GRANITE BEARS ROSTER



#	NAME	YR	HT	WT	P	#	NAME	YR	HT	WT	P
1	Logan Fonville	SR	6' 1"	163	WR/DB	54	Hayden Bender	JR	5' 10"	205	OL/DL
2	Landon Gallimore	SO	6' 0"	155	QB/DB	55	Talon Smith	FR	5' 9"	240	OL/DL
3	Mario Revels	JR	5' 10"	170	WR/CB	59	Cam'ron Webster	SR	5' 10"	195	DT/NG
4	Taeshon Martin	FR	5' 8"	150	RB/DB	60	Keyghun Simpson	SO	5' 10"	142	OL/DL
5	Tyler Mason	JR	6' 0"	185	RB/SS	64	Kam Hawks	JR	6' 5"	268	OL/DL
6	Connor Burrell	SR	5' 9"	160	WR/DB	65	Landon Cox	JR	6' 2"	195	OL/DL
7	Blake Hawks	JR	6' 2"	175	NG/DT	66	Dee Dawkins	SO	6' 0"	204	OL/DL
8	Traven Thompson	SR	5' 10"	185	RB/LB	70	Brandon March	SR	5' 9"		OL/DL
12	Zach Goines	FR	5' 11"	141	WR/DB	71	Third Floyd	FR	5' 11"	320	OL/DL
14	Avery Poindexter	SR	6' 1"	161	HB/LB	73	Anderson DeVore	JR	6' 0"	193	OL/DL
15	Ian Gallimore	JR	5' 11"	180	QB/LB	75	Caden Joyce	JR	6' 3"	233	OL/DL
20	John Martin	SO	6' 0"	153	RB/LB	80	Josh Chavis	SR	5' 10"	162	WR/DB
21	Walker Stroup	JR	6' 0"	175	WR/FS	82	Cash Hemric	SO	5' 8"	124	WR/DB
22	D.J. Joyce	FR	5' 10"	190	RB/DL						
25	Caleb Reid	JR	6' 1"	205	RB/LB						
27	Anthony Valadez	FR	5' 9"	157	WR/DB						
32	Deric Dandy	JR	6' 4"	215	DE/TE						
43	Nas Lemon	JR	6' 0"	151	RB/DT						
44	Bryson Caudle	SO	5' 9"	173	HB/LB						
50	Jonah Bilyeu	SR	6' 0"	200	DE/T						
51	Spencer Baldwin	JR	6' 4"	250	OL/DL						

ROSTER INFORMATION PROVIDED BY SCHOOLS



NOMINATE THE DEER PARK TEAM OF THE WEEK

As the **OFFICIAL NATURAL WATER** partner of the NCHSAA, Deer Park® is proud to honor one team from each classification with the Deer Park® “Fueled by Nature Team of the Week” award. Teams selected throughout the season will be eligible to win our “Fueled by Nature Team of the Year award”. Scan the QR code to nominate your team today!

**FUELED BY
NATURE**
100% NATURAL SPRING WATER



2022 NCHSAA 2A FOOTBALL PLAYOFFS



CLICK IT OR TICKET

WEST FIRST ROUND (Nov 4)

Reidsville 1

Madison 32

McMichael 16

Providence Grove 17

Chase 8

North Wilkes 25

Robinson 9

Wilkes Central 24

Maiden 5

Polk County 28

Walkertown 12

Mount Pleasant 21

Bunker Hill 13

East Davidson 20

C.S. of Davidson 4

East Gaston 29

Burns 3

Morehead 30

Forest Hills 14

Shelby 19

Salisbury 6

Brevard 27

Pine Lake Prep 11

West Stokes 22

Monroe 7

North Stanly 26

Randleman 10

Lincinton 23

Hendersonville 15

West Lincoln 18

East Surry 2

Anson 31

Nov 11

Reidsville 1

Providence Grove 17

Chase 8

Robinson 9

Chase 14

North Wilkes 25

Robinson 9

Wilkes Central 24

Maiden 5

Polk County 28

Walkertown 12

Mount Pleasant 21

Bunker Hill 13

East Davidson 20

C.S. of Davidson 4

East Gaston 29

Burns 3

Morehead 30

Forest Hills 14

Shelby 19

Salisbury 6

Brevard 27

Pine Lake Prep 11

West Stokes 22

Monroe 7

North Stanly 26

Randleman 10

Lincinton 23

Hendersonville 15

West Lincoln 18

East Surry 2

Anson 31

Nov 18

Reidsville 1

Chase 8

Robinson 9

Chase 14

North Wilkes 25

Robinson 9

Wilkes Central 24

Maiden 5

Polk County 28

Walkertown 12

Mount Pleasant 21

Bunker Hill 13

East Davidson 20

C.S. of Davidson 4

East Gaston 29

Burns 3

Morehead 30

Forest Hills 14

Shelby 19

Salisbury 6

Brevard 27

Pine Lake Prep 11

West Stokes 22

Monroe 7

North Stanly 26

Randleman 10

Lincinton 23

Hendersonville 15

West Lincoln 18

East Surry 2

Anson 31

Nov 25

Reidsville 1

Maiden 5

Polk County 28

Walkertown 12

Mount Pleasant 21

Bunker Hill 13

East Davidson 20

C.S. of Davidson 4

East Gaston 29

Burns 3

Morehead 30

Forest Hills 14

Shelby 19

Salisbury 6

Brevard 27

Pine Lake Prep 11

West Stokes 22

Monroe 7

North Stanly 26

Randleman 10

Lincinton 23

Hendersonville 15

West Lincoln 18

East Surry 2

Anson 31

Nov 11

Reidsville 1

Providence Grove 17

Chase 8

Robinson 9

Chase 14

North Wilkes 25

Robinson 9

Wilkes Central 24

Maiden 5

Polk County 28

Walkertown 12

Mount Pleasant 21

Bunker Hill 13

East Davidson 20

C.S. of Davidson 4

East Gaston 29

Burns 3

Morehead 30

Forest Hills 14

Shelby 19

Salisbury 6

Brevard 27

Pine Lake Prep 11

West Stokes 22

Monroe 7

North Stanly 26

Randleman 10

Lincinton 23

Hendersonville 15

West Lincoln 18

East Surry 2

Anson 31

Nov 18

Reidsville 1

Chase 8

Robinson 9

Chase 14

North Wilkes 25

Robinson 9

Wilkes Central 24

Maiden 5

Polk County 28

Walkertown 12

Mount Pleasant 21

Bunker Hill 13

East Davidson 20

C.S. of Davidson 4

East Gaston 29

Burns 3

Morehead 30

Forest Hills 14

Shelby 19

Salisbury 6

Brevard 27

Pine Lake Prep 11

West Stokes 22

Monroe 7

North Stanly 26

Randleman 10

Lincinton 23

Hendersonville 15

West Lincoln 18

East Surry 2

Anson 31

Nov 25

Reidsville 1

Maiden 5

Polk County 28

Walkertown 12

Mount Pleasant 21

Bunker Hill 13

East Davidson 20

C.S. of Davidson 4

East Gaston 29

Burns 3

Morehead 30

Forest Hills 14

Shelby 19

Salisbury 6

Brevard 27

Pine Lake Prep 11

West Stokes 22

Monroe 7

North Stanly 26

Randleman 10

Lincinton 23

Hendersonville 15

West Lincoln 18

East Surry 2

Anson 31

Nov 11

Reidsville 1

Providence Grove 17

Chase 8

Robinson 9

Chase 14

North Wilkes 25

Robinson 9

Wilkes Central 24

Maiden 5

Polk County 28

Walkertown 12

Mount Pleasant 21

Bunker Hill 13

East Davidson 20

C.S. of Davidson 4

East Gaston 29

Burns 3

Morehead 30

Forest Hills 14

Shelby 19

Salisbury 6

Brevard 27

Pine Lake Prep 11

West Stokes 22

Monroe 7

North Stanly 26

Randleman 10

Lincinton 23

Hendersonville 15

West Lincoln 18

East Surry 2

Anson 31

Nov 18

Reidsville 1

Chase 8

Robinson 9

Chase 14

North Wilkes 25

Robinson 9

Wilkes Central 24

Maiden 5

Polk County 28

Walkertown 12

Mount Pleasant 21

Bunker Hill 13

East Davidson 20

C.S. of Davidson 4

East Gaston 29

Burns 3

Morehead 30

Forest Hills 14

Shelby 19

Salisbury 6

Brevard 27

Pine Lake Prep 11

West Stokes 22

Monroe 7

North Stanly 26

Randleman 10

Lincinton 23

Hendersonville 15

West Lincoln 18

East Surry 2

Anson 31

Nov 11

Reidsville 1

Providence Grove 17

Chase 8

Robinson 9

Chase 14

North Wilkes 25

Robinson 9

Wilkes Central 24

Maiden 5

Polk County 28

Walkertown 12

Mount Pleasant 21

Bunker Hill 13

East Davidson 20

C.S. of Davidson 4

East Gaston 29

Burns 3

Morehead 30

Forest Hills 14

Shelby 19

Salisbury 6

Brevard 27

Pine Lake Prep 11

West Stokes 22

Monroe 7

North Stanly 26

Randleman 10

Lincinton 23

Hendersonville 15

West Lincoln 18

East Surry 2

Anson 31

Nov 18

Reidsville 1

Chase 8

Robinson 9

Chase 14

North Wilkes 25

Robinson 9



2022 2A Championship Team Information



EAST DUPLIN PANTHERS

LOCATION: Beulaville, NC
CONFERENCE: East Central 2A
RECORD: 14-1 (6-0)
PRINCIPAL: Scotty Ballard
ATHLETIC DIRECTOR: Battle Holley
HEAD COACH: Battle Holley
ASSISTANT(S): Brian Aldridge, Seth Sandlin, Slade Brown, Mason Burgess, Dan Huygens, Jeremy Joyner, Landen Kennedy, Scott Kennedy, & Ed Crute
TEAM BENCH PERSONNEL: Michael Cottle, Darrell Cavanaugh, & Chris Jarman

2022 SCHEDULE & RESULTS

8/19	@ Dixon	49 - 0 (W)
8/26	@ Princeton	57 - 58 (L)
9/2	Richlands	55 - 0 (W)
9/9	Croatan	42 - 0 (W)
9/16	James Kenan*	21 - 14 (W)
9/23	@ Kinston*	59 - 12 (W)
10/7	North Lenoir*	52 - 14 (W)
10/14	@ South Lenoir*	77 - 20 (W)
10/21	Wallace-Rose Hill*	13 - 12 (W)
10/28	@ Southwest Onslow*	42 - 10 (W)
11/4	North Pitt#	71 - 16 (W)
11/10	James Kenan#	31 - 17 (W)
11/18	Clinton#	28 - 27 (W)
11/25	Whiteville#	49 - 6 (W)
12/2	Wallace-Rose Hill#	28 - 26 (W)
12/10	Reidsville	

A team that is familiar with close games, that's what defines this year's East Duplin Panthers. The Panthers have seen four games this season come down to a two-point conversion attempt late in the game by their opponent, including the Regional Final against cross-county rivals Wallace-Rose Hill last week. The Panthers only loss came on a two-point conversion to eventual top-seeded Princeton, but they managed to hold Wallace-Rose Hill out of the end zone on what would have been game-winning two-point conversions twice this year.

The Panther rushing attack is led by senior Avery Gaby who has racked up 2004 yards while averaging 9.1 yards per carry and 133.6 yards per game. He holds 40 of the Panthers' 70 rushing touchdowns this season. If the Panthers need to throw, they have a capable QB. Junior Zack Brown has thrown for 1161 yards this year with 18 touchdown passes on the season.



REIDSVILLE RAMS

LOCATION: Reidsville, NC
CONFERENCE: Mid-State 2A
RECORD: 14-1 (6-0)
PRINCIPAL: Erica Blackwell
ATHLETIC DIRECTOR: Joe Walker
HEAD COACH: Jimmy Teague
ASSISTANT(S): Doug Marrs, Erik Teague, Steve Knowles, Justin Jackson, Eric Greer, Al Hendricks, Ivan Courts, Jamie Jackson, Anthony Mansfield
TEAM BENCH PERSONNEL: Tommy Massey & Remi Roberson

2022 SCHEDULE & RESULTS

8/19	@ Western Alamance	44 - 7 (W)
8/26	@ Page	14 - 22 (L)
9/1	Rockingham County	50 - 6 (W)
9/9	Eastern Alamance	35 - 28 (W)
9/16	T.W. Andrews*	48 - 0 (W)
9/23	@ North Forsyth*	36 - 7 (W)
10/3	Walkertown*	19 - 6 (W)
10/14	@ West Stokes*	35 - 8 (W)
10/21	@ McMichael*	51 - 14 (W)
10/28	Morehead*	63 - 0 (W)
11/4	Madison#	76 - 14 (W)
11/10	Providence Grove#	51 - 25 (W)
11/18	Chase#	30 - 0 (W)
11/25	Maiden#	35 - 7 (W)
12/2	Burns#	32 - 14 (W)
12/10	East Duplin	

Reidsville is the "Football Capital of NC." The Rams have more NCHSAA State Championships, 19, than any other program in the State, including four in the last six seasons. The Rams lone loss this season came against 4A Greensboro Page in week 2 of the campaign. Rams Head Coach Jimmy Teague is now second all-time in NCHSAA History in wins at the same school with 333 wins in his 27 years at Reidsville.

This year's Rams feature a very balanced attack, having thrown for 2,866 yards and rushed for 2,351 on the season. Al Lee is the QB and has completed 64% of his passes this year, throwing for 2166 yards and 29 scores. His top target is a potent wide receiver, Queshyne Flippin, who has hauled in 51 passes for 878 yards and 11 scores this year. The Rams defense is anchored by Aidan Mansfield and Paul Widerman, both whom have accumulated more than 100 tackles this season.



EAST DUPLIN PANTHERS ROSTER



#	NAME	YR	HT	WT	P	#	NAME	YR	HT	WT	P
1	Daunte Hall	SR	5' 10"	175	FS/RB	39	Shawn Davis	FR	6' 1"	185	FB/DE
2	Nate Jones	JR	5' 9"	154	SS/RB	41	Sedrick Lawson	JR	6' 0"	215	DL/OL
3	Avery Gaby	SR	6' 0"	205	DE/FB	42	Jeremiah Judge	JR	5' 6"	130	C/RB
4	Zack Brown	JR	5' 10"	152	CB/QB	44	Chase Whaley	JR	6' 0"	160	LB/TE
5	Eli Thigpen	JR	5' 9"	165	RB/SS	50	Cain R graham	SO	6' 1"	240	
6	Justin Hooks	SR	6' 0"	175	TE/DE	53	Rodrigo Sanchez	SR	6' 2"	240	G/DT
7	Drew Henderson	JR	6' 0"	175	RB/SS	54	Brandon Scarborough	JR	6' 3"		
7	Baines Raynor	FR	5' 9"	140	RB/C	55	Calvin Harper	SO	5' 8"	179	DT/G
8	Teyshawn Johnson	SR	6' 0"	170	CB/RB	56	Luke Hughes	SO	5' 11"	165	DE/G
9	Jesse Clinesmith	SR	6' 5"	230	DE/TE	58	Chris Martin	JR	6' 2"	255	DT/OL
10	Nizaya Hall	SR	5' 9"	165	RB/DB	62	James Stokes	JR	5' 6"	260	DL/C
11	Brecken Bowles	SR	6' 2"	180	WR/C	63	Kevin Juarez	SR	5' 10"	173	G
12	Jackson Gause	SR	6' 2"	200		66	SIDNEY LANIER	SO	5' 10"	165	OL/LB
15	Elam Moore	JR	5' 10"	154	SS/RB	70	Waylon Sloan	SR	6' 0"	250	
19	Conner Wilkins	JR	6' 0"	150		72	Austin Rouse	SO	6' 0"	180	DT/C
20	Kade Kennedy	SR	6' 1"	200	LB/RB	74	Luke Bailey	SO	5' 10"	200	
22	Darwin Bonilla	JR	5' 10"	167		76	Jesse Parker	JR	6' 1"	250	T/DL
23	Jordan Hall	SO	6' 1"	175	LB/RB	78	Braidy Batchelor	SO	5' 11"	235	T
24	Malcolm Boney	JR	5' 9"	140	RB/CB	80	Jesus Mojica	SO	5' 4"	145	SS/SE
25	Brian Perez segura	SO	5' 10"	165	WR/LB	90	Landen Bond	SO	6' 0"		LB/TE
30	Gavin Jarman	FR	5' 4"	120							
33	Joshua Coates	SR	5' 8"	170	SE/C						
34	Jacob Walker	SR	6' 0"	185	LB/WR						
36	Aaron Hall	FR	5' 10"	155	RB/FS						

ROSTER INFORMATION PROVIDED BY SCHOOLS



REIDSVILLE RAMS ROSTER



#	NAME	YR	HT	WT	P	#	NAME	YR	HT	WT	P
1	Que'shyne Flippen	JR	5' 11"	140	WR/DB	31	Bryson Miller	SO	6' 1"	165	WR/DB
2	Jaden McCain	SR	6' 1"	175	WR/S	32	Jermiah Davis	FR	5' 9"	196	RB/DL
3	Trey Poteat	SR	5' 6"	135	RB/LB	33	Michael Smith	FR	5' 10"	140	RB
4	Frankie Galloway	FR	5' 8"	135	WR/DB	43	Janiere Diggs	SO	5' 11"	198	RB/DL
5	Paul Widerman	JR	6' 0"	195	LB/RB	44	Jariel Cobb	SO	5' 10"	180	RB/LB
6	Jeremiah Redd	JR	5' 9"	175	DB/RB	50	Mario Whitsett	FR	5' 10"		OL/DL
7	Kai Jordan	SR	6' 0"	152	DB/RB	51	Nycer Kelly	SR	6' 2"	273	OL/DL
8	Tamir Johnson	SR	5' 11"	180	LB/WR	52	Tyrese Turner	SO	6' 3"	245	OL/DL
9	Devin Shryock	JR	6' 2"	196	DE/WR	53	Keyshawn Hildebrand	SR	6' 0"	240	OL/DL
10	Jeremiah Cobb	SO	5' 10"	167	QB	54	Dominic Herbin	SR	5' 11"	270	OL/DL
11	Aidan Mansfield	JR	6' 1"	169	WR/LB	55	Titus Burson	JR	5' 11"	215	OL/DL
12	Landon Denny	SR	6' 4"	198	QB	56	Nashaun Price	SR	6' 0"	275	OL/DL
14	Al Lee	JR	6' 2"	210	QB/LB	60	Lucas Gengler	SO	6' 0"	150	OL/DL
15	Dionte Neal	FR	5' 8"		WR/DB	61	Lonnie Nicholson	SR	6' 0"	175	OL/DL
16	Lorenzo Mendoza	SR	5' 9"	158	WR/LB	62	Tannar McKinney	FR	5' 10"	171	OL
17	Kory Rhodes	SO	5' 8"	140	WR/DB	63	Matthew Guill	JR	6' 2"	250	OL
18	Kendre Harrison	FR	6' 8"	230	WR/DE	64	John Flippen	SO	5' 10"	225	OL
20	Javon Harris	JR	5' 9"	169	RB/LB	70	Najaie Brim	FR	6' 0"	189	OL
21	Kameron Hensley	JR	6' 0"	145	WR/DB	72	Parker Strader	JR	6' 0"		OL
22	Bryson Blackstock	JR	6' 2"	188	DE	75	Noah Ware	SO	6' 4"	291	OL
23	Juhkari Pinnix	SO	5' 10"	175	WR/CB	90	Logan Hammock	SR	5' 10"	155	K
24	Ivar De jong	SR	6' 0"		K						
25	Jaylin Baggett	SR	5' 10"	145	DB						
30	Omarie Galloway	SO	5' 10"	165	LB						

ROSTER INFORMATION PROVIDED BY SCHOOLS

GET REVVED UP



OMEGA

REVTECH

Redistributed weight provides 3-8% higher spin rate, equates to 60 more RPM's for better accuracy, velocity and distance on every throw.

RAPID BREAK-IN LEATHER

Pre-treated leather reduces break-in time for a softer feel and easier grip out of the box.

PRIME STITCHING

Middle finger and index finger stitching for throwing off-lace, quick release and ball security.

Learn more at wilson.com
Follow us @wilsonfootball



OMEGA. BRINGING A NEW SPIN TO THE GAME.



2022 NCHSAA 3A FOOTBALL PLAYOFFS



CLICK IT OR TICKET

WEST FIRST ROUND (Nov 4)

Kings Mountain 1

St. Stephens 32

Central Davidson 16

Smoky Mountain 17

West Charlotte 8

Cramer 25

Hibriten 9

Southern Guilford 24

Northwest Cabarrus 5

Ashbrook 28

Ledford 12

Freedom 21

Tuscola 13

Forestview 20

East Lincoln 4

Ashe County 29

Oak Grove 3

West Mecklenburg 30

Crest 14

Statesville 19

Dudley 6

Pisgah 27

South Point 11

Hickory 22

Erwin 7

Carson 26

Parkwood 10

Eastern Guilford 23

West Rowan 15

Franklin 18

West Henderson 2

North Davidson 31

Nov 11

Kings Mountain 1

Smoky Mountain 17

West Charlotte 8

Hibriten 9

Northwest Cabarrus 5

Ledford 12

Tuscola 13

East Lincoln 4

Ashe County 29

Oak Grove 3

West Mecklenburg 30

Crest 14

Statesville 19

Dudley 6

Pisgah 27

South Point 11

Hickory 22

Erwin 7

Carson 26

Parkwood 10

Eastern Guilford 23

West Rowan 15

Franklin 18

West Henderson 2

North Davidson 31

Nov 18

Kings Mountain 1

West Charlotte 8

Hibriten 9

Northwest Cabarrus 5

Ledford 12

Tuscola 13

East Lincoln 4

Ashe County 29

Oak Grove 3

West Mecklenburg 30

Crest 14

Statesville 19

Dudley 6

Pisgah 27

South Point 11

Hickory 22

Erwin 7

Carson 26

Parkwood 10

Eastern Guilford 23

West Rowan 15

Franklin 18

West Henderson 2

North Davidson 31

Nov 25

Kings Mountain 1

East Lincoln 4

Northwest Cabarrus 5

Ledford 12

Tuscola 13

East Lincoln 4

Ashe County 29

Oak Grove 3

West Mecklenburg 30

Crest 14

Statesville 19

Dudley 6

Pisgah 27

South Point 11

Hickory 22

Erwin 7

Carson 26

Parkwood 10

Eastern Guilford 23

West Rowan 15

Franklin 18

West Henderson 2

North Davidson 31

Nov 11

Kings Mountain 1

Smoky Mountain 17

West Charlotte 8

Hibriten 9

Northwest Cabarrus 5

Ledford 12

Tuscola 13

East Lincoln 4

Ashe County 29

Oak Grove 3

West Mecklenburg 30

Crest 14

Statesville 19

Dudley 6

Pisgah 27

South Point 11

Hickory 22

Erwin 7

Carson 26

Parkwood 10

Eastern Guilford 23

West Rowan 15

Franklin 18

West Henderson 2

North Davidson 31

Nov 18

Kings Mountain 1

West Charlotte 8

Hibriten 9

Northwest Cabarrus 5

Ledford 12

Tuscola 13

East Lincoln 4

Ashe County 29

Oak Grove 3

West Mecklenburg 30

Crest 14

Statesville 19

Dudley 6

Pisgah 27

South Point 11

Hickory 22

Erwin 7

Carson 26

Parkwood 10

Eastern Guilford 23

West Rowan 15

Franklin 18

West Henderson 2

North Davidson 31

Nov 25

Kings Mountain 1

East Lincoln 4

Northwest Cabarrus 5

Ledford 12

Tuscola 13

East Lincoln 4

Ashe County 29

Oak Grove 3

West Mecklenburg 30

Crest 14

Statesville 19

Dudley 6

Pisgah 27

South Point 11

Hickory 22

Erwin 7

Carson 26

Parkwood 10

Eastern Guilford 23

West Rowan 15

Franklin 18

West Henderson 2

North Davidson 31

Nov 11

Kings Mountain 1

Smoky Mountain 17

West Charlotte 8

Hibriten 9

Northwest Cabarrus 5

Ledford 12

Tuscola 13

East Lincoln 4

Ashe County 29

Oak Grove 3

West Mecklenburg 30

Crest 14

Statesville 19

Dudley 6

Pisgah 27

South Point 11

Hickory 22

Erwin 7

Carson 26

Parkwood 10

Eastern Guilford 23

West Rowan 15

Franklin 18

West Henderson 2

North Davidson 31

EAST FIRST ROUND (Nov 4)

Northern Nash 25

Northside-Jax 7

Southern Nash 26

White Oak 26

West Carteret 26

Vance County 28

Southern Durham 55

Richlands 12

C.B. Aycock 28

Triton 33

Smithfield-Selma 0

Hunt 3

Rocky Mount 17

Jacksonville 21

Havelock 67

Croatian 7

Seventy-First 62

South Johnston 0

J.H. Rose 44

Cape Fear 24

North Brunswick 14

Westover 6

Currituck County 38

Lee County 41

Terry Sanford 36

South Brunswick 36

Scotland 42

Fike 35

Williams 34

Western Alamance 20

Eastern Alamance 41

Franklin 7

WEST FIRST ROUND (Nov 4)

Kings Mountain 1

St. Stephens 32

Central Davidson 16

Smoky Mountain 17

West Charlotte 8

Cramer 25

Hibriten 9

Southern Guilford 24

Northwest Cabarrus 5

Ashbrook 28

Ledford 12

Freedom 21

Tuscola 13

Forestview 20

East Lincoln 4

Ashe County 29

Oak Grove 3

West Mecklenburg 30

Crest 14

Statesville 19

Dudley 6

Pisgah 27

South Point 11

Hickory 22

Erwin 7

Carson 26

Parkwood 10

Eastern Guilford 23

West Rowan 15

Franklin 18

West Henderson 2

North Davidson 31



2022 3A Championship Team Information



NORTHERN NASH
KNIGHTS

LOCATION: Rocky Mount, NC

CONFERENCE: The Big East 2A/3A

RECORD: 15-0 (6-0)

PRINCIPAL: Jeff White

ATHLETIC DIRECTOR: Joey Keefe

HEAD COACH: Andrew Farriss

ASSISTANT(S): John Alston, Aveon Braxton, Jacoby Bullock, Brandon Clay, Ashley Davis, Ian Fennell, Marcus Kornegay, Tyler Walston, & Garrett Wingate

TEAM BENCH PERSONNEL: Ashlee Dunlevy, Kiara Spooner, Elizabeth Daniels, Hylan Wheeler, Corey Mercer, Kenny Byrd, Jennedy Clayton, Scott Zipko, Samantha Zipko

2022 SCHEDULE & RESULTS

8/19	@ SouthWest Edgecombe	45 - 6 (W)
8/26	@ Fike	49 - 6 (W)
9/1	Corinth Holders	61 - 0 (W)
9/9	D.H. Conley	44 - 7 (W)
9/23	@ Bunn*	49 - 13 (W)
9/29	Roanoke Rapids*	63 - 0 (W)
10/7	@ Nash Central*	47 - 15 (W)
10/14	Franklinton*	56 - 14 (W)
10/21	Southern Nash*	27 - 7 (W)
10/28	@ Rocky Mount*	27 - 17 (W)
11/4	Northside - Jacksonville#	25 - 7 (W)
11/10	Southern Nash#	27 - 12 (W)
11/18	Southern Durham#	21 - 14 (W)
11/25	Triton#	42 - 7 (W)
12/2	Seventy-First#	23 - 22 (W)
12/10	East Lincoln	

Northern Nash makes their return to the State Championship Game for the first time since 2002 and only the second time in program history. The Knights have never won a State Championship in football, having been defeated in 2002's 4A Championship by AC Reynolds, 14-7.

The Knights have had their share of close calls this season, falling behind Rocky Mount 14-0 in the final game of the regular season before storming back to knock them off 27-17. They also had to hang on in the Regional Final as Seventy-First drove late threatening to overcome what had looked like a comfortable lead for Northern in the game.

The offense is in the capable hands of senior QB Keno Jones who has thrown for 2514 yards while completing 64% of his passes and throwing for 37 TD. He is also the team's second leading rusher at 756 yards and 13 scores, behind only Dywhaun Mitchell who has 829 yards this year.



EAST LINCOLN
MUSTANGS

LOCATION: Dallas, NC

CONFERENCE: Western Foothills 3A

RECORD: 15-0 (7-0)

PRINCIPAL: Marybeth Avery

ATHLETIC DIRECTOR: Chris Matile

HEAD COACH: David Lubowicz

ASSISTANT(S): David Brehm, Josh Thompson, Matt Beam, Garrett Young, Neil Lunceford, Ryan Goffio, Josh Robinson, Chris Matile, Jay Roseboro

TEAM BENCH PERSONNEL: Max Warren, Emma Beam, Wes Beam, Rachel Jenkins, Tanner Matile, & Davis Beam

2022 SCHEDULE & RESULTS

8/19	Hibriten	36 - 8 (W)
8/26	Forestview	53 - 0 (W)
9/2	@ Lincolnton	27 - 0 (W)
9/16	Hickory*	28 - 12 (W)
9/23	@ Statesville*	28 - 7 (W)
9/29	West Iredell*	50 - 0 (W)
10/7	@ Foard*	63 - 3 (W)
10/14	@ St. Stephens*	55 - 3 (W)
10/21	@ North Iredell*	50 - 7 (W)
10/28	North Lincoln*	28 - 7 (W)
11/4	Ashe County#	51 - 6 (W)
11/10	Tuscola#	35 - 7 (W)
11/18	Ledford#	28 - 7 (W)
11/25	@ Kings Mountain#	46 - 20 (W)
12/2	South Point#	14 - 7 (W)
12/10	Northern Nash	

East Lincoln is in the NCHSAA State Championship for the fourth time in school history and the first time since claiming the 2014 2AA Championship with a 14-13 win over Washington. The Mustangs are 2-1 all-time in their Championship Appearances.

The Mustangs challenged themselves early, taking on Forestview, Hibriten and Lincolnton in their opening three games. The defense emerged as the stars, only allowing 8 points in those opening games. All told, the Mustang defense has held all but two opponents under 8 points this year, including a very potent South Point offense in the Regional Final. Ben Cutter has solidified the defense, accounting for 175 tackles this season on his way to being the Conference Player of the Year.

Offensively, Ty Mizzell powers the Mustangs, throwing for 2368 yards and 35 TD this year. He's also the team's second leading rusher, behind only Christopher Daily who has run for 1558 yards and 19 TD this year.



NORTHERN NASH KNIGHTS ROSTER



#	NAME	YR	HT	WT	P	#	NAME	YR	HT	WT	P
1	Trey Battle	11	6' 0"	185	WR/DB	42	Davis Wells	10	5' 11"	160	K
2	Randall King	11	6' 2"	180	WR/DB	44	Aquavius Horne	9	5' 11"	180	RB
3	Jayvien Fenner	12	5' 10"	150	WR/DB	48	Carson Jenkins	12	5' 11"	180	LB/FB
4	Elijah Pitt	11	6' 2"	177	FS	50	Briston Manning	12	6' 0"	260	OL
5	Keno Jones	12	6' 3"	190	QB/FS	51	Torrence Porter jr	10	6' 1"	218	DT/T
6	Dywhaun Mitchell	11	5' 10"	170	RB/LB	54	Tyler Richardson	9	6' 1"	260	OL/DL
7	Yasin Davis-Mckinney	12	5' 10"	145	WR	55	Sam Huddleston	11	6' 0"	200	OL/LB
8	Brandon Ricks	11	5' 6"	145	WR/DB	56	Tairon Bullock-cousar	11	5' 10"	225	DE
9	Allen Barnes	12	6' 0"	165	OLB	58	Hayden Joyner	10	5' 10"	215	OL
10	Elijah Person	11	5' 8"	150	LB/WR	60	Decarlos Richardson	11	6' 0"	220	DL
11	Peyton Clay	11	5' 11"	175	LB/WR	64	Zhamire Pitt	10	5' 10"	235	DT
12	Jaquille Arrington	11	6' 0"	157	DB/WR	65	Rey Smith	12	6' 0"	300	G/DT
14	Bryson Jenkins	12	6' 0"	162	K	66	Trey Glover	12	6' 0"	220	LB/OL
15	Jesse Smith	11	5' 2"	125	LB/RB	67	Javarion Davis	10	5' 9"	220	DT/FB
16	Doug Pender	11	5' 8"	150	CB	70	Chason Boseman	11	6' 5"	275	OL
18	Kaleb Staton	10	5' 10"	158	FS/CB	71	Joshua Pryor	9	6' 0"	280	OL/DL
20	Damante Adams	10	6' 0"	150	CB/WR	72	Nic Bellamy	11	6' 4"	315	OL
21	Barian Strickland	10	5' 8"	160	RB	73	Tyreik Wilkins	12	6' 3"	240	DL
22	Triston Sigers	10	6' 0"	136	QB	75	CJ Haywood	11	6' 1"	250	DT
23	Thomas Knight	11	5' 6"	160	LB	79	Chris Manning	12	6' 2"	300	NG
24	Azariah Loring	11	5' 9"	165	LB/RB	82	Andrew Zipko	11	6' 3"	205	DE
25	Taron Hannah	12	5' 9"	175	MLB	84	Troy Golsby	12	6' 1"	180	LB
28	Garrett Graham	11	5' 10"	185	LB	86	Mason Moore	10	5' 8"	160	OL
30	Cullin Whitley	12	5' 9"	160	WR/LB	88	Danny O'brien	12	6' 4"	220	TE
32	Michael Hopkins	11	5' 10"	180	LB/TE	99	Ashton Rhodes	12	6' 5"	230	TE
33	Conner Baker	11	6' 1"	215	LB/TE		Emanuel Bell	11	6' 2"	220	DT
34	Tristan Murray	10	5' 8"	145	WR/DB		Jordan Jones	10	6' 3"	220	DE/T
38	Josh Chappell	11	6' 0"	190	LS/LB		Ethan Lafrance	12	5' 10"	150	CB/WR
40	Antonio Patton	11	6' 0"	185	DE						

ROSTER INFORMATION PROVIDED BY SCHOOLS



EAST LINCOLN MUSTANGS ROSTER



#	NAME	YR	HT	WT	P	#	NAME	YR	HT	WT	P
1	Tyler Mizzell	SR	6' 1"	165	QB	49	Kaleb Lauffer	FR			LB
2	Keandre Walker	SR	6' 2"	180	CB/WR	50	Jett Collins	JR			OL/DL
3	Markell Clark	SR	5' 7"	140	WR/FS	51	Terry Bryant	SR	6' 2"	200	LB/G
4	Jaylen Roseboro	JR	6' 1"	160	CB	52	Levi Clark	SR			C/G
5	Riley Shropshire	JR	5' 11"	150	FS/WR	53	Ben Seagle	SR	6' 2"	210	TE
6	Lj Forney	SO	5' 8"	145	WR/CB	54	Christian Garcia	SO	6' 1"	210	C
7	Hampton Good	JR	6' 0"	187	LB	55	Aiden Terrell	SR	6' 0"	205	LB/OL
8	Christopher Daley II	SO	5' 11"	180	RB/LB	58	Blake Bradford	SR	6' 6"	240	DE
9	Ben Cutter	SR	6' 1"	215	LB/RB	60	Evan Matile	SO	6' 2"	185	DE
14	Landon Glezen	SR	6' 3"	180	LB/SS	61	Jack Grabants	SO	6' 2"	200	DE
15	Hunter Bolling	SO			QB	64	Solomon Reid	JR			G
17	Taylor Rasmussen	SR	6' 1"	165	WR/DB	66	Jacob Estes	JR			OL/DL
20	Eddie Lee McGill	SR	5' 6"	145	RB/CB	68	Braden Kendall	SO			OL/DL
21	Walker Herte	SR			RB	71	Cole Schenck	SR			G/T
22	Parker Davis	SR	6' 3"	190	LB/FS	72	Joshua Gilbert	SR	6' 6"	340	T
23	James Mclain	SR	6' 0"	185	MLB	73	Jackson Rick	FR			OL/DL
24	Marcel Johnson	JR			DE/RB	75	Kevin Tinsley	SR			OL/DL
27	Beau Bradford	JR			FS	77	Michael Thomas	JR			T
28	Jack Campbell	JR			MLB	80	Jackson Beam	SO			WR
32	Deandre McCall	JR	5' 7"	155	RB/CB	81	Virgil Bingham Jr.	SR	5' 9"	148	CB
33	Frazier Lynch	JR			RB/DB	82	Braylin Smith	JR	5' 8"	148	WR
33	King Watkins	JR			WR/CB	84	Saraii Sherrils	JR			CB
34	Brody Hager	SO			RB/DB	88	Diego Neira	SR	6' 1"	220	DE
40	Jarvis Stevens	JR			CB	92	Zymiere Ross	SR			NG
42	Christopher Mileta				K						
43	Thomas Maillet	JR			K						
44	Austin Dobler	JR			CB						
46	Helmut Rojas	SR			K						

ROSTER INFORMATION PROVIDED BY SCHOOLS



THE
BEST
USE
THE
BEST

GATORADE





2022 NCHSAA 4A FOOTBALL PLAYOFFS



CLICK IT OR TICKET

WEST FIRST ROUND (Nov. 4)

Grimsley 1

Davie 32

Charlotte Catholic 16

Reagan 17

Independence 8

Page 25

Olympic 9

T.C. Robertson 24

Hough 5

Providence 28

Mallard Creek 12

Ardrey Kell 21

Asheville 13

Mount Tabor 20

East Forsyth 4

West Forsyth 29

Watauga 3

South Iredell 30

Northwest Guilford 14

Southeast Guilford 19

Weddington 6

Marvin Ridge 27

Cox Mill 11

Lake Norman 22

A.C. Reynolds 7

A.L. Brown 26

Julius Chambers 10

Porter Ridge 23

Butler 15

Hickory Ridge 18

Mooreville 2

Southwest Guilford 31

Nov. 11

Grimsley 1

Charlotte Catholic 17

Independence 8

Olympic 9

Hough 5

Mallard Creek 12

Asheville 13

Mount Tabor 20

East Forsyth 4

West Forsyth 29

Watauga 3

South Iredell 30

Northwest Guilford 14

Southeast Guilford 19

Weddington 6

Marvin Ridge 27

Cox Mill 11

Lake Norman 22

A.C. Reynolds 7

A.L. Brown 26

Julius Chambers 10

Porter Ridge 23

Butler 15

Hickory Ridge 18

Mooreville 2

Southwest Guilford 31

Nov. 18

Grimsley 1

Independence 8

Olympic 9

Hough 5

Mallard Creek 12

Asheville 13

Mount Tabor 20

East Forsyth 4

West Forsyth 29

Watauga 3

South Iredell 30

Northwest Guilford 14

Southeast Guilford 19

Weddington 6

Marvin Ridge 27

Cox Mill 11

Lake Norman 22

A.C. Reynolds 7

A.L. Brown 26

Julius Chambers 10

Porter Ridge 23

Butler 15

Hickory Ridge 18

Mooreville 2

Southwest Guilford 31

Nov. 25

Grimsley 1

Hough 5

Olympic 9

T.C. Robertson 24

Hough 5

Providence 28

Mallard Creek 12

Asheville 13

Mount Tabor 20

East Forsyth 4

West Forsyth 29

Watauga 3

South Iredell 30

Northwest Guilford 14

Southeast Guilford 19

Weddington 6

Marvin Ridge 27

Cox Mill 11

Lake Norman 22

A.C. Reynolds 7

A.L. Brown 26

Julius Chambers 10

Porter Ridge 23

Butler 15

Hickory Ridge 18

Mooreville 2

Southwest Guilford 31

Nov. 11

Grimsley 1

Charlotte Catholic 17

Independence 8

Olympic 9

Hough 5

Mallard Creek 12

Asheville 13

Mount Tabor 20

East Forsyth 4

West Forsyth 29

Watauga 3

South Iredell 30

Northwest Guilford 14

Southeast Guilford 19

Weddington 6

Marvin Ridge 27

Cox Mill 11

Lake Norman 22

A.C. Reynolds 7

A.L. Brown 26

Julius Chambers 10

Porter Ridge 23

Butler 15

Hickory Ridge 18

Mooreville 2

Southwest Guilford 31

Nov. 18

Hillside 28

Pine Forest 7

Holly Springs 10

Fuquay-Varina 20

Cardinal Gibbons 30

Knightsdale 42

Millbrook 35

Southern Alamance 38

New Hanover 32

Broughton 19

Wake Forest 42

Chapel Hill 8

Leesville Road 21

D.H. Conley 27

Cleveland 42

Topsail 14

Rolesville 28

Overhills 16

Pinecrest 35

Laney 7

Jack Britt 20

Jordan 23

Heritage 13

Hoggard 42

New Bern 56

Sanderson 31

Nov. 25

Hillside 14

Millbrook 19

Cardinal Gibbons 50

Knightsdale 8

Millbrook 27

Clayton 10

Southern Alamance 28

Riverside-Durham 21

Wake Forest 42

Chapel Hill 8

Leesville Road 21

D.H. Conley 27

Cleveland 42

Topsail 14

Rolesville 28

Overhills 16

Pinecrest 35

Laney 7

Jack Britt 20

Jordan 23

Heritage 13

Hoggard 42

New Bern 56

Sanderson 31

Nov. 11

Hillside 46

Apex 43

Holly Springs 8

Pine Forest 16

Cardinal Gibbons 30

Knightsdale 42

Millbrook 35

Southern Alamance 38

New Hanover 32

Broughton 19

Wake Forest 42

Chapel Hill 8

Leesville Road 21

D.H. Conley 27

Cleveland 42

Topsail 14

Rolesville 28

Overhills 16

Pinecrest 35

Laney 7

Jack Britt 20

Jordan 23

Heritage 13

Hoggard 42

New Bern 56

Sanderson 31

EAST FIRST ROUND (Nov. 4)

Hillside 18

Hoke County 18

Apex 42

Panther Creek 35

Holly Springs 36

Richmond 33

Pine Forest 21

Fuquay-Varina 20

Cardinal Gibbons 50

Knightsdale 8

Millbrook 27

Clayton 10

Southern Alamance 28

Riverside-Durham 21

Wake Forest 42

Chapel Hill 8

Leesville Road 21

D.H. Conley 27

Cleveland 42

Topsail 14

Rolesville 41

Overhills 16

Pinecrest 35

Laney 7

Jack Britt 20

Jordan 23

Heritage 13

Hoggard 42

New Bern 56

Sanderson 31



2022 4A Championship Team Information



NEW BERN
BEARS



GRIMSLEY
WHIRLIES

LOCATION: New Bern, NC

CONFERENCE: Big Carolina 3A/4A

RECORD: 15-0 (6-0)

PRINCIPAL: Jerry Simmons

ATHLETIC DIRECTOR: Bo Lansche

HEAD COACH: Torrey Nowell

ASSISTANT(S): Terrance McCormick, Bobby Curlings, Joe Davis, Kevin Reese Sr, Ben Matau, Kevin Yost, Maurice King, Na'Quan Gibbs, DeAundra Barfield, Cameron Curlings, Camden Reddick

TEAM BENCH PERSONNEL: Luke Mills, Dr. Wheatly, & Katlynn Kearny

2022 SCHEDULE & RESULTS

8/19	New Hanover	40 - 3 (W)
8/26	@ Willow Spring	61 - 0 (W)
9/2	West Craven	53 - 0 (W)
9/9	@ Maury (VA)	21 - 14 (W)
9/16	@ Havelock*	27 - 0 (W)
9/23	Jacksonville*	45 - 0 (W)
9/28	@ South Central*	57 - 6 (W)
10/7	@ Northside - Jacksonville*	54 - 26 (W)
10/14	J.H. Rose*	54 - 7 (W)
10/21	D.H. Conley*	49 - 0 (W)
11/4	Sanderson#	56 - 14 (W)
11/10	Hoggard#	21 - 0 (W)
11/18	Jordan#	38 - 33 (W)
11/25	Rolesville#	70 - 34 (W)
12/2	Millbrook#	35 - 27 (W)
12/9	Grimsley#	

After a few tough seasons, the periennial beast of the East is back, as the New Bern Bears are undefeated and in the State Championship Game for the first time since 2014 when they defeated Charlotte Catholic 23-15 to win the 4A title, the school's third state title in Football.

This year's Bears are a power running team, racking up 5825 yards and featuring three 1000 yard rushers. Aronne Herring leads the way for New Bern offensively, rushing for 1895 yards while averaging better than 12.3 yards per carry. Herring has 27 TDs on the year, but he is far from the only rushing threat on this year's Bears. Jayden Wallace and Damaree Tucker each have rushed for over 1000 yards, each totaling 15 TDs this season.

A pair of seniors anchor the Bears defense. KJ Sampson and No'tavien Green each have more than 90 tackles to lead the team. Senior defense back Chamir

LOCATION: Greensboro, NC

CONFERENCE: Metro 4A

RECORD: 15-0 (7-0)

PRINCIPAL: Ged O'Donnell

ATHLETIC DIRECTOR: Ethan Albright

HEAD COACH: Darryl Brown

ASSISTANT(S): Joe Rigsbee, Jesse Tripp, Will Brown, Jamie Cunningham, Kemar Bachelor, Kemar Bachelor, Thad Rice, Norman Weeks, Demetrius Jones, Toby Williams, Diavante Brown

TEAM BENCH PERSONNEL: Christina Childers, Ed Hampton, Sue Hampton, Renay Brown, Don Shore, Wayne Siler, Jay Terrell

2022 SCHEDULE & RESULTS

8/19	@ Clayton	42 - 14 (W)
8/26	Reagan	40 - 34 (W)
9/9	Pinecrest	32 - 7 (W)
9/16	@ Southeast Guilford*	35 - 7 (W)
9/23	Northwest Guilford*	55 - 12 (W)
9/29	@ Western Guilford*	53 - 7 (W)
10/7	@ Ragsdale*	56 - 6 (W)
10/14	Southwest Guilford*	49 - 21 (W)
10/21	@ Page*	27 - 22 (W)
10/28	Northern Guilford*	56 - 14 (W)
11/4	Davie#	69 - 37 (W)
11/12	Charlotte Catholic#	42 - 30 (W)
11/18	Independence#	44 - 36 (W)
11/25	Hough#	40 - 37 (W)
12/2	Weddington#	28 - 27 (W)
12/9	New Bern#	

Unbeaten Grimsley returns to the State Championship Game for the second time in three seasons. The Whirlies have had a difficult final two games of the playoffs, holding off Hough 40-37 in the fourth round before blocking a PAT against Weddington in the Regional Finals that ended up netting them a 28-27 victory over the Warriors.

The Whirlies came from behind in week 2 against Reagan, rolling out to a 40-34 victory before running over the Metro 4A on their way to the league title. The Grimsley rushing attack is particularly punishing, led by Mitchell Summers, a sophomore who has amassed 1945 yards and is averaging nearly 9 yards per carry this year. QB Ryan Stephens is a running threat as well, rushing for more than 1000 yards and throwing for 1960 yards and 19 TDs this year.



NEW BERN BEARS ROSTER



#	NAME	YR	HT	WT	P	#	NAME	YR	HT	WT	P
1	Aronne Herring	SR	5' 10"	175	RB/LB	26	Toran Johnson	SR			RB
2	Damaree Tucker	JR	6' 1"	185	QB	42	Zach McConnell	SR	5' 10"	205	P/LB
3	Alex Graham	SR	6' 1"	205	OLB	43	Brad Hopkinson	JR	5' 8"		WR/LB
4	Kyvon Gooding	JR	6' 1"		LB/S	44	Tayden Dixon	JR			MLB
5	Currine Henry	SO	5' 8"	143	CB	45	Alex Williams	JR			OLB
6	Jayden Wallace	SR			RB	50	Logan Shiers	SR			
7	No'Tavien Green	SR	6' 1"	210		52	La'Michael Doss	JR	5' 11"	230	DE
8	Amari Birth	SR	6' 0"	190	WR/CB	53	Aidan Hodge	JR	5' 10"	190	DE
9	Ivion Smith	SO	5' 10"	165	RB/WR	55	Dylan Wagner	SR	6' 2"	280	T/DT
10	KJ Sampson	SR	6' 4"	285	DT	56	Drewvon Oxendine	JR			DE
11	Will Brimmer	SR	6' 3"	201	DE/WR	60	Joyce Mukungampio	SO	5' 9"	185	DL
12	Quenton Lewis	SR	5' 8"	160	DB/RB	61	Aiden Holt	SR			G
13	jussan wiggins	SO			RB/WR	64	Qua'Mari Wright	SR			T/G
14	Chamir Wright	SR			RB/SS	65	Robert Magwood	JR			
15	Jamir Bryant	SR			DE	67	Mikal Masionet	JR	6' 0"	325	
16	Malachi Dockett	SR	5' 8"	180	RB/LB	68	Jakari Henderson	SR	5' 10"		DL
17	Emmanuel Johnson	JR	5' 10"	190	WR/DB	70	Jamar Bell	SR	6' 2"	260	G/T
19	Nashawn Berry	SR	5' 10"	160	CB	86	Kole Trull	SR	6' 3"		TE
20	Ozell Brimmer	FR			RB	90	Taevion Cox	SR	6' 3"	290	
21	Davari Smoot	JR				93	Wyatt Jackson	SO	5' 8"	190	K
22	Nyquiese Askew	JR	5' 9"	180	RB	99	Noah Strouth	SO	6' 2"	280	LB/TE
23	Trent Phillips	JR			MLB						
24	Kaishawn Taylor	FR			FB						
25	Terrance McCormick Jr	FR			DB/RB						
26	Toran Beatty	SR	5' 9"	180							

ROSTER INFORMATION PROVIDED BY SCHOOLS



GRIMSLEY WHIRLIES ROSTER



#	NAME	YR	HT	WT	P	#	NAME	YR	HT	WT	P
1	Khalil Stimpson	SR	6' 0"	215	RB/LB	33	Jalen Ashe	JR	5' 10"	185	DL
2	Ja'carion Maynard	SR	5' 7"	155	RB/CB	34	Ben Taylor	JR	5' 9"	165	OLB
3	Alex Taylor	JR	6' 2"	180	WR/CB	35	Jahkai Eason	JR	5' 10"	190	DE
4	Keshaun Jones	SO	5' 8"	175	RB/LB	36	Jaushua France	SO	5' 10"	160	OLB
5	Darrin Davis	SR	5' 10"	185	WR/LB	40	Fort Hihelgo	SO	5' 10"	170	RB
6	Deon McLaughlin	JR	5' 8"	170	SS	41	Dreshon Robinson	JR	6' 0"	190	LB
7	Jamarie Davis	JR	5' 10"	175	RB/DB	42	Justin Allen	SR	5' 9"	165	WR/CB
8	Terrell Anderson	JR	6' 3"	195	WR/LB	43	Marshall Donald	SR	6' 0"	185	DE
9	Nolan Albright	SR	6' 5"	230	TE/DE	44	Amari Griffin	JR	6' 3"	210	DE
10	Nate Dupuis	SR	6' 1"	205	TE/DE	50	Henry Harden	SR	6' 2"	265	OL/DT
11	Faizon Brandon	FR	6' 3"	175	QB	51	Graham Buckrham	JR	6' 0"	255	OL/DE
12	Bryce Davis	SO	6' 3"	230	TE/DE	52	Jackson Lee	SR	6' 0"	200	OL
13	Jasiah Hussey	SO	5' 11"	155	DB	53	Sam Sackey	SR	5' 10"	190	OL/DE
14	Nick Caldwell	SR	5' 10"	165	WR/CB	54	Ephraim Byers	JR	5' 10"	225	OL/DT
15	Ryan Stephens	SR	5' 9"	170	QB/DB	55	Jamaal Jarrett	SR	6' 6"	355	DT
16	James Tyler	JR	5' 8"	150	RB/FS	56	Tyler Smouse	SR	5' 9"	220	OL
17	Alijah Ingram	SO	6' 0"	155	DB	58	TJ Bunch	SO	6' 1"	280	OL
18	Jeremiah Deese	JR	6' 1"	185	WR/DB	60	Brock Weston	SO	6' 0"	210	OL
19	Jackson Henry	SO	5' 10"	140	K/P	61	Tyrone Green	SO	5' 11"	195	OL
20	Michael Hawkins	JR	5' 8"	145	WR/CB	70	Cyrus Taheri	SO	6' 1"	205	OL
21	Jt Simmons	JR	5' 11"	170	TE/LB	71	Joseph Diku	SR	6' 0"	280	DT
22	Mitchell Summers	SO	5' 6"	150	RB/FS	72	Nick Kashubara	FR	6' 1"	255	OL
23	Fred Sellars	JR	5' 10"	155	WR/CB	73	Jaden Staton	JR	6' 0"	275	OL/DT
24	Chris Young	SO	5' 9"	165	CB	75	Richard Chickillo	JR	5' 10"	235	OL
25	Tobyn Dunning	JR	5' 9"	175	LB	76	Jamarius Matier	JR	6' 0"	280	OL/DT
26	Ty'quairis Hayes	JR	5' 10"	170	OLB	77	Jason Deku	JR	6' 0"	370	DT
27	Eli Houser	SR	5' 9"	160	LB	81	Isaiah Kehinde	JR	5' 6"	140	WR
28	Durron Anderson	SO	5' 10"	170	OLB	83	Germaine Brown II	SO	5' 11"	170	WR
29	Jabari Mosely	JR	6' 1"	175	OLB	90	Bakary Coulbary	SO	5' 10"	260	DT
31	Dylan Pruitt	SO	6' 3"	215	TE/DE	99	Andre Hill	SO	6' 3"	315	DT
32	Jason Mabry	JR	5' 10"	180	MLB						

ROSTER INFORMATION PROVIDED BY SCHOOLS



Impossible

When we invest in our communities, we help turn impossible challenges into possible solutions. By sharing, growing, and encouraging, we can create a “can-do” spirit for our communities.

North Carolina High School Athletic Association, we proudly celebrate the success of your commitment and service to the community.

wellsfargo.com/donations

Tarboro rolls by Mitchell 28-7

CHAPEL HILL, NC – Tarboro collected their second straight State Championship and eighth in program history rushing by Mitchell 28-7 to win the 1A State Championship. The Vikings got a pair of touchdowns and 132 yards rushing from Tobias Joyner who was named the 1A State Championship Game Most Valuable Player.

Trevon White also rushed for a pair of scores for the Vikings, scoring twice on 20 carries and 78 yards on his way to being named the Most Outstanding Offensive Performer for Tarboro. White opened the scoring on a three-yard touchdown run to cap off an 8-play, 51-yard drive with just 49 seconds to play in the first quarter.

Mitchell answered early in quarter two when Ty Turbyfill threw a jump pass to a wide open Gage Young in the left side of the endzone for an 8-yard score. Turbyfill's toss tied the game at 7 with 9:23 to go in the half, and helped cement his selection as Most Outstanding Offensive Performer for the Mountaineers. He finished the game with 101 yards rushing on 30 carries and threw for 62 yards on 5-11 passing.

Tarboro threw a haymaker late in the first half as they Vikings capitalized on a short punt and short field. The Vikings marched 8 plays and 30 yards to cash in on a one yard touchdown run by White with just six seconds to play in the half. With White's two TD's in the bag, Tarboro went into the locker room up 14-7.

The Vikings turned to Joyner in the second half, and he took a handoff 35 yards to end Tarboro's first drive of the second half with a touchdown and a 21-7 lead just 2:02 into the third quarter. Joyner iced the game late as he sprinted 38 yards to paydirt with 2:12 to go in the game, pushing the Tarboro lead to 28-7.

The Mitchell defense stood up firm against the Viking ground game, holding the vaunted Tarboro "T" to just 243 yards on 50 carries. Enrique Huaroco was selected as the Most Outstanding Defensive Performer for the Mountaineers, leading the team with 11 tackles and forcing a fumble in the game. Tarboro's defensive efforts were led by Treheem Daniels with 14 tackles, including one for loss, as he was selected as the Most Outstanding Defensive Performer for the Vikings.

Mitchell finished the season 13-3. The Mountaineers were 6-0 as the champions of the Western Highlands 1A/2A. Mitchell won the school's second Western Regional Championship and appeared in the State Championship for the second time in school history.

Tarboro wrapped up the year 14-1 rebounding from a week one loss to Rocky Mount to win 14 straight games. The Vikings were 5-0 in conference play, winning the Four Rivers 1A. The Vikings won the program's 8th state title and appeared in the State Championship Game for the 12th time in school history. The Vikings have won State Championships in four of the last five seasons.



2021 1A Championship Statistics

	1	2	3	4	-	T
TARBORO -	7	7	7	7	-	28
MITCHELL -	0	7	0	0	-	7

Qtr-Clock SCORING SUMMARY

1 - 0:49	TAR	- T. White 3 yd run (L. Dupree kick) (8/51/2:50)
2 - 9:23	MIT	- G. Young 8 yd pass from T. Turbyfill (B. Wessinger kick) (8/68/3:26)
2 - 0:06	TAR	- T. White 1 yd run (L. Dupree kick) (8/30/2:51)
3 - 9:58	TAR	- T. Joyner 35 yd run (L. Dupree kick) (4/47/2:02)
4 - 2:12	TAR	- T. Joyner 38 yd run (L. Dupree kick) (5/35/2:07)

Team Statistics	TAR	MIT
First Downs	12	11
Rushing (Att - Yds)	50 - 243	40 - 144
Passing (C - Att - Yds - Int)	0 - 1 - 0 - 0	5 - 11 - 62 - 2
Total Offense (Plays - Yds)	51 - 243	51 - 206
Penalties (# - Yds)	4 - 43	3 - 21
Turnovers	0	2

Passing - TAR: O. Lewis 0-1, 0 yd; **MIT:** T. Turbyfill 5-11, 62 yd, 1 TD.

Rushing - TAR: T. Joyner 16-132 yd, 2 TD; T. White 20-78 yd, 2 TD; J. Higgs 10-37 yd; J. Dozier 1-1 yd. **MIT:** T. Turbyfill 30-101 yd; G. Young 4-17 yd; C. Hoyle 4-15 yd; C. Duncan 2-11 yd.

Receiving - TAR: None. **MIT:** G. Young 2-39 yd, 1 TD; E. Willis 1-12 yd; C. Hoyle 1-8 yd; D. Hollifield 1-3 yd.

AWARDS

Mitchell Defensive M.O.P. - Enrique Huaroco (DL)

Mitchell Offensive M.O.P. - Ty Turbyfill (QB)

Tarboro Defensive M.O.P. - Treheem Daniels (LB)

Tarboro Offensive M.O.P. - Trevon White (RB)

Most Valuable Player - Tarboro - Tobias Joyner (RB)

Shelby downs Wallace-Rose Hill 55-34 behind Lee's five TD passes

RALEIGH, NC – After a back-and-forth first half, the Shelby passing attack on the arm of Daylin Lee who tossed five touchdown passes in the game, lifting the Golden Lions to a 55-34 victory over Wallace-Rose Hill in the 2A State Championship Game. Lee finished the game with 313 yards through the air and completed 20-26 passes and was named the game's Most Valuable Player as Shelby won their 12th NCHSAA State Championship.

After a week-long COVID scare that saw four Bulldogs players unable to make the trip due to positive tests, Wallace-Rose Hill jumped on the board first as the state's leading rusher, Kanye Roberts, sprinted 56-yards for a score just two minutes into the game. Roberts carried the ball 26 times for 253 yards and five touchdowns as he was selected as the Most Outstanding Offensive Performer for Wallace-Rose Hill.

Shelby answered Roberts' opening salvo with a score of their own when Lee found Izay Bridges for a 22-yard score just a minute and a half later to tie the game. Later in the quarter the Lions marched 10 plays and 80 yards to score on a nine-yard strike to Demetrius Thompson to go up 14-7.

Roberts found paydirt twice in short order to start the second quarter, pushing the Bulldogs back in front 21-14 on touchdown runs of 2 and 27 yards, respectively. Shelby struck right back with a pair of scores of their own to surge in front 28-21 with 1:29 to go. Marquis Adams ran for a two-yard score, one of three touchdowns for Adams on his 42 yard night that earned him Most Outstanding Offensive Performer honors for Shelby. Lee added the second of those two scores with just 1:29 to go in the half, finding Ja'Keith Hamilton for a 16-yard score.

Despite the late score for Shelby, the first half fireworks were not done. Roberts ripped off a 35-yard run that ripped through the Golden Lion defense and came a point shy of tying the game at 28 after a missed kick by the Bulldogs with just 15 seconds left in the half. Even with little time remaining to mount a drive, the Lions slipped a pass from Lee to Bridges for a 56-yard score with just four seconds to go in the half and put Shelby up 34-27 at the break.

Shelby came out swinging in the third quarter as Adams went to work, accounting for three straight Shelby touchdowns. His first score came on a 42-yard pass from Lee just over a minute into the second half. He tacked on the next two touchdowns on the ground, cashing in from three and 32 yards out to put the Lions in front comfortably 55-27.

The Golden Lion defense was led by Malaki Hamrick. Hamrick was a rock in the Lion defense, racking up 14 tackles to lead the team and adding a sack in the game. He was selected as Shelby's Most Outstanding Defensive Performer. The Bulldog defense was powered by Antwon Montgomery who accounted for a team-leading 8 tackles and was chosen as the Most Outstanding Defensive Performer for Wallace-Rose Hill.



2021 2A Championship Statistics

	1	2	3	4	-	T
WALLACE-ROSE HILL -	7	20	0	7	-	34
SHELBY-	14	20	14	7	-	55

Qtr-Clock SCORING SUMMARY

1 - 10:00	WRH	- K. Roberts 56 yd run (L. Teachey kick good) (4/80/5:00)
1 - 8:27	SH	- I. Bridges 22 yd pass from D. Lee (J. Berkowitz kick good) (5/52/1:32)
1 - 2:32	SH	- D. Thompson 9 yd pass from D. Lee (J. Berkowitz kick good) (10/80/3:27)
2 - 10:46	WRH	- K. Roberts 2 yd run (L. Teachey kick good) (7/56/3:41)
2 - 8:01	WRH	- K. Roberts 27 yd run (L. Teachey kick good) (5/40/2:43)
2 - 4:38	SH	- M. Adams 2 yd run (J. Berkowitz kick good) (9/55/3:21)
2 - 1:29	SH	- J. Hamilton 16 yd pass from D. Lee (J. Berkowitz kick good) (3/16/1:14)
2 - 0:15	WRH	- K. Roberts 35 yd run (L. Teachey kick missed) (6/80/1:14)
2 - 0:04	SH	- I. Bridges 52 yd pass from D. Lee (J. Berkowitz kick missed) (1/52/0:11)
3 - 10:43	SH	- M. Adams 42 yd pass from D. Lee (J. Berkowitz kick good) (3/58/1:14)
3 - 2:40	SH	- M. Adams 3 yd run (J. Berkowitz kick good) (9/67/3:21)
4 - 9:08	SH	- M. Adams 32 yd run (J. Berkowitz kick good) (7/72/3:39)
4 - 7:14	WRH	- K. Roberts 12 yd run (L. Teachey kick good) (4/77/1:48)

Team Statistics	WRH	SH
First Downs	15	21
Rushing (Att - Yds)	47 - 369	29 - 149
Passing (C - Att - Yds - Int)	1 - 5 - 30 - 1	20 - 26 - 313 - 0
Total Offense (Plays - Yds)	52 - 399	55 - 462
Penalties (# - Yds)	8 - 65	9 - 55
Turnovers	2	0

Passing - WRH: X. Pearsall 1-5, 30 yd; SH: D. Lee 20-26, 313 yd, 5 TD.
Rushing - WRH: K. Roberts 26-253 yd, 5 TD; A. Montgomery 9-109 yd; K. Farrior 7-62 yd; L. Teachey 1-(-11 yd); X. Pearsall 4-(-44 yd). SH: T. Tate 12-59 yd; B. Kee 10-42; M. Adams 4-42 yd, 3 TD; D. Lee 1-8 yd, Team 2-(-2yd).
Receiving - WRH: 3-30 yd; D. West 1-0 yd; A. Montgomery 1-0 yd. SH: J. Hamilton 5-106 yd, 1 TD; I. Bridges 7-97 yd, 2 TD; D. Thompson 9-36 yd, TD; L. Williams 3-25 yd; M. Adams 1-42 yd, TD; T. Tate 1-7 yd.

Dudley blasts J.H. Rose 69-40

CHAPEL HILL, NC – In the highest scoring neutral site State Championship Game in history, the Dudley Panthers blasted J.H. Rose 69-40 to win the school's seventh Football State Championship and fifth title in NCHSAA play. The Panthers were led by quarterback Jahmier Slade who rushed for 98 yards and three touchdowns and throwing for two more with 115 yards passing on his way to winning MVP honors for the game.

Dudley scored the most points of any single team in a neutral site State Championship Game (most since 1989). The Panthers 69 points clipped the mark of 68 set by Reidsville in the 2003 2AA State Championship Game against Bandys. The two teams combined for the most points in a neutral site state championship game, eclipsing the record of 98 set by Western Alamance and North Gaston in the 2007 3A State Title Game. Dudley's 42 first-half points tied the most points in a single half, a record held by three other teams: 2003 Reidsville, 2012 Butler, & 2015 Mallard Creek.

The Panthers rushed out to a 21-0 lead just 5:41 into the game. R.J. Baker opened the scoring running for a three-yard touchdown to capitalize on a short field for Dudley. The defense got into the act on the next series when heavy pressure forced an errant throw that found its way into the hands of Jaylan Richmond who returned it 56 yards for a touchdown to go up 14-0. Logan Wright was a force on the defensive line for the Panthers all night, generating pressure in the Rampant backfield and making 8 tackles in the game. He was named the Most Outstanding Defensive Player for Dudley.

After stopping Rose quickly, Michael Shaw took the first play of the next Dudley possession and ripped off a 76-yard score to go up 21-0. Shaw finished the game with 12 carries for 191 yards and a score as he was named the Most Outstanding Offensive Performer for the Panthers.

Just when things looked the worst for the Rampants, the Rose offense came to life as quarterback Will Taylor engineered an 8-play, 67-yard drive and found Jayden Grimes on a 13-yard crossing route to put the Rampants on the scoreboard. Grimes finished the night with Most Outstanding Offensive Performer honors for the Rampants, hauling in 9 passes for 150 yards and two scores. On the ensuing Panther possession, Jameer Roach picked off Slade and took it 59 yards to the house to trim the Dudley lead to 21-14 with less than a minute to go in the opening quarter.

Dudley answered on their next possession to stop the momentum, marching 7 plays and 65 yards to score. Slade eluded multiple defenders and scrambled 24 yards to the endzone to cap the drive. After the Rampants cashed in a special teams miscue by Dudley on a 6-yard run by Klavon Brown, Dudley rolled off the next 22 points to seal the victory.

For J.H. Rose, Brown was selected as the Most Outstanding Defensive Performer for J.H. Rose, massing 7 tackles and four for loss while forcing a fumble. He also rushed for 115 yards on 20 carries with a pair of scores in the game.



2021 3A Championship Statistics

	1	2	3	4	-	T
JH ROSE -	14	6	14	6	-	40
DUDLEY -	21	21	27	0	-	69

Qtr-Clock

Qtr-Clock	SCORING SUMMARY
1 - 8:43	DUD - R.J. Baker 3 yd run (A. Baylor kick) (5/29/1:50)
1 - 7:40	DUD - J. Richmond 56 yd int. return (A. Baylor kick)
1 - 6:19	DUD - M. Shaw 76 yd run (A. Baylor kick) (1/76/0:12)
1 - 2:40	JHR - J. Grimes 13 yd pass from W. Taylor (W. D'Alonzo kick) (8/67/3:39)
1 - 0:54	JHR - J. Roach 59 yd int. return (W. D'Alonzo kick)
2 - 9:55	DUD - J. Slade 24 yd run (M. Wall rush failed) (7/65/2:59)
2 - 5:17	JHR - K. Brown 6 yd run (W. D'Alonzo kick failed) (1/6/0:06)
2 - 0:43	DUD - M. Wall 5 yd run (M. Shaw rush) (2/35/0:21)
2 - 0:02	DUD - R.J. Baker 14 yd pass from J. Slade (A. Baylor kick) (4/23/0:36)
3 - 10:30	DUD - J. Slade 18 yd run (A. Baylor kick) (3/50/1:30)
3 - 8:34	JHR - J. Grimes 42 yd pass from W. Taylor (W. D'Alonzo kick) (5/63/1:56)
3 - 6:58	DUD - M. Wall 43 yd pass from J. Slade (A. Baylor kick) (3/56/1:36)
3 - 3:54	JHR - M. Green 34 yd pass from W. Taylor (W. D'Alonzo kick) (7/70/3:04)
3 - 2:09	DUD - J. Slade 6 yd run (A. Baylor kick blocked) (4/56/1:45)
3 - 0:25	DUD - R.J. Baker 46 yd punt return (A. Baylor kick)
4 - 2:36	JHR - K. Brown 3 yd run (W. D'Alonzo kick failed) (11/59/4:37)

Team Statistics

	JHR	DUD
First Downs	16	18
Rushing (Att - Yds)	30 - 89	40 - 332
Passing (C - Att - Yds - Int)	16 - 31 - 228 - 1	7 - 12 - 115 - 1
Total Offense (Plays - Yds)	61 - 317	52 - 447
Penalties (# - Yds)	8 - 51	7 - 48
Turnovers	1	3

Passing - JHR: W. Taylor 16-31, 228 yd, 1 INT, 3 TD; **DUD:** J. Slade 7-12, 115 yd, 2 TD, 1 INT.

Rushing - JHR: K. Brown 20-115 yd, 2 TD; M. Allen 5-12 yd; W. Taylor 4-(-28 yd). **DUD:** M. Shaw 12-191 yd, 1 TD; J. Slade 11-98 yd, 3 TD; R.J. Baker 8-43 yd, 1 TD; K.J. Morehead 1-12 yd; T. Moore 1-6 yd; J. Lara 1-5 yd; M. Wall 5-2 yd, 1 TD.

Receiving - JHR: J. Grimes 9-150 yd, 2 TD; M. Allen 5-33 yd; M. Green 2 - 45 yd, 1 TD. **DUD:** M. Wall 3-79 yd, 1 TD; R.J. Baker 2-29 yd, 1 TD; N. Newkirk 1-9 yd; M. Shaw 1-(-2 yd).

Cardinal Gibbons outlasts Chambers 14-2 for first State Championship

RALEIGH, NC – Cardinal Gibbons struck first on a 34-yard pass when Connor Clark hit Maverick Shotwell on a beautiful back shoulder throw with 4:57 to go in the opening quarter. The touchdown broke the ice of a defensive slugfest and within minutes of the score going on the board, the heavens opened wide with buckets of sideways rain as a torrential downpour turned the field into a slosly track and both teams had to battle 30-40 mile per hour winds.

The rain made the going slow for both teams, and Cardinal Gibbons early strike proved to be decisive, as the Crusaders held on to win the school's first football State Championship 14-2 over the two-time defending state champions from Julius Chambers. Shotwell hauled in another back shoulder throw in the third, scoring from 74 yards out on that play, posting the only two touchdowns of the game on his way to being name the game's Most Valuable Player.

The critical moments in the second quarter, with the game in the balance, saw Chambers' running back Daylan Smothers break a 56-yard run with just under 10 minutes to go in the second quarter. He was tracked down by Blake Raphael, saving a touchdown and preserving a 7-0 Gibbons lead. Smothers was the Most Outstanding Offensive Performer for the Cougars. The momentum for Chambers was short-lived, however, as they fumbled the snap on the next play and the Crusaders recovered.

After an unsuccessful possession, the long snap to the Gibbons punter, Ethan Hastings, skipped along the ground and got past him, skidding along the Crusader end line with 7:28 to go in the second half. Hastings coolly booted the ball out the back of the endzone for a safety as several Cougars defenders neared the ball. Hastings' decision saved a potential touchdown for Chambers and kept the Crusaders in front 7-2.

Julius Chambers finished the season 14-2 this year. The Cougars finished second in the Queen City 3A/4A with a record of 5-1. The Cougars won their fourth straight Western Regional Championship, appearing in their fourth State Championship Game all time.

Cardinal Gibbons wrapped up the season 14-2. The Crusaders were 5-0 as the champions of the CAP 6 4A. The Crusaders won their third straight Eastern Regional Championship and won their first State Championship.

The Crusader defense came up big numerous times, led by Will Mason who had eight tackles to lead Cardinal Gibbons. Mason was selected as the Crusaders' Most Outstanding Defensive Performer. The Chambers defense was equally stingy, only allowing the two big passing plays to Shotwell. The Cougars were led by Chris Chalk who had nine tackles in the game to lead all players. He was selected as the Cougars Most Outstanding Defensive Performer.



2021 4A Championship Statistics

	1	2	3	4	-	T
CARDINAL GIBBONS -	7	0	7	0	-	14
JULIUS CHAMBERS-	0	2	0	0	-	2

Qtr-Clock SCORING SUMMARY

1 - 4:57	CG - M. Shotwell 34 yd pass from C. Clark (E. Hastings kick good) (7/70/3:03)
2 - 7:28	JC - SAFETY
3 - 7:41	CG - M. Shotwell 74 yd pass from C. Clark (E. Hastings kick good) (6/94/1:59)

Team Statistics	CG	JC
First Downs	11	4
Rushing (Att - Yds)	50 - 111	26 - 65
Passing (C - Att - Yds - Int)	6 - 10 - 132 - 0	6 - 12 - 49 - 1
Total Offense (Plays - Yds)	60 - 243	38 - 114
Penalties (# - Yds)	8 - 50	7 - 40
Turnovers	0	2

Passing - CG: C. Clark 6-10, 132 yd, 2 TD; **JC:** A. Camp 6-12, 49 yd.

Rushing - CG: D. Shepard 29 - 119 yd; R. Ziegler 7-28 yd; B. Raphael 6-26 yd; J. Stoneking 2-3 yd; C. Clark 2-(-20 yd); Team 4-(-45 yd). **JC:** D. Smothers 18-91 yd; C. Kennedy 1-2 yd; K. Concepcion 2-1 yd; A. Camp 5-(-29 yd).

Receiving - CG: M. Shotwell 4-128 yd, 2 TD; I. Evan 4-2 yd; J. Taylor 1-2 yd; B. Chappell 1-0 yd. **JC:** Z. Booker 5-41 yd; K. Concepcion 3-(-2 yd); D. Smothers 1-10 yd; D. Davis 2-0 yd; A. Wright 1-0 yd.

AWARDS

Julius Chambers Defensive M.O.P. - Chris Chalk (LB)

Julius Chambers Offensive M.O.P. - Daylin Smothers (RB)

Cardinal Gibbons Defensive M.O.P. - Will Mason (LB)

Cardinal Gibbons Offensive M.O.P. - Connor Clark (QB)

Most Valuable Player - Cardinal Gibbons - Maverick Shotwell (WR)



BEST IN THE NATION!



Helping you is what we do best.

ncfbins.com



North Carolina Farm Bureau Insurance was rated the best auto insurer in the nation by auto body shops in CRASH Network's 2020, 2021, and 2022 Insurer Report Card! We are honored to be the only insurer to receive an A+ rating for three years running.

Per CRASH Network's Insurer Report Card's Polling of Collision Repair Shops

AMERICA'S
BEST INSURANCE
COMPANIES

Forbes
2022

POWERED BY STATISTA

North Carolina Farm Bureau Insurance ranked in the Top 10 nationally for both Auto and Homeowners Insurance in Forbes' list of America's Best Insurance Companies! Out of some 4,200 insurance companies, only 90 made the list based on feedback from customers on company performance and overall satisfaction.

Murphy slips past Northside-Pinetown 14-7 for 10th state title

RALEIGH, NC – The Murphy Bulldogs defense came up with the stops they needed, holding Northside-Pinetown to just six first downs and seven points on their way to winning the 1A State Championship 14-7. The win gave the Bulldogs their tenth Football State Championship in school history, and earning the all-time winningest head football coach in North Carolina history, David Gentry, his ninth state title.

The Bulldogs set the tone early, chewing up 5:39 off the first-quarter clock as they marched 11 plays and 88 yards to go up 6-0 on a two-yard touchdown plunge by Ty Laney with 3:16 to go in the opening quarter. Then the Bulldog defense went to work and shifted the field position in Murphy's favor. After turning the ball over at the four-yard line, Murphy's defense forced a Northside punt.

On the next play from scrimmage, Murphy Quarterback Kellen Rumfelt launched a 55-yard bomb to Isra Smith for a touchdown, lifting the Bulldogs to a 14-0 lead after a successful two-point try, which they maintained through the halftime break. Rumfelt paced the Bulldog attack, throwing for 254 yards and the single touchdown on his way to being selected as the Most Valuable Player of the Game. Payton McCracken garnered Most Outstanding Offensive Player honors for Murphy, hauling in five passes for 113 yards in the game.

The Murphy defense was stingy all afternoon, holding Northside to just 198 yards of total offense and six first downs. The Bulldog defense was keyed by Ray Rathburn, who broke up a pass along with seven tackles in the game as he was chosen as Murphy's Most Outstanding Defensive Player.

The lone score for Northside came in the third quarter as James Gorham, the state's leading rusher this season, according to MaxPreps.com, rolled off a 73-yard touchdown trot with 9:19 to go in the third, trimming the Murphy lead to 14-7. Gorham was selected as Northside's Most Outstanding Performer offensively. The Northside defense kept the Panthers in the game, led by Tyler Harris, who picked up nine tackles in the game on his way to Most Outstanding Defensive honors for the Panthers.



2020-21 1A Championship Statistics

	1	2	3	4	-	T
MURPHY -	7	7	0	0	-	14
NORTHSIDE-PINETOWN-	0	0	7	0	-	7

Qtr-Clock SCORING SUMMARY

1 - 3:16	MUR - T. Laney 2 yd run (T. Laney run failed) (11/88/5:39)
2 - 5:52	MUR - I. Smith 55 yd pass from K. Rumfelt (T. Laney pass from K. Rumfelt good) (1/55/0:09)
3 - 9:19	NS - J. Gorham 73 yd run (C. Tomaini kick good) (2/73/0:52)

Team Statistics	MUR	NS
First Downs	12	6
Rushing (Att - Yds)	38 - 79	33 - 204
Passing (C - Att - Yds - Int)	13 - 17 - 255 - 1	1 - 7 - (-6) - 1
Total Offense (Plays - Yds)	55 - 334	40 - 198
Penalties (# - Yds)	8 - 60	8 - 52
Turnovers	4	2

Passing - MUR: K. Rumfelt 12-15, 254 yd, 1 TD; C. Laney 1-2, 2 yd, 1 INT;
NS: K. Boyd 1-7, -6 yd, 0 TD;

Rushing - MUR: R. Rathburn 15-36 yd; T. Laney 11-33 yd, 1 TD; J. Allen 5-17yd; C. Laney 1-2 yd; K. Rumfelt 3-(-5yd); Team 3-(-4yd). **NS:** J. Gorham 17-147 yd, 1 TD; M. Godley 9-29 yd; T. Modlin 6-14 yd; S. Vansant 1-14 yd.

Receiving - MUR: P. McCracken 5-113 yd; R. Rathburn 3-49 yd; C. Laney 2-31 yd; J. Allen 2-7 yd; I. Smith 1-55 yd, 1 TD; **NS:** S. Vansant 1-(-6) yd.

AWARDS

Northside-Pinetown Defensive M.O.P. - Tyler Harris (LB)
Northside-Pinetown Offensive M.O.P. - James Gorham (RB)
Murphy Defensive M.O.P. - Ray Rathburn (LB)
Murphy Offensive M.O.P. - Payton McCracken (WB)
Most Valuable Player - Murphy - Kellen Rumfelt (QB)

Tarboro wins the rubber match 25-7, knocking off East Surry for the second time in three straight State Championship Game meetings

CHAPEL HILL, NC – In the third straight State Championship Game matchup between the two schools, the Tarboro ground game & speed proved too much for East Surry to overcome, helping the Vikings chew up the clock and race to a 25-7 victory. The win landed Tarboro their seventh State Championship all time and secured Head Coach Jeff Craddock's sixth state title.

Viking running back Tobias Joyner was a wrecking crew with the ball in his hand. He galloped for two long touchdown runs on sweep plays, sprinting 56 and 31 yards, respectively, to paydirt in the opening half of play and helped Tarboro open up an 18-0 halftime advantage. In all, Joyner carried the ball 12 times for 179 yards, posting an average carry of just under 15 yards. He was selected as the game's Most Valuable Player.

After East Surry's opening drive stalled and the Cardinals missed a 35-yard field goal attempt, Tarboro took the ball nine plays and 80 yards to go up 7-0. The Vikings capped off their opening drive with a one-yard touchdown plunge by Jalen Razor, who was selected as the Vikings' Most Outstanding Offensive Performer in the game finishing the game with 45 yards and a score on his 14 carries.

The Viking defense was equally dominant in the game, led by Most Outstanding Defensive Performer Xzavion Pitt. Pitt amassed 8.5 tackles and a quarterback hurry on his way to the award. He helped lead the Tarboro defense that held a potent East Surry attack to just 257 yards of total offense just one year after the Cardinals hung 56 points on the Vikings in the 2019 1AA State Title Game.

The Cardinals were led by Luke Bullington, who had 20 carries for 105 yards in the game on his way to winning the Most Outstanding Offensive Player award for East Surry. Defensively Benji Gosnell led the way for East Surry, racking up nine total tackles in the game, six of them of the solo variety, on his way to being chosen as the Most Outstanding Defensive Player for the Cardinals.

The game was the third straight year that teams from East Surry and Tarboro met in the State Championship Game. It marked only the second time in the 108-year history of the NCHSAA Football State Championships that the same two teams met for the State Championship three years in a row. The only other time was in the Class A Championship Games from 1931 to 1933 when Durham beat Charlotte two out of three years.



2020-21 1AA Championship Statistics

	1	2	3	4	-	T
EAST SURRY -	0	0	0	7	-	7
TARBORO-	12	6	7	0	-	25

Qtr-Clock SCORING SUMMARY

1 - 5:29	TAR - J. Razor 1 yd run (N. Farmer pass failed) (9/80/4:07)
1 - 0:12	TAR - T. Joyner 56 yd run (N. Farmer run failed) (6/85/2:56)
2 - 10:16	TAR - T. Joyner 31 yd run (N. Farmer pass failed) (2/43/1:22)
3 - 8:38	TAR - T. White 5 yd run (L. Dupree kick good) (6/44/3:22)

Team Statistics	ES	TAR
First Downs	16	16
Rushing (Att - Yds)	53 - 312	29 - 129
Passing (C - Att - Yds - Int)	10 - 21 - 128 - 0	2 - 5 - 32 - 0
Total Offense (Plays - Yds)	50 - 257	58 - 344
Penalties (# - Yds)	8 - 57	6 - 62
Turnovers	1	0

Passing - ES: F. Boaz 10-21, 128 yd, 1 TD; **TAR:** N. Farmer 2-5, 32 yd;
Rushing - ES: L. Bullington 20-107 yd; F. Boaz 8-24 yd; **TAR:** T. Joyner 12-179 yd, 2 TD; J. Razor 14-45 yd; 1 TD; T. Johnson 16-44 yd; T. White 6-29 yd; 1 TD.

Receiving - ES: T. Needham 4-64 yd, 1 TD; B. Gosnell 4-56 yd; W. Hiatt 1-7 yd; C. Hawks 1-1yd; **TAR:** J. Williams 1-40 yd; N. Black 1-(-8 yd).

AWARDS

East Surry Defensive M.O.P - Benji Gosnell (LB)
East Surry Offensive M.O.P - Luke Bullington (WR)
Tarboro Defensive M.O.P - Xavion Pitt (LB)
Tarboro Offensive M.O.P - Jalen Razor (RB)
Most Valuable Player - Tarboro - Tobias Joyner (RB)

Reidsville routs Mountain Heritage 35-6 to win third straight title

CHAPEL HILL, NC – Reidsville rolled past Mountain Heritage 35-6 in the 2A State Championship Game, claiming the school's NCHSAA record 19th State Football Championship. Kyle Pinnix and the Rams offense used their multiple weapons and formations to make the Cougars defend the width of the field, capitalizing on holes with speed, on their way to 407 yards of total offense.

Mountain Heritage did their best to keep the powerful Rams offense off the field, holding possession on the opening drive for more than eight and a half minutes of the first quarter. As they did for the entire game, despite giving up a few first downs, the Rams defense managed to get stops in key situations. Kahree Hayes led the Rams defense with 10 tackles and was selected as the Rams Most Outstanding Defensive Player.

When the Rams finally got their hands on the ball, they were able to strike quickly when Pinnix broke more than half a dozen tackles on his way to a 61-yard touchdown with just 19 seconds to go in the opening quarter putting Reidsville in front 7-0.

The next Reidsville possession was equally successful with Pinnix finding Cam Peoples for a 69-yard touchdown pass to go up 14-0. The Rams closed out the half with a strong nine play, 46-yard drive capped off by a fourth and goal, a one-yard touchdown run by Stevion Harrison with just nine seconds remaining before the half.

Breon Pass brought a nice return of the second-half opening kick to the Mountain Heritage 35, setting Reidsville up with a short field. The Rams made quick work of the 35 yards, covering it in four plays with Pass hauling in a six-yard touchdown pass from Pinnix to go up 28-0. Pass hauled in 5 receptions with 88 yards and two touchdowns as he was selected the Rams Most Outstanding Offensive Player.

Reidsville was highly efficient, scoring four touchdowns on their first four possessions of the game on the way to building that 28-0 lead. Pinnix finished the game with 229 yards through the air and 3 touchdowns. He added another 91 yards on the ground with the one score on his way to being named the Most Valuable Player in the game.

Mountain Heritage moved the ball some on the ground, rushing for 241 yards on 58 plays. Gabe Silvers, the Cougars quarterback, handled most of the rushing duties for Mountain Heritage, carrying 29 times for 123 yards in the game. He was selected as the Most Outstanding Player for the Cougars. Jakob McCool was the Most Outstanding Player for the Cougar defense, finishing the game with six tackles and an interception.



2020-21 2A Championship Statistics

	1	2	3	4	-	T
MOUNTAIN HERITAGE -	0	0	0	6	-	6
REIDSVILLE -	7	14	7	7	-	35

Qtr-Clock SCORING SUMMARY

1 - 0:19	RHS - K. Pinnix 61 yd run (A. Franson kick good) (6/77/2:54)
2 - 6:28	RHS - C. Peoples 69 yd pass from K. Pinnix (A. Franson kick good) (1/69/0:13)
2 - 0:09	RHS - S. Harrison 1 yd run (A. Franson kick good) (9/46/4:06)
3 - 10:52	RHS - B. Pass 6 yd pass from K. Pinnix (A. Franson kick good) (4/35/1:08)
4 - 4:59	RHS - B. Pass 53 yd pass from K. Pinnix (A. Franson kick good) (5/87/2:12)
4 - 0:22	MH - L. Higgins 2 yd run (J. Branton rush failed) (6/63/2:01)

Team Statistics

	MH	RHS
First Downs	15	12
Rushing (Att - Yds)	54 - 241	24 - 166
Passing (C - Att - Yds - Int)	1 - 4 - 8 - 1	13 - 15 - 241 - 1
Total Offense (Plays - Yds)	58 - 249	39 - 407
Penalties (# - Yds)	6 - 50	6 - 69
Turnovers	1	1

Passing - MH: G. Silvers 1-4, 8 yd; **RHS:** K. Pinnix 12-14, 229 yd, 3 TD; A. Lee 1-1; 12 yd;

Rushing - MH: G. Silvers 29-123 yd; K. Hall 7-47 yd; J. Branton 7-40 yd; J. McCool 5-20 yd; **RHS:** K. Pinnix 7-91 yd, 1 TD; S. Harrison 13-73 yd, 1 TD; C. Peoples 1-10 yd; D. Larry 1-1 yd.

Receiving - MH: J. Branton 1-8 yd; **RHS:** B. Pass 5-88 yd, 3 TD; C. Peoples 3-104 yd, 1 TD; J. Miller 1-22 yd; J. Robinson 1-15 yd

AWARDS

Mountain Heritage Defensive M.O.P. - Jakob McCool (CB)

Mountain Heritage Offensive M.O.P. - Gabe Silvers (QB)

Reidsville Defensive M.O.P. - Kahree Hayes (FS)

Reidsville Offensive M.O.P. - Breon Pass (WR)

Most Valuable Player - Reidsville - Kyle Pinnix (QB)

Salisbury rolls past St. Pauls 42-14

RALEIGH, NC – Salisbury won the school's fourth football State Championship by rushing past St. Pauls 42-14. Hornets QB Vance Honeycutt collected the game's MVP honors scoring four touchdowns on the ground and throwing for another in the game.

The Hornets started fast, with Honeycutt cashing in on their first possession on a four-yard touchdown run after a nine-play, 70-yard drive. The next Salisbury possession found paydirt as well when Honeycutt capped off a five-play, 55-yard drive with a 5-yard touchdown dash to go up 14-0.

St. Pauls battled back in the latter stages of the first quarter as the Bulldogs got on the board when Waltay Jackson hauled in a 14-yard touchdown pass from Mikail Breeden with 3:05 to go in the first quarter. After recovering a Hornet fumble, St. Pauls marched six plays and 28 yards to tie the game at 14 when Daekwon Payne recovered a loose ball in the endzone after a two-yard run by Demonta Williams.

Salisbury got a pair of touchdowns in the closing minutes of the second quarter, one on a 17 yard run from JyMikaah Wells and a ten-yard scoring sprint by Honeycutt to take a 28-14 lead into the locker room at halftime.

Honeycutt played a hand in both second-half touchdowns for the Hornets, ripping off a six-yard touchdown run late in the third quarter and throwing for another, finding Jalon Walker from 25 yards out through the air for another. Honeycutt wrapped up the night with 105 yards through the air and 110 yards on the ground.

JyMikaah Wells was the Most Outstanding Offensive Player of the game for Salisbury, winning the award with 144 yards on 22 carries and a touchdown. Nicholas Hall was the Most Outstanding Defensive Player for the Hornets, racking up 10 tackles, including 1.5 tackles for a loss from his defensive line spot.

The Bulldogs' Waltay Jackson was the team's Most Outstanding Offensive Player award winner. Jackson caught 10 passes for 72 yards and a score. Elston Powell was the Most Outstanding Defensive Player for the game, making eight tackles in the game.



2020-21 2AA Championship Statistics

	1	2	3	4	-	T
SALISBURY -	14	14	7	7	-	42
ST. PAULS-	7	7	0	0	-	14

Qtr-Clock SCORING SUMMARY

1 - 8:07	SAL - V. Honeycutt 4 yd run (W. Robbins kick good) (9/70/2:31)
1 - 5:21	SAL - V. Honeycutt 5 yd run (W. Robbins kick good) (5/44/1:13)
1 - 3:05	SP - W. Jackson 14 yd pass from M. Breeden (A. Hajran kick good) (7/55/2:09)
2 - 11:54	SP - D. Williams 2 yd run & fumble recovery for TD by D. Payne (A. Hajran kick good) (6/28/2:06)
2 - 5:23	SAL - J. Wells 17 yd run (W. Robbins kick good) (5/57/1:18)
3 - 1:47	SAL - V. Honeycutt 6 yd run (W. Robbins kick good) (7/99/2:08)
4 - 10:28	SAL - J. Walker 25 yd pass from V. Honeycutt (W. Robbins kick good) (4/36/1:32)

Team Statistics	SAL	SP
First Downs	21	14
Rushing (Att - Yds)	49 - 290	34 - 131
Passing (C - Att - Yds - Int)	8 - 12 - 105 - 0	17 - 29 - 104 - 1
Total Offense (Plays - Yds)	61 - 395	63 - 235
Penalties (# - Yds)	8 - 63	7 - 44
Turnovers	2	2

Passing - SAL: V. Honeycutt 8-12, 105 yd, 1 TD; **SP:** M. Breeden 17-29, 104 yd, 1 TD;

Rushing - SAL: J. Wells 22-144 yd, 1 TD; V. Honeycutt 17-110 yd, 4 TD; M. Geter 5-54 yd; J. Booker 1-0 yd; TEAM 4-(-18 yd). **SP:** K. Baldwin 15-56 yd; M. Breeden 13-45 yd; D. Williams 6-30 yd; D. Payne 1 TD.

Receiving - SAL: M. Cook 4-32 yd; J. Walker 2-47 yd, 1 TD; M. Geter 1-16 yd; D. Walker 1-10 yd; **SP:** W. Jackson 10-72 yd, 1 TD; N. Wactor 4-14 yd; E. Powell 2-1 yd; W. Ford 1-17 yd.

AWARDS

St. Pauls Defensive M.O.P. - Elston Powell (CB)
St. Pauls Offensive M.O.P. - Waltay Jackson (WR)
Salisbury Defensive M.O.P. - Nicholas Hall (DT)
Salisbury Offensive M.O.P. - JyMikaah Wells (RB)
Most Valuable Player - Salisbury - Vance Honeycutt (QB)

Charlotte Catholic defense shines in 14-7 win over Havelock as Cougars get fourth straight state title

RALEIGH, NC – Charlotte Catholic held off Havelock 14-7 to win the school's fourth straight 3A State Championship. The Cougars did all of their offensive damage in the first half, but it was the Cougar defense that shined holding Havelock to just 201 yards of total offense in the game.

Charlotte Catholic's Liam Barbee was named the game's Most Valuable Player, leading all players with 13 tackles on the night. Connor Dougherty racked up 11 tackles for the Cougars, earning Most Outstanding Defensive Player honors for the game. The two players' efforts helped to stymie one of the most potent offenses in 3A football this year.

Charlotte Catholic jump-started their offense with a halfback pass by Paul Neel that found Adam Franek for a 36-yard touchdown with 7:29 to go up 7-0. Havelock answered with a six-play, 63-yard drive capped off by a one-yard touchdown run by Kamarro Edmonds to tie it at 7 with 11:23 to go in the first half. Edmonds finished with 61 yards on 15 carries and was selected as the Most Outstanding Offensive Player for the Rams.

The Cougars took the ensuing possession straight down the field and were knocking on the door of the redzone after just five plays. Jack Larsen hauled in a 20-yard pass from Sean Boyle to cap an 81-yard drive and put Charlotte Catholic in front for good with 9:50 to play in the first half.

Havelock was equally stingy defensively, thwarting the Cougars' ground game and holding them to just 245 yards of total offense. Kamron Hoover played exceptionally at defensive back, making six tackles, two of them for a loss, breaking up two passes and pulling in an interception. Hoover was selected as the Rams' Most Outstanding Defensive Player.



2020-21 3A Championship Statistics

	1	2	3	4	-	T
CHARLOTTE CATHOLIC -	7	7	0	0	-	14
HAVELOCK-	0	7	0	0	-	7

Qtr-Clock SCORING SUMMARY

1 - 7:29	CC - A. Franek 36 yd pass from P. Neel (J. Jones kick good) (9/73/4:31)
2 - 11:23	HAV - K. Edmonds 1 yd run (W. Ferry kick good) (6/63/2:15)
2 - 9:50	CC - J. Larsen 20 yd pass from S. Boyle (J. Jones kick good) (6/81/1:24)

Team Statistics	CC	HAV
First Downs	14	11
Rushing (Att - Yds)	36 - 125	32 - 103
Passing (C - Att - Yds - Int)	6 - 13 - 120 - 2	17 - 25 - 98 - 1
Total Offense (Plays - Yds)	49 - 245	57 - 201
Penalties (# - Yds)	4 - 46	9 - 98
Turnovers	2	1

Passing - CC: S. Boyle 5-12, 84 yd, 1 TD; P. Neel 1-1, 36 yd, 1 TD; **HAV:** A. Frazier 17-25, 98 yd;

Rushing - CC: R. Henley 10-85 yd; J. Brewer 7-23 yd; S. Boyle 5-14 yd; P. Neel 1-11 yd; Team 3-(-8 yd). **HAV:** K. Edmonds 15-61 yd, 1 TD; J. Budget 5-31 yd; A. Frazier 10-31 yd; Team 2-(-20 yd).

Receiving - CC: J. Larsen 3-45 yd, 1 TD; A. Franek 1-48 yd, 1 TD; R. Henley 1-15 yd; R. McKernan 1-12 yd; **HAV:** K. Hoover 9-69 yd; J. Vereen 4-26 yd; K. Edmonds 2-4 yd; J. Moore 1-4 yd; J. Lockhart 1-(-5 yd)

AWARDS

Havelock Defensive M.O.P. - Kamron Hoover (DB)

Havelock Offensive M.O.P. - Kamarro Edmonds (RB)

Charlotte Catholic Defensive M.O.P. - Connor Dougherty (DE)

Charlotte Catholic Offensive M.O.P. - Sean Boyle (QB)

Most Valuable Player - Charlotte Catholic - Liam Barbee (MLB)

Mt. Tabor holds off Cleveland 24-16 for first State Championship

CHAPEL HILL, NC – Lance Patterson was a man on a mission. The junior wide receiver and defensive back from Mount Tabor were always around the football, offensively and defensively, leading the Spartans past Cleveland 24-16 on his way to being named the 3AA Football Championship Most Valuable Player and claiming the school's first football State Championship.

Patterson broke the ice early as Tyress McIntyre found him wide open for a 70-yard scoring strike with 6:55 left in the first quarter to put Mount Tabor in front 7-0. The touchdown catch was one of three total touchdowns on the night for Patterson, who also scored on a seven-yard run late in the second quarter to put the Spartans in front 14-7 at halftime. McIntyre was selected as the Most Outstanding Offensive Player of the game for the Spartans, throwing for 164 yards and a score while rushing for 21 yards.

MVP Patterson was outstanding defensively as well, scooping up a Cleveland fumble on the opening possession of the second half and sprinting 31 yards for a touchdown to put the Spartans in front 21-7. As Cleveland began to mount a drive to answer the score, Patterson came up with a huge interception down the right sideline, thwarting any building momentum Cleveland had managed.

After bringing pressure on a punt from the endzone with 3:58 to go in the game, Cleveland earned a safety, cutting the Tabor lead to 24-16. The Rams took the ensuing possession down the field into the redzone before the drive stalled out, turning the ball over on downs to the Spartans and essentially ending the Cleveland chances for a comeback. Jamari Slade led the Mount Tabor defense, picking up four tackles and two of them for a loss on his way to being named the Most Outstanding Defensive Player for Mount Tabor.

Cleveland kept the game close all night with the Rams defense coming up with several stops deep in their own territory in the first half that could have put the game out of reach. Deonte Lewis was a leader defensively for Cleveland, racking up five total tackles on the night, including 3.5 for a loss. He was named the Most Outstanding Player defensively for Cleveland.

Skyler Locklear did his best to keep Cleveland in touch with the Spartans, as the junior QB tossed for 189 yards and a score during the game. Locklear added 18 yards on the ground and extended several plays, making tough throws in traffic to the sideline regularly. He was named the Most Outstanding Offensive Player of the game for the Rams.

Locklear did not have both touchdown passes for Cleveland, as he was knocked from the game when his helmet came off on a first down scramble in the red zone. Then on second down from the Spartan 18, the Rams went to the Wildcat package and freshman Cameron Goins came in, tossing a fade route into the corner, finding Carter Griffith, who made a great contested catch to tie the game at 7 with 8:05 to go in the first half.



2020-21 3AA Championship Statistics

	1	2	3	4	-	T
MOUNT TABOR -	7	7	7	3	-	24
CLEVELAND-	2	7	7	2	-	16

Qtr-Clock SCORING SUMMARY

1 - 6:55	MT - L. Patterson 70 yd pass from T. McIntyre (E. Trinh kick good) (2/63/0:50)
2 - 8:05	CLE - C. Griffith 18 yd pass from C. Goins (S. Zayyad kick good) (8/97/8:38)
2 - 0:29	MT - L. Patterson 7 yd run (E. Trinh kick good) (8/55/2:08)
3 - 11:04	MT - L. Patterson 31 yd fumble recovery (E. Trinh kick good)
3 - 4:36	CLE - N. Roccio 30 yd pass from S. Locklear (S. Zayyad kick good) (8/70/3:30)
4 - 11:07	MT - E. Trinh 27 yd FG good (11/62/4:30)
4 - 3:58	CLE - Team Safety

Team Statistics	MT	CLE
First Downs	14	18
Rushing (Att - Yds)	35 - 133	30 - 81
Passing (C - Att - Yds - Int)	10 - 13 - 182 - 0	18 - 29 - 207 - 2
Total Offense (Plays - Yds)	48 - 315	59 - 288
Penalties (# - Yds)	8 - 75	4 - 20
Turnovers	0	3

Passing - MT: T. McIntyre 9-12, 164 yd, 1 TD; C. Wilborn 1-1, 18 yd; **CLE:** S. Locklear 17-28, 189 yd, 1 TD; C. Goins 1-1, 18 yd, 1 TD;

Rushing - MT: L. Patterson 4-71 yd, 1 TD; B.J. McIntyre 13-57 yd; T. McIntyre 10-21 yd; K. Perez 3-2yd; **CLE:** I. Piatek 9-33 yd; C. Goins 4-20 yd; S. Locklear 14-18 yd; A. Johnson 3-10 yd.

Receiving - MT: L. Patterson 4-102 yd, 1 TD; K. Perez 2-23 yd; M. Hague 1-19 yd; T. McIntyre 1-18 yd. **CLE:** C. Griffith 8-118 yd, 1 TD; N. Roccia 3-56 yd, 1 TD; J. Middleton 3-13 yd; I. Piatek 2-17 yd.

AWARDS

Cleveland Defensive M.O.P. - Deonte Lewis (LB)

Cleveland Offensive M.O.P. - Skyler Locklear (QB)

Mount Tabor Defensive M.O.P. - Jamari Slade (FS)

Mount Tabor Offensive M.O.P. - Tyreese McIntyre (QB)

Most Valuable Player - Mount Tabor - Lance Patterson (WR/DB)

Grimsley overpowers Gibbons 28-8

CHAPEL HILL, NC – The Grimsley Whirlies defense came to play, forcing four turnovers and limiting Cardinal Gibbons to 250 yards of total offense on their way to a 28-8 victory in the 4A State Championship Game. The Whirlies collected the program's first State Championship since the name of the school changed from Greensboro High to Grimsley in 1962.

In what appeared to settle into a defensive struggle in the early going, the game's Most Valuable Player, as selected by the media, was Grimsley QB Alonza Barnett who opened the scoring on a five-yard touchdown run with 1:27 to go in the opening quarter. Barnett's run helped the Whirlies capitalize on the first of the Crusaders' turnovers, plunging into the endzone to cap a four-play, 26-yard drive.

Gibbons was able to win the field position battle with an outstanding punt by Carter Gray that pinned the Whirlies down inside their own one-yard line to start the second quarter. The Crusader defense managed to put some pressure on Barnett who was called for intentional grounding on a throw from the endzone, forcing a safety and putting the Crusaders on the board in the early minutes of the second quarter.

After the safety, the two teams traded possessions until Connor Clark was intercepted by Nate Crawford with less than a minute to play in the half. Crawford returned the pick all the way to the Gibbons 24. On the second play of the late first-half drive, Barnett found Lawson Albright in the back of the endzone for an 11-yard touchdown to stretch Grimsley's lead to 14-2.

Barnett finished the game with 87 yards through the air and one touchdown pass, netting 30 yards on the ground to go with his ice-breaking touchdown run. He took great care of the football, not throwing an interception on his 17 pass attempts.

Jeiel Melton powered the Grimsley ground game, racking up 116 yards and a touchdown in the game on his way to being named the Most Outstanding Offensive Player for the Whirlies. Tamoryer Thompson led the way for the Whirlies defense, picking up 3.5 tackles in the game including a pair of sacks and recording two additional quarterback pressures. Thompson was selected as the Most Outstanding Defensive Player for Grimsley.

Donovan Shepard was the bell cow for the Crusader offense, named the Most Outstanding Offensive Player for Gibbons as he led the team with 124 rushing yards and added a 15-yard reception out of the backfield. Shepard did not find the endzone but made several key runs to keep Crusader drives alive and help move the offense forward against a stingy Grimsley front. Jake Ladd was selected as the Crusaders' Most Outstanding Defensive Player, tallying three tackles and two fumble recoveries in the game.



2020-21 4A Championship Statistics

	1	2	3	4	-	T
GRIMSLEY -	7	7	0	14	-	28
CARDINAL GIBBONS-	0	2	0	6	-	8

Qtr-Clock	SCORING SUMMARY
1 - 1:27	GRIM - A. Barnett 5 yd run (J. Henry kick good) (4/26/2:21)
2 - 10:43	CG - Team Safety (Int. Grounding from EZ)
2 - 0:17	GRIM - L. Albright 11 yd pass from A. Barnett (J. Henry kick good) (2/24/0:27)
4 - 8:03	GRIM - J. Melton 9 yd run (J. Henry kick good) (11/92/4:45)
4 - 7:24	CG - M. Shotwell 41 yd pass from C. Clark (B. Biestek pass failed) (2/54/0:30)
4 - 4:37	GRIM - C. Curtain 38 yd INT return (J. Henry kick good)

Team Statistics	GRIM	CG
First Downs	17	15
Rushing (Att - Yds)	35 - 143	31 - 106
Passing (C - Att - Yds - Int)	11 - 17 - 87 - 0	14 - 36 - 144 - 4
Total Offense (Plays - Yds)	52 - 230	67 - 250
Penalties (# - Yds)	8 - 67	6 - 57
Turnovers	2	4

Passing - GRIM: A. Barnett 11-17, 87 yd, 1 TD; **CG:** C. Clark 13-33, 128 yd, 1 TD; 4 INT; Z. Field 1-3, 16 yd.

Rushing - GRIM: J. Melton 17-116 yd, 1 TD; A. Barnett 16-30 yd, 1 TD; A. Shaw 1-0 yd; Team 1-(-3 yd). **CG:** D. Shepard 19-124 yd; B. Biestek 7-27 yd; Team 1-(-8 yd); C. Clark 3-(-12 yd).

Receiving - GRIM: A. Dunkins 4-20 yd; L. Albright 2-25, 1 TD; C. Tutuh 2-19 yd; T. Resper 2-12 yd; **CG:** B. Biestek 8-34 yd; J. Fortney 4-54 yd; M. Shotwell 1-41 yd, 1 TD, D. Shepard 1-15 yd.

AWARDS

Cardinal Gibbons Defensive M.O.P. - Jake Ladd (DL)

Cardinal Gibbons Offensive M.O.P. - Donovan Shepard (RB)

Grimsley Defensive M.O.P. - T. Thompson (DE)

Grimsley Offensive M.O.P. - Jeiel Melton (RB)

Most Valuable Player - Grimsley - Alonza Bryant (QB)

Vance grabs second straight championship with 35-14 win over Rolesville

RALEIGH, NC – The Vance Cougars knocked out Rolesville 35-14 to win their second straight State Championship. Austin Grier threw for 200 yards and three touchdowns to lead the Cougars and grab the game's Most Valuable Player honors.

Grier sealed his MVP award with a pair of third-quarter touchdown passes, both to Asuani Allen to push the Vance lead out to 35-14 with 3:03 to go in the third quarter before the Vance offense watched their crushing defense bring things home in the fourth.

The Vance offense was simply prolific, rushing for 331 yards and two scores in the game, as the Cougars racked up 531 yards of total offense in the win. Meanwhile, the Cougar defense was miserly, holding the Rams to just 67 yards of total offense in the game. The Cougars were led defensively by Jalen Swindell who had six tackles, including a sack and 2.5 tackles for a loss on his way to Most Outstanding Defensive Player honors.

Grier got started on his day early, hitting Armon Wright for a 59-yard score just two minutes into the game to go up 7-0. Rolesville answered the early bell, punching back with a touchdown of their own on a 13-yard pass from Byrum Brown to Noah Rogers to tie the game with 6:12 to go in the opening quarter. Rogers collected Most Outstanding Offensive Player recognition for Rolesville, picking up five receptions and 69 yards to go with his two scores.

Vance jumped back in front in the second when Kevin Conception grabbed a pass from Grier and went 14 yards to the house. The Cougars point after attempt was blocked and Vance held a 13-7 lead. Rolesville took the lead just under two minutes later when Rogers hauled in a six-yard touchdown pass from Brown, converting the point after to take their only lead of the game at 14-13 with 6:33 to go in the first half.

Just before halftime, the Cougars snatched the lead back when Dylan Smothers dashed nine yards to paydirt to cap a 12 play, 80-yard drive that ended with just 1:38 to go in the half. Smothers ran for 97 yards on just 12 carries, bringing home Most Outstanding Offensive Performer hardware.

Though they drew a very difficult assignment, trying to contain the Vance skill players, the Rolesville defense performed well, particularly in the first half. Jacorrey Bible finished the night with a game-high 17 tackles, including four tackles for loss. He was named the Most Outstanding Defensive Player for the Rams.



2020-21 4AA Championship Statistics

	1	2	3	4	-	T
Z.B. VANCE -	7	13	15	0	-	35
ROLESVILLE-	7	7	0	0	-	14

Qtr-Clock SCORING SUMMARY

1 - 9:58	VAN - A. Wright 59 yd pass from A. Grier (M. Benitez kick good) (3/62/1:16)
1 - 6:12	ROL - N. Rogers 13 yd pass from B. Brown (D. Versteegen kick good) (5/24/1:45)
2 - 8:29	VAN - K. Conception 14 yd pass from A. Grier (M. Benitez kick blocked) (7/70/3:55)
2 - 6:33	ROL - N. Rogers 6 yd pass from B. Brown (D. Versteegen kick good) (4/28/1:45)
2 - 1:38	VAN - D. Smothers 9 yd run (M. Benitez kick good) (12/80/4:55)
3 - 7:46	VAN - A. Allen 27 yd pass from A. Grier (M. Benitez kick good) (6/80/1:38)
3 - 3:03	VAN - A. Allen 43 yd run (D. Smothers run good) (2/49/0:39)

Team Statistics	VAN	ROL
First Downs	18	8
Rushing (Att - Yds)	44 - 331	25 - (-16)
Passing (C - Att - Yds - Int)	14 - 19 - 200 - 0	12 - 30 - 83 - 0
Total Offense (Plays - Yds)	63 - 531	55 - 67
Penalties (# - Yds)	24 - 187	4 - 20
Turnovers	1	0
Passing - VAN: A. Grier 14-19, 200 yd, 3 TD; ROL: B. Brown 12-29, 83 yd, 2 TD; E. Harris 0-1.		
Rushing - VAN: D. Smothers 12-97 yd, 1 TD; J. Morris 11-86 yd; A. Grier 11-86 yd; A. Allen 5-60 yd; J. Burton 1-4 yd; K. Conception 3-4 yd; Team 1-(-6 yd); ROL: D. Dunn 3-12 yd; I. Jones 10-10 yd; J. Butts 1-0 yd; O. Ford 4-3yd; E. Harris 1-(-4 yd); B. Brown 6-(-34 yd).		
Receiving - VAN: K. Conception 4-37 yd, 1 TD; A. Allen 3-31 yd, 1 TD; A. Wright 2-81 yd, 1 TD; S. Yates 2-43 yd; J. Morris 2-9 yd; D. Smothers 1-(-1 yd). ROL: N. Rogers 5-69 yd, 2 TD; Jones Amen Hete 3-11 yd; C. Rogers 2-7 yd; I. Jones 1-3 yd; E. Harris 1-(-7 yd).		

AWARDS

Rolesville Defensive M.O.P. - Jacorrey Bible (OLB)
Rolesville Offensive M.O.P. - Noah Rogers (WR)
Z.B. Vance Defensive M.O.P. - Jalen Swindell (DL)
Z.B. Vance Offensive M.O.P. - Dylan Smothers (RB)
Most Valuable Player - Z.B. Vance - Austin Grier (QB)



**Host City
Partners**



Photos courtesy of Maxpreps Photographers

**Supporting the North Carolina High School Athletic Association
in hosting these events.**

Robbinsville nabs championship number 14 with 45-14 victory over Northampton

DURHAM, NC – The Black Knights of Robbinsville ran off the first 31 points of the game on their way to a 45-14 victory over Northampton County in the 1A State Championship Game. The victory earned Robbinsville the program's 14th NCHSAA State Championship and first since 2014.

Rylee Anderson was the star for Robbinsville scoring the game's first three touchdowns to push his team out to a 21-0 lead with 9:02 to go in the second quarter. Anderson cashed in two additional runs in the second half on his way to a fantastic 34 carry, 176 yard and five score stat line. He was named the game's Most Valuable Player.

Robbinsville also had a great rushing performance by Lex Hooper who carried 14 times for 125 yards including his 20-yard run to put Robbinsville up 38-14 early in the fourth. While the rushing attack was dominant for the Black Knights, their defense played exceptionally, only allowing the Jaguars 65 yards via the ground and 53 through the air.

Northampton County got on the board in the third quarter with Na'Jae Newsom hauling in a 23-yard scoring pass from Zion Kendall. Just over two minutes later Kendall broke free for a 15-yard touchdown run. The Jaguars finished the season 11-4, they were 5-1 in the Tar Roanoke 1A Conference. Northampton County reached the state championship for the first time in school history and only the second time any school from the county made it to the finals, matching the 2005 team from Northampton-West.

Robbinsville wrapped up the year 15-0, they were 6-0 as the champions of the Smoky Mountain 1A Conference. The Black Knights made the program's 17th appearance in an NCHSAA state championship game.



2019 1A Championship Statistics

	1	2	3	4	-	T
Northampton County -	0	0	14	0	-	14
Robbinsville -	14	10	7	14	-	45

Qtr-Clock SCORING SUMMARY

1 - 5:47	ROB - Rylee Anderson 2 yd run (Cody Cline kick)
1 - 2:02	ROB - Rylee Anderson 7 yd run (Cody Cline kick)
2 - 9:02	ROB - Rylee Anderson 18 yd run (Cody Cline kick)
2 - 0:23	ROB - Cody Cline 25 yd field goal
3 - 8:39	ROB - Rylee Anderson 2 yd run (Cody Cline kick)
3 - 4:01	NC - Na'Jae Newsom 23 yd pass from Zion Kendall (Eric Robinson pass from Zion Kendall good)
3 - 1:51	NC - Zion Kendall 15 yd run (Zion Kendall pass failed)
4 - 11:03	ROB - Lex Hooper 20 yd run (Cody Cline kick)
4 - 4:30	ROB - Rylee Anderson 6 yd run (Cody Cline kick)

Team Statistics

	NC	ROB
First Downs	5	18
Rushing (Att - Yds)	30 - 65	59 - 304
Passing (C - Att - Yds - Int)	4 - 10 - 53 - 0	2 - 6 - 28 - 0
Total Offense (Plays - Yds)	40 - 118	65 - 332
Penalties (# - Yds)	12 - 106	3 - 23
Turnovers	2	0

Passing - NC: Z. Kendall 3-4, 47 yd, 1 TD; K. Pitt 1-5, 6 yd; N. Newsom 0-1; **ROB:** N. Collins 2-6, 28 yd;

Rushing - NC: Z. Kendall 11-36 yd, 1 TD; E. Robinson 5-22 yd; S. Mitchell 4-12 yd; N. Newsom 6-12 yd; J. Davis 1-2 yd; J. Johnson 1-1 yd; K. Pitt 1-(-3 yd); **ROB:** R. Anderson 34-176 yd, 5 TD; L. Hooper 14-125 yd, 1 TD; H. Blevins 4-12 yd; S. Buckel 1-2 yd; L. Hall 2-(-2 yd); N. Collins 3-(-3 yd); T. Jackson 1-(-6 yd).

Receiving - NC: N. Newsom 2-28 yd, 1 TD; E. Holland 1-19 yd; Z. Kendall 1-6 yd; **ROB:** L. Hooper 1-14 yd; S. Lawson 1-14 yd.

AWARDS

Northampton County Defensive M.O.P. - Ja'Vonte Scott (LB)
Northampton County Offensive M.O.P. - Zion Kendall (QB)
Robbinsville Defensive M.O.P. - Xavier Rattler (LB)
Robbinsville Offensive M.O.P. - Lex Hooper (RB)
Most Valuable Player - Robbinsville - Rylee Anderson (RB)

East Surry dethrones Tarboro 56-28 winning first state title

DURHAM, NC – The East Surry Cardinals got seven touchdown passes from senior quarterback Jefferson Boaz to knock off Tarboro 56-28 and win the program's first state football championship. Boaz threw for 478 yards and seven scores, completing 33 of 42 passes on his way to being named the 1AA Championship Game Most Valuable Player.

Boaz set new state championship game neutral site records for most passing yards in a game, most completions in a game and most touchdown passes in a game in the effort. Stephen Gosnell and Landon Stevens hauled in the majority of Boaz' passes Gosnell grabbed 13 for 206 yards and two scores. Stevens pulled down 10 passes for 179 yards and two touchdowns.



The Cardinals and Vikings traded first quarter touchdowns, with both teams scoring twice in the opening quarter. Stevens broke the ice on a 39-yard heave from Boaz just a minute and 11 seconds into the first quarter. Tarboro took the ensuing possession and tied the game on a 63-yard sprint by Khalil Staton. Seven plays later, Gosnell answered for East Surry, going 41 yards on a pass from Boaz with 5:08 to go in the first. Then Kimani McDaniels slipped 21 yards to the house to knot the game at 14 heading to the second quarter.

Initially in the second quarter it appeared neither team would stop the other, as East Surry took a 21-14 lead on a one-yard sneak by Boaz with 7:43 to go in the half. Just two plays later, Travis Johnson ripped off a 59-yard touchdown run to bring Tarboro back even again with 7:09 to go. But after that Tarboro touchdown, East Surry went on to score 28 unanswered points, all on Boaz touchdown tosses, to pull out to a 49-21 advantage early in the fourth quarter.

Dillon Mosley grabbed two of those touchdowns passes in the 28-point run and capped off the night with an 11-yard scoring reception to round out is 6 catch, 42 yard night. East Surry's defense successfully limited the powerful Tarboro rushing attack, holding all four primary backs to under 100 yards rushing, though Tarboro still managed to rush for 242 yards in the game.

Tarboro finished the year 14-1, they were 6-0 in the Coastal Plains 1A Conference where they were the champions. The Vikings made the school's tenth appearance in an NCHSAA state championship game.

East Surry wrapped up the season 15-0, they went 5-0 in the Northwest 1A Conference, winning the league title. The Eagles won the Western Regional for the second time in program history and claimed the program's first state championship.

2019 1AA Championship Statistics

	1	2	3	4	-	T
Tarboro -	14	7	0	7	-	28
East Surry -	14	21	7	14	-	56

Qtr-Clock SCORING SUMMARY

1 - 10:49	ES - Landon Stevens 39 yd pass from Jefferson Boaz (Derek Sutterby kick)
1 - 8:24	TAR - Khalil Staton 63 yd run (Layton Dupree kick)
1 - 5:08	ES - Stephen Gosnell 41 yd pass from Jefferson Boaz (Derek Sutterby kick)
1 - 1:24	TAR - Kimani McDaniels 21 yd run (Layton Dupree kick)
2 - 7:43	ES - Jefferson Boaz 1 yd run (Derek Sutterby kick)
2 - 7:09	TAR - Travis Johnson 59 yd run (Layton Dupree kick)
2 - 4:53	ES - Stephen Gosnell 20 yd pass from Jefferson Boaz (Derek Sutterby kick)
2 - 3:31	ES - Dillon Mosley 10 yd pass from Jefferson Boaz (Derek Sutterby kick)
3 - 0:41	ES - Dillon Mosley 1 yd pass from Jefferson Boaz (Derek Sutterby kick)
4 - 11:56	ES - Landon Stevens 23 yd pass from Jefferson Boaz (Derek Sutterby kick)
4 - 9:21	TAR - Cameron Powell 3 yd run (Layton Dupree kick)
4 - 7:07	ES - Dillon Mosley 11 yd pass from Jefferson Boaz (Derek Sutterby kick)

Team Statistics	TAR	ES
First Downs	11	29
Rushing (Att - Yds)	34 - 242	27 - 28
Passing (C - Att - Yds - Int)	2 - 4 - 103 - 0	33 - 42 - 478 - 0
Total Offense (Plays - Yds)	38 - 345	69 - 506
Penalties (# - Yds)	4 - 32	5 - 35
Turnovers	4	0

Passing - TAR: K. McDaniels 2-3, 103 yd; K. Black 0-1; **ES:** J. Boaz 33-42, 478 yd, 7 TD.

Rushing - TAR: K. Staton 7 - 76 yd, 1 TD; T. Johnson 3-59 yd, 1 TD; K. McDaniels 11-56 yd, 1 TD; C. Powell 10-51 yd 1 TD; T. Joyner 3-0 yd. **ES:** Q. Smith 5 - 18 yd; E. Wright 5-7 yd; H. Bullington 2- 7 yd; B. Gosnell 2-1 yd; S. Gosnell 4-0 yd; D. Mosley 2-0 yd; R. Speaks 1-(-2 yd); J. Boaz 6-(-3 yd), 1TD.

Receiving - TAR: K. Black 2-103 yd; **ES:** S. Gosnell 13-206 yd, 2 TD; L. Stevens 10-179 yd, 2 TD; D. Mosley 6-42 yd, 3 TD; B. Gosnell 2-24 yd; Q. Smith 1-26 yd; E. Wright 1-1 yd.

AWARDS

Tarboro Defensive M.O.P. - Christian Harrison (DT)

Tarboro Offensive M.O.P. - Khalil Staton (RB)

East Surry Defensive M.O.P. - Tristian Harless (DB)

East Surry Offensive M.O.P. - Stephen Gosnell (WR)

Most Valuable Player - East Surry - Jefferson Boaz (QB)

Reidsville shuts out Northeastern 14-0 to win 18th State Championship

WINSTON-SALEM – The Reidsville Rams were dominant defensively and worked together just enough offense to overcome Northeastern for the second year in a row and win the school's 18th NCHSAA State Football Championship. The Rams nipped Northeastern just one year ago, a come from behind win, 31-28.

This year, the Rams jumped out in front early and rode a strong defensive effort to the championship. Lionel Long pounded his way into the endzone with 1:38 to go in the first quarter to put Reidsville in front 7-0. Long was the workhorse for the Rams, carrying the ball 31 times for 156 yards and a single score. He was chosen as the game's Most Valuable Player.

The only other touchdown in the game came in the closing minutes of the first half when Kyle Pinnix scampered 19 yards for a score to put the Rams up 14-0. Defensively, the Rams were led by Jiheem Hooper who accounted for 7 tackles. Stevion Harrison also had a good outing for Reidsville with a pair of sacks in the game, helping his team to hold Northeastern to just 101 yards rushing.

Reidsville outgained the Eagles 324-135, and the Eagles were led by Holden Hogde who rushed 15 times to gain 54 yards. He also threw for 31 yards in the game. Northeastern finished the season 12-4 and 4-1 in the Northeastern Coastal 2A. The Eagles reached the State Championship game for the third time in program history.

Reidsville wrapped up their season 15-1, the Rams were 4-0 in the Mid-State 2A where they were the league champions. Reidsville appeared in the State Championship game for the 24th time in school history and won a state record 18th State Championship.



2019 2A Championship Statistics

	1	2	3	4	-	T
Northeastern -	0	0	0	0	-	0
Reidsville -	7	7	0	0	-	14

Qtr-Clock SCORING SUMMARY

- 1 - 1:38 REID - Lionel Long 1 yd run (Anthony Franson kick)
 2 - 1:44 REID - Kyle Pinnix 19 yd run (Anthony Franson kick)

Team Statistics

	NE	REID
First Downs	9	15
Rushing (Att - Yds)	31 - 101	42 - 213
Passing (C - Att - Yds - Int)	4 - 14 - 34 - 1	8 - 18 - 111 - 0
Total Offense (Plays - Yds)	45 - 135	60 - 324
Penalties (# - Yds)	6 - 43	4 - 30
Turnovers	1	0

Passing - NE: H. Hodge 3-11, 31 yd, 1 INT; D. Proctor 1-3, 3 yd; **REID:** K. Pinnix 8-17, 111 yd; A. Edwards 0-1.

Rushing - NE: H. Hodge 15-54 yd; J. Riddick 11-39 yd; J. Hinton 1-8 yd; Q. Thomas 2-1 yd; D. Proctor 2-(-1 yd); **REID:** L. Long 31-156 yd, 1 TD; B. Pass 2-48 yd; K. Pinnix 3-12 yd, 1 TD; A. Edwards 2-8 yd; J. Hooper 1-4 yd.

Receiving - NE: C. Mayfield, Jr. 2-20 yd; J. Williams 1-11 yd; J. Hinton 1-3 yd; **REID:** B. Pass 6-99 yd; J. Hooper 1-14 yd; D. Canada 1-(-2 yd).

AWARDS

Northeastern Defensive M.O.P. - Juan Riddick (LB)
Northeastern Offensive M.O.P. - Holden Hodge (QB)
Reidsville Defensive M.O.P. - Jiheem Hooper (FS)
Reidsville Offensive M.O.P. - Breon Pass (WR)
Most Valuable Player - Reidsville - Lionel Long (RB)

Shelby knocks out Salisbury 34-0 for 11th NCHSAA State Title

WINSTON-SALEM, NC – The Golden Lion defense was absolutely impenetrable in the 2AA State Championship Game as Shelby held Salisbury to -6 yards rushing for the game, lifting the Golden Lions to back-to-back titles and the program's 11th NCHSAA crown.

Malaki Hamrick led the Shelby defense with eight tackles in the game, including two for a loss. Jack Hollifield also added eight tackles in the effort as the Lions only gave up three first downs in the game.

Ja'hari Mitchell opened the scoring with 5:53 to go in the first quarter, crossing the plane from four yards out to put Shelby up 7-0. He scored two more times on just six total carries and 24 yards as he was selected as the game's Most Valuable Player. Mtichell also threw a touchdown pass, finding Nick Stites from nine yards out in the fourth quarter for the game's final score.

Shelby quarterback Isaiah Bess was also spectacular, completing 17 of 27 passes for 212 yards and one score as he found Diavonni Daley from 38 yards out in the second quarter to push the Lions lead to 20-0.

Salisbury was unable to muster much offensively, out-gained in the game by Shelby 359-39. The Golden Lions defense held Salisbury to the fewest yards ever allowed in an NCHSAA State Championship Game since record keeping began in 1989. The 39-yard allowance was ten fewer than the previous mark of 49 yards allowed set by Robbinsville in 1992 when they held Lakewood scoreless in the 1A Championship.

Salisbury finished the season 13-3. The Hornets finished 7-2 in the Central Carolina 2A Conference and were tied for second in the league. The Hornets reached the State Championship game for the fourth time in program history.

Shelby wrapped the year 14-1, a perfect 6-0 mark in Southwestern 2A Conference play, winning the league championship. The Golden Lions won the program's 11th NCHSAA State Championship and made their 16th appearance in an NCHSAA State Championship Game.



2019 2AA Championship Statistics

	1	2	3	4	-	T
Salisbury -	0	0	0	0	-	0
Shelby -	7	13	7	7	-	34

Qtr-Clock SCORING SUMMARY

1 - 5:53	SHEL - Ja'hari Mitchell 4 yd run (Caden Sheely kick)
2 - 10:32	SHEL - Ja'hari Mitchell 1 yd run (TEAM rush failed)
2 - 5:19	SHEL - Diavonni Daley 38 yd pass from Isaiah Bess (Caden Sheely kick)
3 - 0:16	SHEL - Ja'hari Mitchell 6 yd run (Caden Sheely kick)
4 - 7:46	SHEL - Nick Stites 9 yd pass from Ja'hari Mitchell (Caden Sheely kick)

Team Statistics

	SAL	SHEL
First Downs	5	19
Rushing (Att - Yds)	33 - (-6)	42 - 138
Passing (C - Att - Yds - Int)	7 - 21 - 45 - 2	18 - 28 - 221 - 0
Total Offense (Plays - Yds)	54 - 39	70 - 359
Penalties (# - Yds)	6 - 35	7 - 55
Turnovers	0	2

Passing - SAL: V. Honeycutt 7-21, 45 yd; **SHEL:** I. Bess 17-27, 212 yd, 1 TD.

Rushing - SAL: M. McLean 12-22 yd; J. Walker 1-8 yd; J. Poole 2-4 yd; J. Wells 4-2 yd; M. Cook 1-(-1 yd); J. Wood 2-(-7 yd); Team 1-(-17 yd); V. Honeycutt 10-(-17 yd). **SHEL:** D. Fuller 19-103 yd; O. Phillips 5-30 yd; J. Mitchell 6-24 yd, 3 TD; L. Welch 3-14 yd; I. Bess 6-(-13 yd); Team 3-(-20 yd).

Receiving - SAL: M. Cook 4-22 yd; P. Lippard 1-11 yd; M. McLean 1-6 yd; P. Taylor 1-6 yd; **SHEL:** D. Daley 8-120 yd; J. Mitchell 5-46 yd; K. Huskey 4-46 yd; N. Stites 1-9 yd, 1 TD.

AWARDS

Salisbury Defensive M.O.P. - Zae Clay (LB/DE)
Salisbury Offensive M.O.P. - Mike McLean (QB/RB)
Shelby Defensive M.O.P. - Malaki Hamrick (DL)
Shelby Offensive M.O.P. - Isaiah Bess (QB)
Most Valuable Player - Shelby - Ja'hari Mitchell (WR)

Charlotte Catholic pulls away from Southern Nash late to win third straight title

RALEIGH, NC – Charlotte Catholic stormed past Southern Nash with 20 fourth quarter points on their way to a 23-7 victory and a third straight State Championship. The victory was the school's seventh NCHSAA State Football Championship.

Paul Neel managed to grind out two touchdowns in the late stages to help Charlotte Catholic pull away. He rushed 27 times for 156 yards and two scores, both in the fourth quarter. Neel's first touchdown run of 39 yards with 11:53 to go in the fourth put the Cougars in front 10-7. Then with 6:23 to go, he capped off a seven-play, 41-yard drive with a six-yard touchdown plunge to go up 17-7. Neel was named the game's Most Valuable Player.

Southern Nash had several opportunities to put Charlotte Catholic behind early during the quickly played first half, but the Cougar defense came up big, including a goal-line stand in the second quarter, to keep the game scoreless through the opening half. The Cougar defense was quite stingy throughout the game, holding the prolific ground attack of Southern Nash to just 157 yards for the day.

Quinton Cooley, the state's leading rusher this year according to MaxPreps, gave Southern Nash the lead 7-3 with 3:17 to go in the third with a 1-yard touchdown run that polished off a nine-play, 79-yard drive. Cooley had to work for every inch, rushing 19 times for 79 yards in the game.

Southern Nash finished the season 15-1. The Firebirds were 5-0 and champions of the Big East 3A Conference, reaching the state finals for the first time in program history.

Charlotte Catholic earned the program's seventh NCHSAA State Title and a third state championship in a row. The Cougars finished their year 12-3, 6-1 in the Southern Carolina 3A Conference, where they were the runners-up.



2019 3A Championship Statistics

	1	2	3	4	-	T
Southern Nash -	0	0	7	0	-	7
Charlotte Catholic -	0	0	3	20	-	23

Qtr-Clock SCORING SUMMARY

3 - 6:37	CC - Knapp, C. 31 yd field goal
3 - 3:17	SN - Cooley, Q. 1 yd run (Barnes, E. kick)
4 - 11:53	CC - Neel, P. 39 yd run (Wood, G. kick)
4 - 6:23	CC - Neel P. 6 yd run (TEAM kick failed)
4 - 2:55	CC - Brewer, J. 18 yd run (Wood, G. kick)

Team Statistics	SN	CC
First Downs	13	19
Rushing (Att - Yds)	41 - 157	48 - 263
Passing (C - Att - Yds - Int)	3 - 10 - 76 - 1	4 - 6 - 78 - 1
Total Offense (Plays - Yds)	51 - 233	54 - 341
Penalties (# - Yds)	3 - 21	5 - 37
Turnovers	1	2

Passing - SN: M. Foster 3-10, 76 yd; **CC:** H. Barnett 3-5, 56 yd, 1 INT; J. Brewer 1-1, 22 yd.

Rushing - SN: Q. Cooley 19-79 yd; 1 TD; M. Foster 13-57 yd; J. Vick 6-15 yd; D. Whitley 2-7 yd; **CC:** P. Neel 27-156 yd, 2 TD; J. Brewer 17-83 yd, 1 TD; T. Foley 2-19 yd; H. Barnett 1-4 yd; J. Smith 1-1 yd

Receiving - SN: Walker-Warren 1-42 yd; M. Parker 1-19 yd; Q. Cooley 1-15 yd; **CC:** T. Foley 2-51 yd; G. McKernan 1-26 yd; P. Neel 1-1 yd.

AWARDS

Southern Nash Defensive M.O.P. - Izaiah Walker-Warren (DB)

Southern Nash Offensive M.O.P. - Quinton Cooley (RB)

Charlotte Catholic Defensive M.O.P. - Liam Barbee (LB)

Charlotte Catholic Offensive M.O.P. - Jimmy Brewer (RB)

Most Valuable Player - Charlotte Catholic - Paul Neel (RB)

Weddington finishes perfect, stops Lee County 34-14

RALEIGH, NC – The Weddington Warriors got four touchdowns from star running back Will Shipley as they took care of Lee County 34-14 to win back-to-back 3AA State Championships. The Warriors did most of their damage on the ground, outrushing Lee County 256-105 in the game behind a strong effort from the Warriors offensive line.

Shipley was dynamic at running back, carrying the ball 26 times and gaining 256 yards in the game. He scored four touchdowns, breaking several long runs in the game. Shipley opened the scoring with 8:20 to go in the first quarter, plunging in from four yards out. He also had scoring runs of 67, 2 and 22 yards on his way to being named the game's Most Valuable Player.

After Shipley's first touchdown, both teams failed to score until Bryson Parker scooped up a blocked punt and returned it 26 yards for a touchdown to put Weddington in front 14-0. Shipley's 67-yard score came after the ensuing Yellow Jacket possession stalled quickly and opened the gap to 21-0 with just 4:26 to go in the half.

Lee County bounced back after the long run by Shipley, driving seven plays and 43 yards to cash in on a one-yard run by Colin Johnson that trimmed the Warrior lead to 21-7. After a missed field goal by Weddington near the end of the half, it looked like Lee County had some momentum going into the locker room.

The Jackets forced a turnover on the opening possession of the second half for Weddington. Six plays later, Johnson found Jaylen Chalmers for a 44-yard touchdown pass and Lee County closed the gap to 21-14. However, that was as close as Lee County would get as Shipley found pay dirt two more times to extend Weddington out to a comfortable 34-14 margin.

Lee County finished the season 15-1, they were 5-0 as the champions of the Tri-County 6 3A. The Yellow Jackets reached the state finals for the seventh time in school history and the first time in 45 years back when the school was known as Sanford Central.

Weddington won the program's third state championship and their second in a row. The Warriors wrapped up the year 16-0, they were 7-0 as the champions in the Southern Carolina 3A Conference. Weddington won the Western Regional Final for the fourth time in program history.



2019 3AA Championship Statistics

	1	2	3	4	-	T
Lee County -	0	7	7	0	-	14
Weddington -	7	14	6	7	-	34

Qtr-Clock SCORING SUMMARY

1 - 8:20	WED - Shipley, W. 4 yd run (Williams, I. kick)
2 - 5:42	WED - Parker, B. 26 yd blocked punt return (Williams, I. kick)
2 - 4:26	WED - Shipley, W. 67 yd run (Williams, I. kick)
2 - 1:09	LC - Johnson, C. 1 yd run (Underwood, T. kick)
3 - 8:28	LC - Chalmers, J. 44 yd pass from Johnson, C. (Underwood, T. kick)
3 - 2:36	WED - Shipley, W. 2 yd run (Williams, I. kick blocked)
4 - 3:02	WED - Shipley, W. 22 yd run (Williams, I. kick)

Team Statistics	LC	WED
First Downs	16	13
Rushing (Att - Yds)	40 - 105	34 - 256
Passing (C - Att - Yds - Int)	22 - 29 - 135 - 2	2 - 8 - 15 - 1
Total Offense (Plays - Yds)	69 - 240	42 - 271
Penalties (# - Yds)	8 - 58	5 - 66
Turnovers	2	1

Passing - LC: C. Johnson 22-29, 135 yd, 1 TD, 2 INT. **WED:** D. Casicola 2-6, 15 yd, 1 INT.

Rushing - LC: C. Johnson 12-43 yd, 1 TD; AJ Boulware 24-39 yd; L. Baldwin 3-15 yd; T. McKendall 1-8 yd. **WED:** W. Shipley 26-256 yd, 4 TD; D. Mercer 2-6 yd; L. Backey 2-2 yd; T. Gordon 1-1 yd; K. Parsons 1-0 yd; Team 2-(-9 yd).

Receiving - LC: T. McKendall 10-78 yd; J. Chalmers 4-48 yd, 1 TD; AJ Boulware 4-9 yd; T. Lett 2-17 yd; J. Batts 1-2 yd; L. Baldwin 1-(-19 yd); **WED:** C. Barsz 1-8 yd; W. Shipley 1-7 yd.

AWARDS

Lee County Defensive M.O.P. - Delmaz Jennings (LB/DE)
Lee County Offensive M.O.P. - Jayden Chalmers (WR)
Weddington Defensive M.O.P. - Alex Mock (LB)
Weddington Offensive M.O.P. - Will Shipley (RB)
Most Valuable Player - Weddington - Will Shipley (RB)

East Forsyth goes back-to-back with 24-21 victory over Cardinal Gibbons

CHAPEL HILL, NC – Cardinal Gibbons struck first, but ultimately, East Forsyth held the Crusaders off with a 24-21 victory in the 4A State Championship game, earning the school's second straight state championship and third overall.

Ty'shaun Lyles was the 4A Championship Most Valuable Player for the second year in a row, leading the Eagles offensively with a pair of touchdown throws on 10 for 16 passing with 171 yards. He also rushed 17 times for 63 yards in the game.

Jacob Gill got the scoring going as Cardinal Gibbons took their opening possession eight plays and 56 yards, polished off when Gill hauled in a nine-yard scoring toss from Andrew Harvey. The throw gave the Crusaders an early 7-0 lead, but East Forsyth responded late in the quarter.

The two teams traded possessions until East Forsyth drove five plays and 65 yards in the latter part of the opening quarter. The Eagles got on the board thanks to a 59-yard pass from Lyles to Jamison Warren with 1:58 to go in the quarter, tying the game at seven.

Gibbons jumped back in front early in the second quarter when Harvey hit Cameron Noble for 40 yards and a score with just 36 seconds gone in the second frame. However, East Forsyth responded quickly as Lyles connected with Warren a second time, this one from 56 yards out to knot the score at 14 with 6:01 to go in the half.

The Eagles got a good bounce on the ensuing Crusader possession, as Jordan Timmons scooped up a Gibbons fumble and rumbled nine yards for a score to give East Forsyth its first lead of the game. The Eagles carried the lead into the locker room and added to it in the third quarter when Andrew Conrad chipped through a 31-yard field goal to extend their lead to 24-14 with 4:33 to go in the third.

Cardinal Gibbons did not go away quietly, as the Crusaders marched 10 plays and 80 yards capped off by an eight-yard touchdown pass from Harvey to Cameron Noble with just 3:42 to play, but the Eagles managed to hold Gibbons out of field goal range in the final two minutes to seal the victory.

Cardinal Gibbons finished the season 12-3, the Crusaders were 5-1 in the Cap 7 4A Conference where they were the runners-up. The program reached the NCHSAA State Championship game for the first time in school history, winning their first regional final.

East Forsyth wrapped up the year 13-2, the Eagles were 3-2 in the Central Piedmont 4A. East Forsyth won the program's third Western Regional Championship and collected their third state championship.



2019 4A Championship Statistics

	1	2	3	4	-	T
Cardinal Gibbons -	7	7	0	7	-	21
East Forsyth -	7	14	3	0	-	24

Qtr-Clock SCORING SUMMARY

1 - 7:47	CG - Jacob Gill 9 yd pass from Andrew Harvey (Noah Lawrence kick)
1 - 1:58	EF - Jamison Warren 59 yd pass from Ty'Shaun Lyles (Andrew Conrad kick)
2 - 11:24	CG - Cameron Noble 40 yd pass from Andrew Harvey (Noah Lawrence kick)
2 - 6:01	EF - Jamison Warren 56 yd pass from Ty'Shaun Lyles (Andrew Conrad kick)
2 - 5:42	EF - Jordan Timmons 9 yd fumble recovery (Andrew Conrad kick)
3 - 4:33	EF - Andrew Conrad 31 yd field goal
4 - 3:42	CG - Cameron Noble 8 yd pass from Andrew Harvey (Noah Lawrence kick)

Team Statistics	CG	EF
First Downs	19	16
Rushing (Att - Yds)	33 - 38	41 - 166
Passing (C - Att - Yds - Int)	19 - 33 - 290 - 1	10 - 16 - 171 - 3
Total Offense (Plays - Yds)	66 - 328	57 - 337
Penalties (# - Yds)	2 - 31	9 - 71
Turnovers	2	3

Passing - CG: A. Harvey 19-33, 290 yd, 3 TD, 1 INT; **EF:** T. Lyles 10-16, 171 yd, 2 TD, 3 INT.

Rushing - CG: J. Grazen 17-75 yd; B. Biestek 4-12 yd; J. Gill 2-4 yd; J. Federman 1-(-2 yd); M. Harp 1-(-8 yd); A. Harvey 7-(-28 yd); Team 1-(-15 yd). **EF:** R. Smith 12-64 yd, T. Lyles 17-63 yd; C. Chaplin 9-36 yd; T. Ingram 1-7 yd; J. Richens 1-(-3 yd); Team 1-(-1 yd).

Receiving - CG: C. Duarte 5-116 yd; B. Biestek 5-22 yd; J. Gill 4-78 yd, 1 TD; J. Grazen 3-26 yd; C. Noble 2-48 yd, 2 TD; **EF:** J. Warren 4-125 yd, 2 TD; J. Thorns 2-40 yd; R. Smith 2-0 yd; A. Marshall 1-3 yd; C. Chaplin 1-3 yd.

AWARDS

Cardinal Gibbons Defensive M.O.P. - Will Mason (DB)
Cardinal Gibbons Offensive M.O.P. - Andrew Harvey (QB)
East Forsyth Defensive M.O.P. - Jordan Timmons (DB)
East Forsyth Offensive M.O.P. - Jamison Warren (WR)
Most Valuable Player - East Forsyth - Ty'Shaun Lyles (QB)

Vance collects school's first title with 24-3 triumph over Leesville Road

CHAPEL HILL, NC – The Vance Cougars relied on their stifling defense to thwart Leesville Road in the 4AA Championship game 24-3, earning the program's first State Championship.

The Cougars dominated the line of scrimmage, holding the Pride to just 80 yards of total offense in the game. Power Echols was named the game's Most Valuable Player, leading the Cougars in tackles with 6.5 for the day, including 1.5 tackles for loss. He also rushed twice for 16 yards and a touchdown.

Vance opened the scoring with an 84-yard explosion for a touchdown when Austin Grier found Jordan Payne for a score, capping off a drive that started at the Cougar four-yard line. Leesville responded early in the second quarter with their only points of the game as Noah Burnette split the uprights for a 34-yard field goal to trim the lead to 7-3. Melvin Benitez answered for the Cougars with an 18-yard field goal of his own with just five seconds to go in the half, putting Vance up 10-3.

The Cougars closed out the game with a pair of touchdown runs in the fourth quarter. Daylan Smothers increased the lead with a six-yard scoring run with 9:58 to go that gave Vance a 17-3 lead. Then with 8:55 to play, Echols cashed in a 14-yard run just one play after a Leesville turnover, to ice the game 24-3.

Leesville Road reached the State Championship game for the first time in program history. The Pride finished the season 13-1, 6-0 in the Cap 7 4A Conference where they were the champions.

Vance wrapped up their year 13-2. The Cougars were 5-2 in the I-Meck 4A conference. Vance reached the state championship game for the second time in program history and the second year in a row, earning the school's first football state championship.



2019 4AA Championship Statistics

	1	2	3	4	-	T
Leesville Road -	0	3	0	0	-	3
Zebulon B. Vance -	7	3	0	14	-	24

Qtr-Clock SCORING SUMMARY

1 - 5:06	ZBV - Jordan Payne 84 yd pass from Austin Grier (Melvin Benitez kick)
2 - 9:52	LR - Noah Burnette 34 yd field goal
2 - 0:05	ZBV - Melvin Benitez 18 yd field goal
4 - 9:58	ZBV - Daylan Smothers 6 yd run (Melvin Benitez kick)
4 - 8:55	ZBV - Power Echols 14 yd run (Melvin Benitez kick)

Team Statistics	LR	ZBV
First Downs	7	10
Rushing (Att - Yds)	30 - 45	39 - 103
Passing (C - Att - Yds - Int)	3 - 9 - 35 - 1	10 - 13 - 124 - 0
Total Offense (Plays - Yds)	39 - 80	52 - 227
Penalties (# - Yds)	1 - 13	7 - 55
Turnovers	5	0

Passing - LR: E. Burchfield 1-5, 1 yd, 1 INT; T. Baker 2-4, 34 yd; **ZBV:** A. Grier 9-11, 127 yd, 1 TD; S. Thompson 0-1; B. Camp 1-1, -3 yd.

Rushing - LR: T. Moore 12-42 yd; A. Doss 7-40 yd; D. Sohn 3-6 yd; T. Caine 1-2 yd; T. Baker 2-(-13 yd); E. Burchfield 5-(-32 yd); **ZBV:** A. Grier 14-46 yd; S. Thompson 8-29 yd; P. Echols 2-16 yd, 1 TD; D. Smothers 1-6 yd, 1 TD; B. Camp 1-5 yd; J. Payne 1-4 yd; J. Burton 2-0 yd; J. Morris 8-0 yd; A. Shabazz 1-(-3 yd); Team 1-0 yd.

Receiving - LR: N. Burnette 3-35 yd; **ZBV:** K. Concepcion 3-24 yd; J. Payne 2-83 yd, 1 TD; J. Morris 2-10 yd; M. Riley 2-10 yd; M. Walker 1-(-3 yd)

AWARDS

Leesville Road Defensive M.O.P. - Treyvon Coleman (DB)

Leesville Road Offensive M.O.P. - Noah Burnette (WR/K)

Zebulon B. Vance Defensive M.O.P. - Dylan Tucker (CB)

Zebulon B. Vance Offensive M.O.P. - Austin Grier (QB)

Most Valuable Player - Zebulon B. Vance - Power Echols (RB/LB)



VISIT
GRRTEESMSP.COM

YOUR SOURCE FOR OFFICIAL
NCHSAA APPAREL

Click Here



OFFICIAL SUPPLIER OF NCHSAA
REGIONAL & STATE CHAMPIONSHIP APPAREL
**MARKETING SPECIAL
PROMOTIONS LLC**
FULL SERVICE SCREEN PRINTING AND EMBROIDERY



1A FOOTBALL CHAMPIONSHIP – Murphy blows by Pamlico for program's ninth title

DURHAM, NC - The Murphy Bulldogs reeled off 21 first quarter points on their way to a 60-27 victory over Pamlico County and the school's ninth NCHSAA football state championship. The win was Head Coach David Gentry's 406th career win, which is second all-time for Head Coaching wins in the NCHSAA.

Murphy's defense got the scoring started when Micah Nelson recovered a Pamlico fumble and returned it 35 yards for a touchdown just 17 seconds into the game. The next possession for Murphy was after another Pamlico turnover, as the Bulldogs started at the Hurricane 34. Six plays later KJ Allen galloped five yards to the end zone and a 14-0 lead.

The Bulldogs built a huge advantage on the ground, racking up 479 yards to just 153 for Pamlico. Allen led the way for Murphy with 153 yards on 18 carries and four touchdowns as he was named the game's Most Valuable Player. Murphy's Devonte Murray also added two touchdowns on his six carries with 106 yards.

Pamlico got on the board for the first time in the latter portion of the first quarter. Senior quarterback Lamont Murray settled into the game and was able to lead his team on a 12-play, 66-yard drive that took 5:28 off the first quarter clock. Murray capped the drive with a seven-yard touchdown run to trim the Murphy lead to 14-7 with 2:54 to go in the first. Four plays later, Murphy stretched their lead back out to 14 when Reid Beal hauled in an 18-yard pass from Micah Nelson with 1:47 to go in the first. Nelson was named Murphy's Most Outstanding Offensive Player as he completed 3 of his 5 pass attempts for 42 yards and a touchdown while running for 49 yards on two carries.


The Bulldogs took a 21-7 lead into the half and came out ready to roll in the third quarter, adding two scores in the frame. Ray Rathburn scored from 11 yards out on the ground to go up 28-7. Five minutes later Allen ripped off a six-yard touchdown run for his second score of the night.

Pamlico did not quit despite trailing 35-7, after a long kickoff return into Murphy territory by Jarrod Ramsey, Murray bought time and found George Jones open over the middle for a 42 yard touchdown pass to make it 35-14 with under a minute to go in the third. Just three plays later, Murray raced 46 yards to the end zone for a touchdown, however the point after failed and Murphy led 41-14.

Murray went back to work for Pamlico, finding room and sprinting for a 17-yard touchdown to make it 41-20 after the point after failed. After touchdown runs by the Bulldogs' Murray and Allen made the score 54-20, Pamlico's Murray launched another touchdown pass, this one from 18 yards out to La-Monti Lewis to trim the lead to 54-27.

Lamont Murray finished the night with 157 yards passing and two scores to go along with 79 yards and two touchdowns on the ground. He was named the Most Outstanding Offensive

Player for the Hurricanes for his efforts. William Lovick was the Hurricanes' Most Outstanding Defensive Player as he tied for the team lead in tackles with nine. Hunter Shope took home Most Outstanding Defensive Player honors for Murphy, racking up nine tackles, 1.5 of them for a loss.



2018 1A Championship Statistics

	1	2	3	4	-	T
Pamlico -	7	0	7	13	-	27
Murphy -	21	0	14	25	-	60

Qtr-Clock SCORING SUMMARY

1 - 11:43	MUR - Micah Nelson 35 yd fumble rec. (Annie-Kate Dalton kick failed)
1 - 8:28	MUR - KJ Allen 5 yd run (Devonte Murray Pass from Nelson)
1 - 2:54	PAM - Lamont Murray 7 yd run (Daniel Fuentes kick)
1 - 1:47	MUR - Reid Beal 18 yd pass from Nelson (Dalton kick)
3 - 7:53	MUR - Ray Rathburn 11 yd run (Dalton kick good)
3 - 2:41	MUR - KJ Allen 6 yd run (Kaitlynn Wheaton kick)
3 - 0:56	PAM - George Jones 42 yd pass from L. Murray (Fuentes kick)
4 - 11:47	MUR - Devonte Murray 46 yd run (Wheaton kick)
4 - 9:41	PAM - L. Murray 17 yd run (Fuentes rush failed)
4 - 7:47	MUR - D. Murray 31 yd run (Dalton kick failed)
4 - 6:59	MUR - KJ Allen 22 yd run (Dalton kick)
4 - 4:06	PAM - La-Monti Lewis 18 yd pass from L. Murray (Fuentes kick)
4 - 3:43	MUR - KJ Allen 18 yd run (Wheaton kick failed)

Team Statistics	PAM	MUR
First Downs	13	27
Rushing (Att - Yds)	42 - 153	49 - 479
Passing (C - Att - Yds - Int)	8 - 15 - 165 - 2	3 - 5 - 42 - 0
Total Offense (Plays - Yds)	57 - 318	54 - 521
Penalties (# - Yds)	4 - 30	2 - 10
Turnovers	3	1

Passing - PAM: L. Murray 8-15; 165 yd; 2 TD; 2 INT; **MUR:** M. Nelson 3-5; 42 yd; 1 TD.

Rushing - PAM: L. Murray 26-79 yd; 2 TD; S. Tutt 11-67 yd; W. Lovick 5-7 yd; **MUR:** KJ Allen 18-153yd, 4 TD; D. Murray 6-106yd, 2 TD; C. Roberts 12-101 yd; R. Rathburn 7-55yd, 1 TD; M. Nelson 2-49 yd; Q. Dockery 1-3 yd; Team 3-12 yd

Receiving - PAM: G. Jones 3-90 yd, 1 TD; S. Tutt 3-49 yd; L. Lewis 1-18 yd, 1TD; W. Lovick 1-8yd; **MUR:** D. Murray 1-24 yd; R. Beal 1-18 yd; J. Dorsey 1-0 yd.

AWARDS

Pamlico Defensive M.O.P. - William Lovick (LB)
Pamlico Offensive M.O.P. - Lamont Murray (QB)
Murphy Defensive M.O.P. - Hunter Shope (LB)
Murphy Offensive M.O.P. - Micah Nelson (QB)
Most Valuable Player - Murphy - K.J. Allen (RB)

1AA FOOTBALL CHAMPIONSHIP – Tarboro runs away from East Surry in second half for second straight state title

RALEIGH, NC – The Tarboro Vikings pulled away with 36 second half points to defeat East Surry 50-10 and win back-to-back state championships at the 1AA level. The win gave the Vikings the program's sixth state championship. The Vikings were dominant on the ground racking up 442 yards rushing, while holding the Cardinals to zero yards rushing in the game.

East Surry jumped out to an early lead as Gunnar Jones recovered a Tarboro fumble and too it 18 yards to the end zone to give the Cardinals a 7-0 lead with 4:02 to go in the first quarter. The Vikings answered on the ensuing possession driving 69 yards in six plays Kimani McDaniels capped off the drive with a 36-yard touchdown run with 47 seconds to go in the quarter to knot the score at 7.

Clifton Joyner, Jr. gave Tarboro their first lead of the game when he scored from 17 yards out on the ground with 8:34 to go in the second quarter. That capped a 29 yard drive took just five plays after a Keon Caudle punt return set Tarboro up with a short field. East Surry sliced into that lead, mounting a 16-play drive that chewed up 6:35 of the second quarter and culminated in a 24-yard field goal by Derek Sutterby to make it 14-10 Tarboro at the half.

The second half was all Vikings as McDaniels opened the third quarter by breaking a 65-yard run for touchdown with 10:16 to go in the quarter. McDaniels long sprint made it 21-10. McDaniels finished the game with 112 yards rushing and two touchdowns as he was named the game's Most Valuable Player.

Just three minutes after McDaniels long run, Joyner, Jr. found pay dirt on a one-yard touchdown run to put the Vikings up 29-10 after the two point conversion attempt was successful. Joyner, Jr. finished the game with 76 yards rushing on 12 carries with two touchdowns as he was named the Most Outstanding Offensive Player for Tarboro.

Caudle added touchdown late in the third quarter, crossing from 40 yards out with just 11 seconds to go in the quarter, putting Tarboro up 36-10. Jaquez Edge scored from four yards out with 9:47 to go in the game, punctuating a six-play, 56-yard drive and extending the Viking lead to 43-10. Caudle closed out the scoring with a 33-yard sprint to the endzone with 4:37 to go in the game to give the Vikings the final 50-10 margin.

Melik Ward was named the Most Outstanding Defensive Player for Tarboro as he racked up 8 tackles, including 2.5 sacks and 3 tackles for loss in the game. For East Surry, Hoyt Bullington led the team in tackles with 19 in the game, including three for loss as he was selected East Surry's Most Outstanding Defensive Player. Jefferson Boaz was the Most Outstanding Offensive Player for East Surry, completing 10 of 20 passes for 122 yards and averaging 38.8 yards per punt.

The NCHSAA is committed to promoting good sportsmanship and with the assistance of North Carolina Farm Bureau are pleased to present Sportsmanship Awards to one member of each Championship team that have exhibited good sportsmanship throughout the 2018 season. Tarboro's winner was senior tight end and defensive back, Kendarius Jenkins. East Surry's selection was senior wide receiver and free safety, Nathan Sheets.



2018 1AA Championship Statistics

	1	2	3	4	-	T
East Surry -	7	3	0	0	-	10
Tarboro -	7	7	22	14	-	50

Qtr-Clock SCORING SUMMARY

1 - 4:02	ES - G. Jones 18 yd fumble recovery (D. Sutterby kick)
1 - 0:47	TAR - K. McDaniels 36 yd run (L. Dupree kick)
2 - 8:34	TAR - C. Joyner Jr. 17 yd run (L. Dupree kick)
2 - 1:52	ES - D. Sutterby 24 yd FG
3 - 10:16	TAR - K. McDaniels 65 yd run (L. Dupree kick)
3 - 7:18	TAR - C. Joyner Jr. 1 yd run (J. Edge rush)
3 - 0:11	TAR - K. Caudle 40 yd run (L. Dupree kick)
4 - 9:47	TAR - J. Edge 4 yd run (L. Dupree kick)
4 - 4:37	TAR - K. Caudle 33 yd run (L. Dupree kick)

Team Statistics	ES	TAR
First Downs	10	19
Rushing (Att - Yds)	26 - 0	49 - 442
Passing (C - Att - Yds - Int)	12 - 26 - 138 - 1	0 - 1 - 0 - 0
Total Offense (Plays - Yds)	52 - 138	50 - 442
Penalties (# - Yds)	6 - 36	11 - 80
Turnovers	1	1

Passing - ES: J. Boaz 10-20, 122 yd, 1 INT; S. Gosnell 2-6, 16 yd; **TAR:** K. McDaniels 0-1.

Rushing - ES: M. Edwards 6-8 yd; L. Ray 6-6 yd; S. Gosnell 8 - 2 yd; E. Wright 2-1 yd; Q. Smith 1-(-3 yd); AJ Bruton 1-(-5 yd); J. Boaz 2-(-9 yd); **TAR:** K. McDaniels 6-112 yd, 2 TD; K. Caudle 9-105 yd, 2 TD; J. Albritton 9 - 89 yd; C. Joyner, Jr. 12-76 yd, 2 TD; J. Edge 9-52 yd, 1 TD; K. Everette, Jr. 1-6 yd; T. Higgs 1-4 yd; W. Johnson 1-(-2 yd).

Receiving - ES: S. Gosnell 4-77 yd; L. Stevens 4-33 yd; D. Mosley 2-12 yd; J. Boaz 1-8 yd; AJ Bruton 1-8 yd.

AWARDS

East Surry Defensive M.O.P - Hoyt Bullington (LB)

East Surry Offensive M.O.P - Jefferson Boaz (QB)

Tarboro Defensive M.O.P - Melik Ward (DL)

Tarboro Offensive M.O.P - Clifton Joyner, Jr. (RB)

Most Valuable Player - Tarboro - Kimani McDaniels (QB)

2A FOOTBALL CHAMPIONSHIP – Reidsville storms from behind in second half to stun Northeastern and complete a perfect season

RALEIGH, NC – The Reidsville Rams stormed from down 14 much of the game to stun Northeastern with a 31-28 win as Zach Baber hit a 24-yard field goal to give Reidsville its first and only lead with just four seconds remaining in the game. The win gave Reidsville their program's 17th NCHSAA Football State Championship, and their second state title in the last three years.

Northeastern took no time to get on the scoreboard, as the Eagles went five plays and 79 yards capped off by a 55-yard touchdown run from Aaron Harris to go up 7-0 on the opening possession. The Eagles tacked on another first quarter score when a deflected pass from Harris found Quasi Thomas who rumbled 22 yards to the end zone to put Northeastern up 14-0 with 1:26 to go in the quarter.

The two teams exchanged turnovers in the second quarter, with Northeastern coughing the ball up in their own red zone before Reidsville's jump pass was intercepted in the end zone on the ensuing play. Another Northeastern turnover, this one an interception in their own end, set Reidsville up with a short field. The Rams capitalized as Breon Pass caught a 19 yard touchdown pass from Kyle Pinnix and the PAT cut the lead Eagles' lead to 14-7 with 9:20 to go in the first half.

Late in the first half, Northeastern stretched their lead back out to 14 as Traveon Freshwater scored from nine yards out to give the Eagles a 21-7 lead with 1:51 to go in the half. The Freshwater touchdown capped off an 11-play, 75-yard drive that saw 5:20 wind off the clock.

Reidsville didn't give up, evening the score at 21 with a pair of third quarter touchdowns while the defense buckled down. Pass grabbed his second touchdown catch from Pinnix, this one a 5 yard grab with 8:09 to go in the third, that trimmed the Eagles lead to 21-13 as the point after failed. Later in the quarter, Pinnix found Logan Graves for a 32 yard scoring strike with 1:32 to go in the third to pull the Rams within a two-point conversion. Pinnix hit Lionel Long for the conversion attempt, knotting the score at 21.

Northeastern quarterback Harris had been explosive all game, and he went off again in the later stages of the fourth quarter, ripping off a 40-yard touchdown run to put the Eagles up 28-21 with 4:14 to play. The Rams quick-strike ability evened the score again quickly as Pinnix hit Demontez Canada for a 37 yard touchdown pass just three plays after the Northeastern score, tying the game at 28 with 3:06 to play.

Pinnix finished the game with nine completions for 116 yards and four touchdowns. He was named the game's Most Valuable Player. Long was named Reidsville's Most Outstanding Offensive Player as he had 103 yards rushing and 21 yards receiving to keep the Rams moving all afternoon. Trell Rankin was selected as the Rams Most Outstanding Defensive Player with six tackles, two of them sacks and a fumble recovery in the game.

Harris was tapped as the Most Outstanding Offensive Player for Northeastern, as he rushed for 175 yards and two touchdowns in the game. He also threw for 47 yards and a score on the afternoon. Robert Ferguson took home Northeastern's Most Outstanding Defensive Player award, leading all players with 15 tackles in the game, adding a pass break-up to his stat line.

The victory gives Reidsville 17 State Championships in the NCHSAA with 23 Championship Appearances. The Rams also hold three Regional Championships from 1961-1971 when play culminated with the regional finals in many classifications. The NCHSAA is committed to promoting good sportsmanship and with the assistance of North Carolina Farm Bureau are pleased to present Sportsmanship Awards to one member of each Championship team that have exhibited good sportsmanship throughout the 2018 season. Northeastern's winner was senior linebacker, Naquan Winslow. Reidsville's selection was senior defensive lineman and running back, J.R. Reynolds.



2018 2A Championship Statistics

	1	2	3	4	-	T
Reidsville -	0	7	14	10	-	31
Northeastern -	14	7	0	7	-	28

Qtr-Clock SCORING SUMMARY

1 - 9:58	NE - A. Harris 55 yd run (A. Teall kick)
1 - 1:26	NE - Q. Thomas 22 yd pass from A. Harris (A. Teall kick)
2 - 9:20	REID - B. Pass 19 yd pass from K. Pinnix (Z. Baber kick failed)
2 - 1:51	NE - T. Freshwater 9 yd run (A. Teall kick)
3 - 8:09	REID - B. Pass 5 yd pass from K. Pinnix (Z. Baber kick failed)
3 - 1:32	REID - L. Graves 32 yd pass from K. Pinnix (L. Long pass from K. Pinnix)
4 - 4:14	NE - A. Harris 40 yd run (A. Teall kick)
4 - 3:06	REID - D. Canada 37 yd pass from K. Pinnix (Z. Baber kick)
4 - 0:04	REID - Z. Baber 24 yd FG

Team Statistics	REID	NE
First Downs	21	17
Rushing (Att - Yds)	42 - 203	45 - 264
Passing (C - Att - Yds - Int)	9 - 26 - 116 - 2	3 - 6 - 47 - 1
Total Offense (Plays - Yds)	68 - 319	51 - 311
Penalties (# - Yds)	7 - 45	9 - 76
Turnovers	2	3

Passing - REID: K. Pinnix 9-25, 116 yd, 4 TD; B. Pass 0-1; **NE:** A. Harris 3-6, 47 yd, 1 TD, 1 INT.

Rushing - REID: T. Canada 18-124 yd; L. Long 14-103 yd; B. Pass 1-8 yd; K. Pinnix 8-(-17 yd); Team 1-(-15 yd) **NE:** A. Harris 16-175 yd, 2 TD; T. Freshwater 17-64 yd, 1 TD; T. Mercer 7-15 yd; Q. Thomas 3-9 yd; M. Lewis III 1-2 yd; Team 1-(-1 yd).

Receiving - REID: B. Pass 3-32 yd, 2 TD; L. Long 2-21 yd; D. Canada 1-37 yd, 1 TD; L. Graves 1-32 yd, 1 TD; T. Canada 1-5 yd; K. Pinnix 1-(-11 yd). **NE:** J. Hinton 2-25 yd; Q. Thomas 1-22 yd, 1 TD.

AWARDS

Northeastern Defensive M.O.P. - Robert Ferguson (DE)
Northeastern Offensive M.O.P. - Aaron Harris (QB)
Reidsville Defensive M.O.P. - Trell Rankin (LB)
Reidsville Offensive M.O.P. - Lionel Long (RB)
Most Valuable Player - Reidsville - Kyle Pinnix (QB)

2AA FOOTBALL CHAMPIONSHIP – Shelby knocks out North Davidson 42-21 to win program's tenth NCHSAA title

RALEIGH, NC - The Shelby Golden Lions jumped out to a 14-0 lead after one quarter and did not look back on their way to doubling up North Davidson 42-21 and winning the school's tenth NCHSAA State Championship in football.

Sophomore linebacker Jack Hollifield got the festivities underway, intercepting a pass and returning it 93 yards for a touchdown with 6:23 to go in the first quarter, putting Shelby up 7-0. Hollifield was named the Golden Lions Most Outstanding Defensive Player with nine tackles, a tackle for loss, a pass break-up and the 93 yard interception return for score.

The Golden Lion defense then forced a three-and-out on the ensuing Knights possession, and after a nice punt return Shelby had exceptional field position to start their drive at the Knights 38. Diavonni Daley capped off the 5-play, 38-yard drive with a 20-yard touchdown catch from Isaiah Bess to put the Lions in front 14-0.

Shelby kept the foot on the gas pedal to start the second quarter, as Daley hauled in a 22-yard pass from Bess to cap a nine-play, 54-yard drive and give the Lions a 21-0 advantage with 10:45 to play in the first half. Bess finished the contest with 192 yards and three touchdown passes as he completed 17 of his 26 pass attempts and was named the game's Most Valuable Player. Daley hauled in six passes for 103 yards and two touchdowns as he was selected as Shelby's Most Outstanding Offensive Player in the game.

North Davidson responded on their next possession, sprinting 72 yards in just 8 plays and two minutes. The Knights got on the board with Devon Welch's three-yard touchdown plunge to trim the Shelby lead to 21-7 which is how the teams entered the locker room at the half.

The Lions started to pull away for good with an 18-yard touchdown pass by Bess to Fabian Pettis with 2:15 to go in the third. That touchdown finished off a 10-play 63-yard drive that chewed up 4:07 of clock. The Knights answered right back with an 11-play drive of their own that went 50 yards and spanned 4:45 to cut the lead to 28-14 when Jackson Perrell scored on a three-yard touchdown run.

The two teams traded scores for the rest of the contest with Donye Fuller plunging in from a yard out for the Golden Lions before Gage Williams recovered a Shelby fumble, rumbling 15 yards for a score to trim the Shelby lead back to 14 at 35-21 and 4:48 to go. Jaylon Scott put the game away for the Golden Lions when he scored from one yard out to polish off a 9-play, 49-yard drive at the 1:15 mark of the final quarter.

The North Davidson defense was led by Blake Stephens who collected 10 tackles on the game including 3.5 sacks and 4 tackles for loss. He is also credited with a pass break-up and quarterback hurry in the game as he was named North Davidson's Most Outstanding Defensive Player. The Knight was led by Themus Fulks who was named the Most Outstanding Offensive Player for the Knights with eight receptions for 146 yards on the afternoon.

The NCHSAA is committed to promoting good sportsmanship and with the assistance of North Carolina Farm Bureau are pleased to present Sportsmanship Awards to one member of each Championship team that have exhibited good sportsmanship throughout the 2018 season. North Davidson's winner was defensive back, Evan Vanmeter. Shelby's selection was senior defensive lineman and linebacker, Tre Jolly.



2018 2AA Championship Statistics

	1	2	3	4	-	T
Shelby -	14	7	7	14	-	42
North Davidson -	0	7	0	14	-	21

Qtr-Clock SCORING SUMMARY

1 - 6:23	SH - J. Hollifield 93 yd INT return (C. Sheeley kick)
1 - 3:03	SH - D. Daley 20 yd pass from I. Bess (C. Sheeley kick)
2 - 10:45	SH - D. Daley 22 yd pass from I. Bess (C. Sheeley kick)
2 - 8:38	ND - D. Welch 3 yd run (C. Skotthy kick)
3 - 2:15	SH - F. Pettis 18 yd pass from I. Bess (C. Sheeley kick)
4 - 9:24	ND - J. Perrell 3 yd run (J. Marion kick)
4 - 7:56	SH - D. Fuller 1 yd run (C. Sheeley kick)
4 - 4:48	ND - G. Williams 15 yd fumble recovery (C. Skotthy kick)
4 - 1:15	SH - J. Scott 1 yd run (C. Sheeley kick)

Team Statistics	SH	ND
First Downs	19	14
Rushing (Att - Yds)	41 - 100	19 - 61
Passing (C - Att - Yds - Int)	17 - 26 - 192 - 3	19 - 40 - 227 - 3
Total Offense (Plays - Yds)	67 - 292	59 - 288
Penalties (# - Yds)	8 - 84	4 - 50
Turnovers	4	4

Passing - SH: I. Bess 17-26, 192 yd, 3 TD; 3 INT **ND:** L. Moore 19-39, 227 yd, 3 INT; T. Fulks 0-1.

Rushing - SH: D. Fuller 26-93 yd, 1 TD; J. Scott 5-40 yd, 1 TD; T. Scott 3-26 yd; K. Huskey 1-0 yd; I. Bess 5-(-25 yd); Team 1-(-34 yd). **ND:** L. Moore 10-41 yd; M. Johnson 5-14 yd; D. Welch 1-3 yd, 1 TD; J. Perrell 1-3 yd, 1 TD; D. Green 2-0 yd

Receiving - SH: D. Daley 6-103 yd, 2 TD; D. Fuller 4-7 yd; J. Mitchell 3-24 yd; S. Eaves 2-23 yd; F. Pettis 1-18 yd, 1 TD; Z. Cherry 1-17 yd. **ND:** T. Fulks 8-146 yd; J. Dalton 4-33 yd; R. Patrick 4-31 yd; M. Everhart 2-18 yd; J. Perrell 1-0 yd.

AWARDS

North Davidson Defensive M.O.P. - Blake Stephens (DL)
North Davidson Offensive M.O.P. - Themus Fulks (WR)
Shelby Defensive M.O.P. - Jack Hollifield (LB)
Shelby Offensive M.O.P. - Diavonni Daley (WR)
Most Valuable Player - Shelby - Isaiah Bess (QB)

3A FOOTBALL CHAMPIONSHIP – Charlotte Catholic goes back-to-back with a hard-fought 17-14 win over Jacksonville

CHAPEL HILL, NC – Charlotte Catholic took the 3A Championship in come-from-behind fashion, edging a tough-nosed Jacksonville team 17-14 to win the school's sixth state championship and second straight. What started as an offensive feeling game, turned into the expected defensive battle with Catholic scoring the only second half points, a touchdown with just under five minutes to play, that put the Cougars in front for good by the final margin.

After a defensive stalemate for the majority of the second half, the Cougars opened up the offense a bit, throwing three passes on the decisive drive. The final blow was struck by Chris Walton when he stepped up and aired it out for Michael Neel on a crossing route. Neel hauled in the throw and cruised into the end zone with 4:55 to play, putting Catholic on top 17-14. Walton finished the game 6-11 for 144 yards and a touchdown.

Charlotte Catholic made a nine-play opening drive that chewed up 4:23 of the first quarter and stalled after 42 yards. George Griggs III hit an important 34-yard field goal to open the scoring and give the Cougars a 3-0 lead. Jacksonville answered right back as quarterback Justyn Benton broke off a 48 yard run on the Cardinals first play from scrimmage. He finished off the drive, scrambling out of the pocket to his left and finding an open Kendrick Blake, Jr. for a 22 yard touchdown toss, putting the Cardinals in front 7-3 with 5:23 to go in the first quarter.

The two teams settled in a bit before Benton was intercepted by Brian Jacobs, who returned the ball to the Jacksonville 49, stunting the mounting momentum and drive by the Cardinals and setting the Cougars up with a short field. Jacobs had several key tackles in addition to his key interception and was named the game's Most Valuable Player.

Following the interception, Charlotte Catholic quarterback Walton hit Adam Robbe for 42 yards down the sideline, putting the Cougars inside the opponent's ten-yard line. Two plays later, Lamagea McDowell cashed in from five yards out to give the Cougars a 10-7 lead with 11:12 to go in the second quarter. McDowell finished the game with 76 yards on 17 carries with the touchdown and was named Charlotte Catholic's Most Outstanding Offensive Player.

Jacksonville responded on the next drive, mounting a 15-play, 74-yard drive that knawed 6:59 off the clock. The Cardinals ran the ball every play of the drive, featuring Benton, Kijeir Finister or Graham Brinker the majority of the plays. With 4:13 to go in the half, it was Brinker that scored from five yards out to give the Cardinals a 14-10 halftime advantage.

Neither team was able to mount much in the second half, as field position flipped in favor of Catholic during the third quarter. The Cougars intercepted a pass, and drove down to the two yard line with five straight running plays before McDowell coughed up the ball as he powered toward the end zone and the Cardinals were able to fall on it.

Benton finished up the day for the Cardinals as the team's Most Outstanding Offensive Player. He was solid on the ground with 105 yards on the day and completed passes for 39 yards and a touchdown. Defensively the Jacksonville side was led by Milton Chandler who had 4.5 tackles and an interception on the way to being named the Most Outstanding Defensive Player for the Cardinals.

Nick King was the leading tackler for Charlotte Catholic with 6.5 tackles in the game, and was named the Cougars Most Outstanding Defensive Player. The Cougars claimed the program's sixth Football State Championship, and second straight.

The NCHSAA is committed to promoting good sportsmanship and with the assistance of North Carolina Farm Bureau are pleased to present Sportsmanship Awards to one member of each Championship team that have exhibited good sportsmanship throughout the 2018 season. Jacksonville's winner was senior quarterback, Justyn Benton. Charlotte Catholic's selection was senior nose guard and running back, Ari Rodriguez.



2018 3A Championship Statistics

	1	2	3	4	-	T
Charlotte Catholic -	3	7	0	7	-	17
Jacksonville -	7	7	0	0	-	14

Qtr-Clock SCORING SUMMARY

1 - 7:37	CC - Geo. Griggs III 34 yd FG
1 - 5:23	JAX - K. Blake Jr. 20 yd pass from J. Benton (C. Jones kick)
2 - 11:12	CC - L. McDowell 5 yd run (Geo. Griggs III kick)
2 - 4:13	JAX - G. Brinker 5 yd run (C. Jones kick)
4 - 4:55	CC - M. Neel 22 yd pass from C. Walton (Geo. Griggs III kick)

Team Statistics	CC	JAX
First Downs	10	13
Rushing (Att - Yds)	34 - 108	48 - 214
Passing (C - Att - Yds - Int)	6 - 11 - 144 - 0	3 - 8 - 39 - 2
Total Offense (Plays - Yds)	45 - 252	56 - 253
Penalties (# - Yds)	1 - 5	4 - 46
Turnovers	1	2

Passing - CC: C. Walton 6-11, 144 yd, 1 TD; **JAX:** J. Benton 3-8, 39 yd, 1 TD.

Rushing - CC: L. McDowell 17-76 yd, 1 TD; P. Neel 11-29 yd; M. Neel 4-6 yd; C. Walton 2-(-3 yd). **JAX:** J. Benton 17-105 yd; G. Brinker 15-79 yd; K. Finister 15-24 yd; T. Brown 1-6 yd.

Receiving - CC: A. Robbe 2-56 yd; B. Jacobs 2-38 yd; P. Neel 1-28 yd; M. Neel 1-22 yd, 1 TD. **JAX:** K. Blake Jr. 2-27 yd, 1 TD; T. Brown 1-12 yd.

AWARDS

Jacksonville Defensive M.O.P. - Milton Chandler (DB)

Jacksonville Offensive M.O.P. - Justyn Benton (QB)

Charlotte Catholic Defensive M.O.P. - Nick King (DL)

Charlotte Catholic Offensive M.O.P. - Lamagea McDowell (RB)

Most Valuable Player - Charlotte Catholic - Brian Jacobs (DB)

3AA FOOTBALL CHAMPIONSHIP – Weddington blitzes Southeast Guilford to win second title

CHAPEL HILL, NC – The Weddington Warriors struck first, and struck often, as they ripped off a 27-14 victory over Southeast Guilford to claim the school's second state football championship. James Shipley starred offensively and defensively for the Warriors, with an interception and return that set up a fourth quarter score to go with a 50 yard touchdown pass on a reverse pass and an 8 yard touchdown catch from his receiver spot. With ten receptions for 113 yards, as well as contributions in other areas, he was named the game's Most Valuable Player.

Southeast Guilford's opening drive stalled and James Shipley returned the punt to the Falcon 37 yardline, setting Weddington up in excellent field position for their first possession. After a procedure penalty backed the Warriors up five yards, Whitner Litton lofted a pass to Max Brimigion down the left sideline for a 42 yard score to put the Warriors up 7-0 with 9:25 to go in the first quarter.

The Warriors second possession was a bit more of a sustained effort, as they went 64 yards in seven plays capped off by a bit of trickiness. Wide Receiver James Shipley took the reverse handoff and set up to throw long to a wide open Will Shipley who took it the rest of the way 50 yards down the left sideline for a score to go up 14-0 with 2:29 to go in the first quarter.

In the second quarter, James Shipley found the endzone on the receiving end of an eight yard pass from Litton with 8:52 to play in the half. The PAT was blocked and the Warriors led 20-0. SE Guilford intercepted a screen pass midway through the second, which swung some momentum back the Falcons way. They mounted their best drive, chewing up over five minutes of clock with Ryan Douglas helping power the rushing attack. However, with time winding down in the half the drive stalled and a 44 yard field goal attempt was no good.

Southeast Guilford recovered a Weddington fumble in the early part of the third quarter, setting up the Falcons with a short field on the Warrior 36 yard line. Southeast scored four plays later as Douglas rushed across the goal line from 12 yards out to make it 20-7 with 6:42 to go in the third.

The Falcons were intercepted to start the fourth quarter, and James Shipley returned it to the Falcon five yard line. Two plays later Weddington cashed in the turnover on a Will Shipley one yard run to go up 27-7 with 11:01 to play. After the two teams traded possessions, Southeast Guilford took a shot deep and Douglas hooked up with Tyler Hoff who took it 83 yards to the endzone to trim the Warrior lead to 27-14 with 6:19 to play.

Douglas was named Southeast Guilford's Most Outstanding Offensive Player with 126 yards through the air and a touchdown to go with his 86 yards and a score on the ground. Quantez Mansfield was the defensive Most Outstanding Player for the Falcons with six tackles including one sack and an interception from his defensive line spot.

Weddington's Most Outstanding Offensive Player was Whitner Litton as the quarterback threw for 172 yards and two touchdowns while completing 67% of his passing attempts. The defensive Most Outstanding Player for the Warriors was Eamon Murphy who led the team in tackles with 9 and intercepted a pass, returning it deep into Falcon territory to set up the final Weddington score.

The NCHSAA is committed to promoting good sportsmanship and with the assistance of North Carolina Farm Bureau are pleased to present Sportsmanship Awards to one member of each Championship team that have exhibited good sportsmanship throughout the 2018 season. Southeast Guilford's winner was senior offensive lineman, Jacob Rapp. Weddington's selection was senior wide receiver and defensive back, Aiden Brosterhous.



2018 3AA Championship Statistics

	1	2	3	4	-	T
Weddington -	14	6	0	7	-	27
Southeast Guilford -	0	0	7	7	-	14

Qtr-Clock SCORING SUMMARY

1 - 9:25	WED - M. Brimigion 42 yd pass from W. Litton (I. Williams kick)
1 - 2:29	WED - W. Shipley 50 yd pass from J. Shipley (I. Williams kick)
2 - 8:52	WED - J. Shipley 8 yd pass from W. Litton (I. Williams kick blocked)
3 - 6:42	SEG - R. Douglas 12 yd run (I. Williams kick)
4 - 11:01	WED - W. Shipley 1 yd run (I. Williams kick)
4 - 6:19	SEG - T. Hoff 83 yd pass from R. Douglas (J. Medlin kick)

Team Statistics	WED	SEG
First Downs	15	11
Rushing (Att - Yds)	38 - 40	33 - 127
Passing (C - Att - Yds - Int)	13 - 19 - 222 - 1	5 - 21 - 126 - 3
Total Offense (Plays - Yds)	57 - 262	54 - 253
Penalties (# - Yds)	6 - 39	11 - 58
Turnovers	5	3

Passing - WED: W. Litton 12-18, 172 yd, 2 TD, 1 INT; J. Shipley 1-1, 50 yd, 1 TD; **SEG:** R. Douglas 5-21, 126 yd, 1 TD, 3 INT.

Rushing - WED: W. Shipley 12-49 yd, 1 TD; J. Shipley 3-5 yd; W. Dixie 18-2 yd; W. Litton 2-(-16 yd); Team 3-0 yd. **SEG:** R. Douglas 19-86 yd, 1 TD; J. Fairley 5-20 yd; C. Stephens 6-17 yd; B. King 2-3 yd; A. Douglas 1-1 yd.

Receiving - WED: J. Shipley 10-113 yd, 1 TD; W. Shipley 1-50 yd, 1 TD; M. Brimigion 1-42 yd, 1 TD; E. Murphy 1-17 yd. **SEG:** A. Douglas 2-22 yd; T. Hoff 1-83 yd, 1 TD; J. Stockham 1-14 yd; Z. Byrd 1-7 yd.

AWARDS

Southeast Guilford Defensive M.O.P. - Quantez Mansfield (DL)

Southeast Guilford Offensive M.O.P. - Ryan Douglas (QB)

Weddington Defensive M.O.P. - Eamon Murphy (DB)

Weddington Offensive M.O.P. - Whitner Litton (QB)

Most Valuable Player - Weddington - James Shipley (WR/ATH)

4A FOOTBALL CHAMPIONSHIP – East Forsyth stuns Scotland late for 35-28 victory

DURHAM, NC – East Forsyth came from behind twice in the second half to tie Scotland, eventually taking the lead with just 2:45 to play and hanging on for a 35-28 victory and the school's second state championship.

Scotland had the game's opening possession and they made the most of it as the Scots drove 62 yards in 16 plays using the first 7:50 of the game. Syheam McQueen pushed it across the goal line on a two-yard dive to give the Scots the lead on the first of his two touchdowns.

East Forsyth responded with the next two scores. Micah Crowell scored on a four-yard run with 2:17 to go in the first quarter to tie the game at 7. Ronald Jackson, Jr. then plunged in from three yards out to put the Eagles in front 14-7 with 10:03 to go in the second quarter.

Scotland mounted another incredible drive spanning 13 plays and crossing 57 yards before McQueen tied the game at 14 on a three yard touchdown run with 4:05 to go in the half. Just under two minutes later, East Forsyth surged back in front 21-14 as Ty'Shaun Lyles hit Nick Childs for a 51-yard touchdown strike with 2:12 to go in the half.

Scotland sped down the field in the final two minutes of the half. The Scots ripped off a 66 yard drive in nine plays with Mandrell Johnson sliding in the end zone from two yards out with just two seconds to spare before halftime, tying the score at 21.

Both teams went scoreless through the third quarter, setting the stage for an explosive fourth quarter. Scotland pushed back in front as Joseph McKoy cashed in on a one-yard touchdown run to polish off an eight-play, 60-yard scoring drive and put Scotland up 28-21 with just 10:14 to play.

East Forsyth came alive in the final minutes as Lyles hooked up with Mizell Hall twice for scoring strikes to surge in front 35-28. The first of the two touchdown passes came as Lyles scrambled towards the right sideline, spotting Hall open in the middle of the field and throwing against his body to make the play. Hall pulled the lofted pass in and scampered the rest of the 22 yards into the endzone to tie the game at 28 with 6:03 to go. Then with 2:45 to play, Lyles spotted Hall uncovered in the formation and called for the snap before the play had even been relayed to his teammates, Hall pulled in the quick pass and scurried 14 yards into the left corner of the end zone to put the Eagles on top by the decisive 35-28 margin.

Lyles was named the game's Most Valuable Player, completing 10 of his 17 passes for 169 yards and three touchdowns including the game winner. Hall was the Eagles Most Outstanding Offensive Player with four receptions for 56 yards and the two game-altering scores. Javon Cobb was the leading tackler for East Forsyth, credited with 13 tackles on the game and chosen as East Forsyth's Most Outstanding Defensive Player.

Kavon Green was selected as the Most Outstanding Defensive Player for the Scots. Green was tied for the team lead in tackles with four and also pulled in an interception, returning it 15 yards. Joseph McCoy was tapped as Scotland's Most Outstanding Offensive Player, responsible for 104 rushing yards and a touchdown on 23 carries.

The NCHSAA is committed to promoting good sportsmanship and with the assistance of North Carolina Farm Bureau are pleased to present Sportsmanship Awards to one member of each Championship team that have exhibited good sportsmanship throughout the 2018 season. Scotland's winner was senior offensive lineman, Tra'von McLean. East Forsyth's selection was senior defensive back, Khalil Baker.



2018 4A Championship Statistics

	1	2	3	4	-	T
Scotland -	7	14	0	7	-	28
East Forsyth -	7	14	0	14	-	35

Qtr-Clock SCORING SUMMARY

1 - 4:10	SC - S. McQueen 2 yd run (A. Oswald kick)
1 - 2:17	EF - M. Crowell 4 yd run (A. Conrad kick)
2 - 10:03	EF - R. Jackson Jr. 3 yd run (A. Conrad kick)
2 - 4:05	SC - S. McQueen 3 yd run (A. Oswald kick)
2 - 2:12	EF - N. Childs 51 yd pass from T. Lyles (A. Conrad)
2 - 0:02	SC - M. Johnson 2 yd run (A. Oswald kick)
4 - 10:14	SC - J. McKoy 1 yd run (A. Oswald kick)
4 - 6:03	EF - M. Hall 22 yd pass from T. Lyles (A. Conrad kick)
4 - 2:45	EF - M. Hall 14 yd pass from T. Lyles (A. Conrad kick)

Team Statistics	SC	EF
First Downs	19	20
Rushing (Att - Yds)	57 - 215	26 - 138
Passing (C - Att - Yds - Int)	6 - 13 - 71 - 1	10 - 17 - 169 - 1
Total Offense (Plays - Yds)	70 - 286	43 - 307
Penalties (# - Yds)	6 - 48	5 - 45
Turnovers	1	2

Passing - SC: M. Johnson 4-11, 51 yd, 1 INT; J. Smith 1-1, 11 yd; S. McQueen 1-1, 9 yd. **EF:** T. Lyles 10-17, 169 yd, 3 TD, 1 INT.

Rushing - SC: J. McKoy 23-104 yd, 1 TD; S. McQueen 20-67 yd, 2 TD; M. Johnson 9-36 yd, 1 TD; T. Thomas 1-20 yd; J. Smith 1-6 yd; D. Dockery 1-3 yd; R.J. Nicholson 1-1 yd; Team 1-(-22 yd). **EF:** R. Smith 7-80 yd; A. Marshall 9-28 yd; M. Crowell 2-11 yd, 1 TD; C. Chaplin 1-10 yd; T. Lyles 4-5 yd.; R. Jackson Jr. 3-4 yd, 1 TD.

Receiving - SC: J. Smith 4-51 yd; S. McQueen 1-11 yd; L. McNeill 1-9 yd; **EF:** N. Childs 6-113 yd, 1 TD; M. Hall 4-56 yd, 2 TD.

AWARDS

Scotland Defensive M.O.P. - Kavon Green (LB)
Scotland Offensive M.O.P. - Joseph McCoy (RB)
East Forsyth Defensive M.O.P. - Javon Cobb (LB)
East Forsyth Offensive M.O.P. - Mizell Hall (WR)
Most Valuable Player - East Forsyth - Ty'Shaun Lyles (QB)

4AA FOOTBALL CHAMPIONSHIP – Wake Forest wins their third straight with stingy defense in 9-7 win over Charlotte Vance

DURHAM, NC - The Wake Forest Cougars wrapped up a third consecutive perfect season with a 9-7 win in a defensive struggle for the 4AA State Championship with a tough Zebulon B. Vance team. Wake Forest nipped Vance with a safety in the final minute of the fourth quarter, surging into the lead for the first time late in the game and securing their 45th consecutive win.

Vance jumped into the lead on the second play of the game when Nyier Clark hauled in a 53 yard pass for a touchdown from Nigel Summerville to give Vance the lead 7-0 just 23 seconds into the ball game.

The two-time defending 4AA Champions from Wake Forest did not stay behind long, as after the teams traded possessions, Wake Forest mounted a 13 play, 52 yard drive that chewed up 5:45 off the first quarter clock. In typical Wake Forest fashion, the sustained drive was capped off by a three yard touchdown run by Marquel Haywood, knotting the game at 7 with 1:36 to go in the first quarter.

Neither team scored for the balance of the game, with two defenses locked in a tightly contested field position battle for much of the rest of the game. In the closing minutes, the field position flipped in favor of the Wake Forest side when a 22 yard field goal attempt to potentially win the game was blocked by Vance and recovered by Vance at their own two yard line.

In the shadow of their own goalposts, Vance mishandled the ball in the endzone, and in the chaos that ensued, the Wake Forest defense swarmed to the ball, tackling the quarterback in the endzone with just 32 seconds left for a safety and the decisive two points, lifting Wake Forest to a 9-7 win.

Vance was led by Most Outstanding Defensive Player Solomon Sutton, Jr. who had eight tackles in the game. Nyier Clark was chosen as the Most Outstanding Offensive Player for Vance with his five receptions for 78 yards and the lone Vance touchdown.

Wake Forest quarterback Mateo Sudipo was named the game's Most Valuable Player with his 8 for 15 performance amassing 71 yards on the night. Sudipo also intercepted a pass on the night, returning it for 46 yards and had a pass break up. The Most Outstanding Offensive player for Wake Forest was Maquel Haywood who rushed ten times for 20 yards and the lone Wake Forest touchdown of the game. Chance Smith was tapped as the Most Outstanding Defensive Player from Wake Forest, leading the team with seven tackles including one sack.

The NCHSAA is committed to promoting good sportsmanship and with the assistance of North Carolina Farm Bureau are pleased to present Sportsmanship Awards to one member of each Championship team that have exhibited good sportsmanship throughout the 2018 season. Wake Forest's winner was senior tight end, Noah Krogh. Vance's selection was senior lineman, Bryson Webb.



2018 4AA Championship Statistics

	1	2	3	4	-	T
Wake Forest -	7	0	0	2	-	9
North Duplin -	7	0	0	0	-	7

Qtr-Clock SCORING SUMMARY

1 - 11:37	VAN - N. Clark 53 yd pass from N. Summerville (J. Palacios kick)
1 - 1:36	WF - M. Haywood 3 yd run (N. Parris kick)
4 - 0:32	WF - WF Team Safety

Team Statistics	WF	VAN
First Downs	11	7
Rushing (Att - Yds)	42 - 126	25 - 50
Passing (C - Att - Yds - Int)	8 - 15 - 71 - 1	8 - 19 - 103 - 1
Total Offense (Plays - Yds)	57 - 197	44 - 153
Penalties (# - Yds)	4 - 26	5 - 33
Turnovers	1	1

Passing - WF: M. Sudipio 8-15, 71 yd, 1 INT; **VAN:** N. Summerville 8-19, 103 yd, 1 TD, 1 INT.

Rushing - WF: D. Jones II 12-58 yd; K. Rodgers 11-52 yd; M. Haywood 10-20 yd, 1 TD; M. Sudipo 5-4 yd; C. Glover 1-(-5 yd); Team 3-(-3 yd). **VAN:** J. Morris 11-70 yd; J. Cooper 4-4 yd; A. White Jr. 5-1 yd; N. Clark 1-(-1 yd); J. Gaither Jr. 1-(-2 yd); N. Summerville 2-(-20 yd); Team 1-(-2 yd).

Receiving - WF: M. Haywood 4-38 yd; T. Kenion 2-18 yd; D. Jones II 1-14 yd; K. Rodgers 1-1 yd. **VAN:** N. Clark 5-78 yd, 1 TD; Z. Kenney 2-23 yd; J. Hudson 1-2 yd.

AWARDS

Zebulon B. Vance Defensive M.O.P. - Solomon Sutton, Jr. (LB)
Zebulon B. Vance Offensive M.O.P. - Nyier Clark (WR)
Wake Forest Defensive M.O.P. - Chance Smith (LB)
Wake Forest Offensive M.O.P. - Maquel Haywood (RB)
Most Valuable Player - Wake Forest - Mateo Sudipo (QB)

AMERICA'S SOURCE FOR HIGH SCHOOL SPORTS.

MAXPREPS



DOWNLOAD THE FREE MAXPREPS APP

View, enter + edit your team's info all in one place.



Download on the
App Store



GET IT ON
Google Play



MaxPreps is a proud partner of the North Carolina High School Athletic Association



CHAMPIONSHIP GAME NEUTRAL SITE RECORDS



"Modern Era" Records beginning in 1989; updated through 2021 Championships

TEAM RECORDS

Most points, two teams combined

Game: 109 (Dudley 69, J.H. Rose 40, 12/10/21 at Kenan)
98 (Western Alamance 62, N. Gaston 36, 12/8/07 at Kenan)

Most points, one team

Game: 68, Reidsville (vs. Bandys 12/6/03 at Carter-Finley)
Half: 42, Dudley (1st half vs. J.H. Rose, 12/10/21 at Kenan)
42, Reidsville (2nd half vs. Bandys 12/6/03 at Carter-Finley)
42, Butler (1st half vs. Jack Britt 12/1/12 at Kenan)
42, Mallard Creek (1st half vs. Page 12/12/15 at Carter-Finley)
Quarter: 35, Mallard Creek (2nd quarter vs. Page 12/12/15 at Carter-Finley)

Most yards, total offense, two teams combined:

1,130 (North Gaston 575, Western Alamance 555, Western 62-36 on 12/8/07 at Kenan)

Most yards, total offense, one team, game:

622, Reidsville (vs. Bandys at Carter-Finley 12/6/03);
618, Northern Guilford (vs. Char. Catholic at BB&T Field 12/1/12)

Most yards rushing, one team, game:

542, Northern Guilford (vs. Char. Catholic at Carter-Finley, 12/1/12)

Most yards passing, one team, game:

478, East Surry (vs. Tarboro at BB&T Field, 12/14/19)
398, Reidsville (vs. Bandys at Carter-Finley, 12/6/03)

Most plays, one team, game:

82, South Point (vs. South Johnston 12/11/09)
80, A.C. Reynolds (vs. New Hanover 12/9/17)
80, Murphy (vs. Wallace-Rose Hill 12/11/10)
74, Bertie (vs. High Point Central 12/8/95)
74, Rosman (vs. North Edgecombe 12/13/97)
74, Wallace-Rose Hill (vs. Albemarle 12/15/01)

Most passes attempted, one team, game:

47, West Craven (25 of 47, 12/13/08, West Rowan 35-7)
45, Williamston (22 of 45, 12/14/01, Swain 38-19)

Most passes completed, one team, game:

33, East Surry (33 of 42, 12/14/19, vs. Tarboro, W 49-21)
29, A.C. Reynolds (29 of 50, 12/9/17, New Hanover 17-27)
25, West Craven (25 of 47, 12/13/08, West Rowan 35-7)
25, Cummings (25 of 35, 12/7/90, Cummings 32-26)
25, Independence (25 of 44, 12/9/00, Independence 24-19)

Most passes attempted, two teams combined, game:

73 (Kinston 41, Shelby 32, 12/12/15 at Carter-Finley, Shelby 57-21)

Most passes completed, two teams combined, game:

41 (A.C. Reynolds 29 completions, New Hanover 12 completions, 12/9/18, New Hanover 27-17)
35, (Tarboro 2 completions, East Surry 33, 12/14/19, ES 49-21)
34 (Bertie 15 completions, Ragsdale 19, 12/8/00, Bertie 32-15)

Most interceptions by:

6, Swain County (vs. Williamston 2001)
5, West Rowan (vs. West Craven 12/13/08)

Fewest total yards allowed, game:

39 by Shelby vs. Salisbury 12/14/19 (Shelby 34-0)
49 by Robbinsville vs. Lakewood 12/12/92 (Robbinsville 35-0)

Fewest rushing yards allowed, game:

-29 by Mallard Creek vs. Page 12/12/15 at Carter-Finley (Mallard Creek 49-6)
-16 by Z.B. Vance vs. Rolesville 5/8/21 at C-F (Vance 35-14)
-9 by Concord vs. Wilson Hunt 12/11/04 at Groves (Concord 27-0)
-6 by Shelby vs. Salisbury at BB&T (12/14/19 (Shelby 34-0)
-5 by Rose vs. Mount Tabor at Groves (12/6/03 (Rose 51-7)
-2 by Crest vs. Eastern Randolph at Kenan 12/6/03 (Crest 40-0)

Fewest passing yards allowed, game: most recent

-6 by Murphy vs. Northside-Pinetown (5/8/21, Murphy 14-7)
0 Has occurred 12 times: (0 yard team listed first)
Tarboro vs. Mitchell (12/11/21, Tarboro 28-7);
Tarboro vs. Mount Airy (12/9/17, Tarboro 32-7);
Robbinsville vs. Lakewood 12/12/92 (Robbinsville 35-0)
West Charlotte vs Douglas Byrd 12/9/95 (West Charlotte 20-13)
North Edgecombe vs. Starmount 12/12/98 (Starmount 22-20)
Graham vs. Northside 12/9/00 (Graham 31-6)
Carver vs. Fike 12/14/02 (Carver 34-0 at Carter-Finley)
Cummings vs. Southwest Onslow 12/6/03 (SW Onslow 20-14)
Swain vs. Southside 12/11/04 (Swain 16-14)
Lincolnton vs. Clinton 12/10/05 (Clinton 13-6)
Southern Vance vs. Shelby 12/9/06 (Shelby 27-24)
Douglas Byrd vs. Seventy-First 12/13/08 (Seventy-First 28-7)
Tarboro vs. Mountain Heritage 12/11/09 (Tarboro 28-3)

Individual Rushing

Most Yards Rushing - Top 12	Year	Att	Yds	TD	Location
1. T.J. Logan, Northern Guilford	2012	28	510	8	Carter-Finley
2. D'Brian Hudgins, Williamston	1999	29	317	4	Kenan
3. Tre' Harbison, Crest	2015	24	295	7	Kenan
4. T.A. McLendon, Albemarle	2001	31	289	7	Kenan
5. Andre Brown, Rose	2003	27	270	3	BB&T
6. Princeton Brooks, North Gaston	2007	17	269	3	Kenan
7. Johnnie Glaspie, Wallace-Rose Hill	2015	25	261	5	BB&T
8. Kanye Roberts, Wallace-Rose Hill	2021	26	253	5	Carter-Finley
9. Will Shipley, Weddington	2019	26	256	4	Carter-Finley
10. Jamil Miller, Cummings	2006	17	244	5	BB&T
11. Jamal Edwards, Dudley	2002	28	243	3	Carter-Finley
12. Todd Gurley II, Tarboro	2011	21	242	4	Carter-Finley
13. Kevin Parks, West Rowan	2008	24	219	3	BB&T



CHAMPIONSHIP GAME NEUTRAL SITE RECORDS



Individual Passing

Most Yards Passing	Year	Comp	Att	Yds	Int	TD	Location
1. Jefferson Boaz, East Surry	2019	33	42	478	0	7	BB&T
2. Raymius Smith, Swain	2012	22	35	426	2	2	Carter-Finley
3. Chris Leak, Independence	2000	25	44	359	1	3	Kenan
4. Kendon Doe, Reidsville	2003	22	35	336	0	2	Carter-Finley
5. Kendall Hinton, Southern Durham	2013	17	25	332	0	4	BB&T
6. Tedarrius Wiley, Richmond	2008	20	25	325	0	4	Kenan
7. Randall Rankins, Bertie	2000	15	22	322	1	3	Kenan
8. Daylin Lee, Shelby	2021	20	26	313	0	5	Carter-Finley
9. Anthony Crews, Reidsville	2002	16	35	311	0	3	BB&T
10. Riley Ferguson, Butler	2012	20	29	301	0	5	Kenan
11. Donnie Davis, Cummings	1990	25	35	304	1	4	Kenan
12. Brad Roach, Williamston	2001	22	45	304	6	2	Kenan
13. Chris Leak, Independence	2001	13	27	298	1	4	Kenan
14. Tyrell Houghton, Reidsville	2009	16	24	291	0	3	Kenan

Other Individual Marks

Most yards total offense:

510, T.J. Logan, Northern Guilford (510 rushing) vs. Charlotte Catholic 2012 at Carter-Finley
 475, Jefferson Boaz, East Surry (478 passing, -3 rushing) vs. Tarboro 2019 at BB&T
 453, Raymius Smith, Swain (426 passing, 27 rushing vs. SW Onslow 2012 at Carter-Finley
 448, Anthony Crews, Reidsville (311 passing, 137 rushing vs. Bandys 2002 at BB&T)
 393, Tedarrius Wiley, Richmond (325 passing, 68 rushing vs. Jack Britt 2008 at Kenan)
 379, Kendall Hinton, Southern Durham (332 passing, 47 rushing vs. Crest 2013 at BB&T)

Most touchdowns:

8, T.J. Logan, Northern Guilford (vs. Charlotte Catholic 2012)
 7, T.A. McLendon, Albemarle (vs. Wallace-Rose Hill 2001)
 7, Tre' Harbison, Crest (vs. Southern Durham 2015)

Most points scored:

50, T.J. Logan, Northern Guilford, 8 touchdowns and one 2 point conversion (vs. Charlotte Catholic 2012)

Most touchdown passes:

7, Jefferson Boaz, East Surry (vs. Tarboro 2019)
 5, Daylin Lee, Shelby (vs. Wallace-Rose Hill, 2021)
 5, Joe Cox, Independence (vs. New Bern 2003)
 5, Riley Ferguson, Butler (vs. Jack Britt 2012)
 5, Darquez Lee, Shelby (vs. Kinston 2015)
 4, Kendall Hinton, Southern Durham (vs. Crest 2013)
 4, Tedarrius Wiley, Richmond (vs. Jack Britt 2008)
 4, Chris Leak, Independence (vs. Wilmington Laney 2001)
 4, Heath Shuler, Swain (vs. Roanoke 1990)
 4, Donnie Davis, Cummings (vs. Statesville 1990)
 4, Zephaniah Wall, Monroe (vs. Bunn 2015)

Most reception yards:

261, Greg Tisho, Swain (vs. Southwest Onslow 2012 at Kenan)
 225, Brad Hinton, Independence (vs. South View 2000 at Kenan)
 205, Hakeem Nicks, Independence (vs. New Bern 2005 at Carter-Finley)
 198, Maurice Trowell, Southern Durham (vs. Crest 2013)
 197, Wayne Blackwell, Reidsville (vs. Bandys 2003 at Carter-Finley)
 171, Jadarious McManus, Monroe (vs. Bunn 2015)
 165, Jerome Simpson, Reidsville (vs. Bandys 2002 at BB&T)
 156, Maurice Staley, West Charlotte (vs. South View 1991)
 155, Curtis Maheu, Jack Britt (vs. Richmond 2008)

Most receptions:

13, Stephen Gosnell, East Surry (vs. Tarboro 2019)
 13, Jerome Simpson, Reidsville (vs. Bandys 2003)
 13, Greg Tisho, Swain (vs. Southwest Onslow 2012)
 11, Mohammed Massaquoi, Independence (vs. South View 2004)
 11, Brad Hinton, Independence (vs. South View 2000)
 9, Jayden Grimes, JH Rose (vs. Dudley 2021)
 9, Demetrius Thompson, Shelby (vs. Wallace-Rose Hill, 2021)
 9, Kamron Hoover, Havelock (vs. Charlotte Catholic 2020-21)
 9, J.J. House, Williamston (vs. Albemarle 2002)
 9, Doug Brown, Ragsdale (vs. Bertie 2000)
 9, Kevin Roach, Williamston (vs. Swain 2001)

Most touchdown receptions:

3, Dillon Mosley, East Surry (vs. Tarboro 2019)
 3, Brandy Jones, Robbinsville (vs. Lakewood 1992)
 3, Mohammed Massoquoi, Independence (vs. New Bern 2003 at BB&T)
 3, Wayne Blackwell, Reidsville (vs. Bandys 2003 at Carter-Finley)
 3, Tre Carson, Mitchell (vs. Wallace-Rose Hill 2015 at BB&T)

Longest rushing play:

96 yards, Derrell Scott, Havelock (vs. Concord 2013)
 95 yards, Braheam Murphy, Harding (vs. Scotland 2017)
 94 yards, Bryan Haywood, Southside (vs. Swain 2004)
 94 yards, A.J. Little, Albemarle (vs. Southwest Onslow 2009)
 93 yards, Marcus Ellerbe, Richmond (vs. Garner 1998)
 90 yards, Princeton Brooks, North Gaston (vs. Western Alamance 2007)

Longest passing play:

98 yards, Nick Maddox from Paul Allen, A.L. Brown (vs. NE Guilford 1997)

Longest punt:

77, Caleb Brickhouse, Northeastern (vs. Reidsville 2019)
 69, Jason Sunday, Southwest Onslow (vs. Cummings 2003)

Longest field goal:

47 yards, Brayan Diaz, Monroe (vs. Bunn 2015 at Carter-Finley)
 46 yards, Tadarious Darden, Hobbton (vs. Swain 1993)
 45 yards, Jose Flores, Wallace-Rose Hill (vs. Murphy 2010 at Kenan)

Most field goals:

3, Brad Green, Reidsville (vs. John A. Holmes 2016 at BB&T)
 2, Chris Hensler, Northern Durham (vs. East Forsyth 1992)
 2, Julian Rauch, Gastonia Ashbrook (vs. Dudley 2002 at Carter-Finley)
 2, Erik Lemmon, Crest (vs. Eastern Randolph 2003 at Kenan)
 2, Tyler Rabb, Shelby (vs. Reidsville 2005 at Kenan)
 2, Spence Lundquist, Newton-Conover (vs. Reidsville 2009 at Kenan)
 2, Luke Hayek, Shelby (vs. Southwest Onslow 2013 at Kenan)
 2, Alex Maganda, Concord (vs. Havelock 2013 at Carter-Finley)
 2, Evan Davis, Crest (vs. Southern Durham 2015 at Kenan)
 2, Yahir Cano, Wallace-Rose Hill (vs. Mitchell 2015 at BB&T)



FOOTBALL STATE CHAMPIONSHIP - MOST POINTS



	TEAM	CLASS	POINTS	OPPONENT	YEAR
1)	Maxton	1A	86	vs. North Duplin	1975
2)	Dudley	3A	69	vs. J.H. Rose	2021
T3)	Robbinsville	1A	68	vs. Belhaven Wilkinson	1981
T3)	Reidsville	2AA	68	vs. Bandys	2003
5)	Albemarle	1AA	66	vs. Wallace-Rose Hill	2001
6)	Nothern Guilford	3AA	64	vs. Charlotte Catholic	2012
7)	Western Alamance	3A	62	vs. North Gaston	2007
8)	Murphy	1A	60	vs. Pamlico County	2018
9)	Mallard Creek	4AA	59	vs. Wake Forest	2013
10)	Reidsville	2A	58	vs. John A. Holmes	2016
11)	Shelby	2A	57	vs. Kinston	2015
T12)	East Surry	1AA	56	vs. Tarboro	2019
T12)	Murphy	1A	56	vs. Columbia	1987
T12)	Southern Pines	6-Man	56	vs. Clemmons	1955
T12)	Bath	6-Man	56	vs. Laurel Hill	1958
T12)	David W. Butler	4AA	56	vs. Jack Britt	2012
T17)	Shelby	2A	55	vs. Wallace-Rose Hill	2021
T17)	Havelock	3A	55	vs. Concord	2012
T17)	Crest	3AA	55	vs. Southern Durham	2015
T20)	Dudley	4A	54	vs. Cape Fear	2016
T20)	Independence	4AA	54	vs. New Bern	2003
22)	Ahoskie	1A	52	vs. Walnut Cove	1951
T23)	J.H. Rose	4A	51	vs. Mount Tabor	2003
T23)	Newton-Conover	2A	51	vs. Tarboro	2008
T25)	Tarboro	1AA	50	vs. East Surry	2018
T25)	Robbinsville	1A	50	vs. Rosewood	1972
27)	Independence	4A	49	vs. Laney	2001
T28)	Sylva-Webster	2A	49	vs. Currituck	1980
T28)	Southwest Onslow	2A	49	vs. Shelby	2004
T28)	Independence	4AA	49	vs. Riverside-Durham	2006
T28)	Cummings	2A	49	vs. Clinton	2006
T28)	Mallard Creek	4A	49	vs. Page	2015
T33)	David W. Butler	4AA	48	vs. Jack Britt	2009
T33)	Ahoskie	1A	48	vs. Bessemer City	1952
T33)	Wallace-Rose Hill	1AA	48	vs. Mitchell	2015



CheerSounds MUSIC



CREATE

- +BUILD YOUR OWN
- +HEAR IT INSTANTLY
- +UNLIMITED EDITS
- +FREE TO TRY

LISTEN

- +BROWSE MIXES
- +ADD VOICE OVERS
- +CUSTOMIZE SONGS
- +STARTING AT \$69

CUSTOMIZE

- +VOICE OVERS
- +SOUND EFFECTS
- +TEMPOS
- +LICENSED MUSIC

CHEERSOUNDS.COM



FOOTBALL STATE CHAMPIONSHIP LIST



OPEN

1913	Raleigh
1914	Raleigh
1915	Raleigh
1916	Charlotte
1917	Charlotte
1918	-----
1919	Chapel Hill
1920	Chapel Hill
1921	Fayetteville
1922	Asheville
1923	Charlotte
1924	Rockingham
1925	Gastonia
1926	Sanford
1927	Wilmington New Hanover
1928	Wilmington New Hanover

PLAY WENT TO CLASS A AND B IN 1929

	CLASS A	CLASS B	SIX-MAN
1929	Charlotte	Concord	
1930	Charlotte	Reidsville	
1931	Durham	Reidsville	
1932	Charlotte	Reidsville	
1933	Durham	Elizabeth City	
1934	Durham, Greensboro*	Edenton	
1935	Raleigh	Mount Airy	
1936	Charlotte	Mills Home	
1937	Charlotte	Reidsville	
1938	Durham, Greensboro*	Mount Airy	
1939	Durham	Reidsville	
1940	Greensboro	Reidsville	Selma

PLAY WENT TO CLASS AA, A AND B IN 1941

	CLASS AA	CLASS A	CLASS B	SIX-MAN
1941	Raleigh, High Point*	Laurinburg		Bessemer
1942	Greensboro	Mount Airy		
1943	Charlotte	Reidsville, Laurinburg*		Curry
1944	Wilson	Laurinburg		
1945	Raleigh	Reidsville		Junior Home, Lexington
1946	Wilson	Mount Airy		
1947	Fayetteville	Henderson		Junior Home, Lexington
1948	Fayetteville	Mount Airy		Clemmons
1949	Durham	Henderson	Fairmont	Southern Pines

CLASSIFICATIONS WERE CHANGED TO CLASS AAA, AA, AND A IN 1950

	CLASS AAA	CLASS AA	CLASS A	SIX-MAN
1950	Durham	Reidsville	Williamston	Drexel
1951	Wilmington	Lumberton	Ahoskie	Candor
1952	R.J. Reynolds	Harding	Ahoskie	Clayton
1953	Durham, R.J. Reynolds*	Harding	Massey Hill	Old Town
1954	Greensboro	Reidsville	Edenton	Southern Pines
1955	Salisbury	Kinston	Cary	Southern Pines

CLASS AA-C WAS ADDED IN 1956

	CLASS AAA	CLASS AA	CLASS A	SIX-MAN	AA-C
1956	Fayetteville, Greensboro*	Canton	Edenton	Aberdeen	Granite Falls
1957	Salisbury	Elizabeth City	Edenton	Clarkton	Morehead City
1958	R.J.Reynolds, Wilson*	Morehead	Andrews	Bath	Williamston

* tie, co-champions



FOOTBALL STATE CHAMPIONSHIP LIST



	CLASS AAAAA	CLASS AAA	CLASS AA	CLASS A	8-MAN
1959	Garinger	Rockingham	Smithfield	Beaufort	Bath
1960	Greensboro	Brevard	Edenton	James Kenan	Bath
1961	Raleigh	Greenville (1) Canton (2)	Ahoskie (1) Hanes (2) Appalachian (3) Glen Alpine (4)	Windsor (1) Rohanen (2) Allen Jay (3)	Clarkton
1962	Rocky Mount	Rockingham (1) Brevard (2)	Elizabethtown (1) Jamestown (2) Appalachian (3)	Windsor (1) James Kenan (2) Sumner,East Surry* Glen Alpine (4)	Southport
1963	Rocky Mount	Rockingham (1) Reidsville,Brevard *	Hertford (1) Elizabethtown(2) Mount Holly (3) Sylva-Webster (4)	Murfreesboro (1) Weldon (2) East Surry (3) Andrews (4)	Southport
1964	R.J. Reynolds	Rockingham(1) Waynesville(2)	Edenton (1) Elizabethtown(2) Mt.Pleasant (3) Appalachian(4)	Farmville(1) Aberdeen (2) Glen Alpine (3) Andrews(4)	Southport
1965	Durham (1) Myers Park (2)	Tarboro (1) Graham (2)	Edenton (1) Whiteville(2) Siler City,J-Matthews(3) Surry Central(4) Sylva-Webster(5)	Ayden (1) Littlefield(2) Glen Alpine(3) Robbinsville (4)	
1966	Broughton(1) S.Mecklenburg (2)	Sanford (1) Pisgah (2)	Ahoskie (1) Stedman (2) North Davidson (3) Sylva-Webster(4)	Ayden (1) Liberty (2) Andrews (3)	
1967	Fike	Sanford (East) Elkin(West)	Edenton,S.Wayne* Mt.Holly (West)	Ayden (East) Andrews (West)	
1968	Fike	Sanford (East) Mt.Airy (West)	Rohanen (East) Hendersonville(West)	Ayden	
1969	Fike	Northeastern (East) Reidsville (West)	Edenton (East) Hendersonville(West)	Robbinsville	
1970	Broughton	71st(East) Reidsville (West)	Ahoskie (East) Murphy (West)	Robbinsville	
1971	North Forsyth	Havelock (East) Pisgah (West)	Gates County (East) Maiden (West)	Robersonville	

From 1961 through 1971, play did not culminate in a state champion in all classifications.

Regional champions are indicated by the number of their respective regions in parentheses, or by Eastern and Western champions when that was as far as a team could advance. *indicates co-champions.



FOOTBALL STATE CHAMPIONSHIP LIST



	CLASS AAAA	CLASS AAA	CLASS AA	CLASS A
1972	T.Wingate Andrews	Sanford,Tuscola*	Sylva-Webster	North Duplin
1973	Sanford Central	Ragsdale, E.Bladen*	Sylva-Webster	Robbinsville
1974	Gastonia Ashbrook	Ragsdale	Murphy	Robbinsville
1975	Rose	Pisgah	Roanoke	Maxton
1976	T.Wingate Andrews	Pisgah	Franklin	Robbinsville
1977	East Mecklenburg	Western Guilford	Charlotte Catholic	Robbinsville
1978	Richmond County	Watauga	Maiden	Midway
1979	High Point Central	South Point	Swain County	Robbinsville
1980	Greensboro Page	Walter Williams	Sylva-Webster	Robbinsville
1981	South Mecklenburg	Walter Williams	Randleman	Robbinsville
1982	Jacksonville	Brevard	Randleman	Robbinsville
1983	Greensboro Page	Eastern Randolph	Randleman	Robbinsville
1984	Page, 71st*	Tarboro	Forest Hills	Jamesville
1985	Greensboro Page	Walter Williams	Lexington	Swain County
1986	Seventy-First	Shelby	Lexington	Murphy
1987	Garner	Shelby	Whiteville	Murphy
1988	Richmond Senior	Hugh M. Cummings	Thomasville	Swain County
1989	Richmond Senior	A.L. Brown	Clayton	Swain County
1990	Richmond Senior	Hugh M. Cummings	Clinton	Swain County
1991	South View	T.Wingate Andrews	Thomasville	Murphy
1992	East Forsyth	Hugh M. Cummings	West Brunswick	Robbinsville
1993	Northern Durham	West Brunswick	Lincolnton	Hobbsville
1994	Crest	Burns	Wallace-Rose Hill	North Edgecombe
1995	West Charlotte	Bertie	Thomasville	Williamston
1996	Crest	Hickory	Clinton	Murphy
1997	Richmond Senior	A.L.Brown	Clinton	North Edgecombe
1998	Richmond Senior	Carver	Shelby	Starmount
1999	A.C.Reynolds	Walter Williams	High Point Central	Williamston
2000	Independence	Bertie	Southwest Onslow	Graham
2001	Independence	Parkland	Clinton	1-A: Swain Co
				1-AA: Albemarle
2002	4-A: A.C. Reynolds	3-A: Carver	2-A: Cummings	1-A: Elkin
	4-AA:Independence	3-AA: Ashbrook	2-AA: Reidsville	1-AA: Albemarle
2003	4-A: Rose	3-A: South Point	2-A: Southwest Onslow	1-A: Elkin
	4-AA:Independence	3-AA: Crest	2-AA: Reidsville	1-AA: Albemarle
2004	4-A: Rose	3-A: Concord	2-A: Southwest Onslow	1-A: Swain
	4-AA: Independence	3-AA: Crest	2-AA: Charlotte Catholic	1-AA: Thomasville
2005	4-A: Rose	3-A: Asheville	2-A: Clinton	1-A: Elkin
	4-AA: Independence	3-AA: Charlotte Catholic	2-AA: Shelby	1-AA: Thomasville
2006	4-A: Rose	3-A: Concord	2-A: Cummings	1-A: Elkin
	4-AA: Independence	3-AA: Eastern Randolph	2-AA: Shelby	1-AA: Thomasville
2007	4-A: Hoggard	3-A: Western Alamance	2-A: Lincolnton	1-A: Plymouth
	4-AA: New Bern	3-AA: Dudley	2-AA: Reidsville	1-AA: James Kenan
2008	4-A: Seventy-First	3-A: West Rowan	2-A: Newton-Conover	1-A: Mount Airy
	4-AA: Richmond	3-AA: Dudley	2-AA: Reidsville	1-AA: Thomasville
2009:	4-A: A.C. Reynolds	3-A: West Rowan	2-A: Tarboro	1-A: Wallace-Rose Hill
	4-AA: David Butler	3-AA: South Point	2-AA: Reidsville	1-AA: Albemarle
2010:	4-A: Hillside	3-A: West Rowan	2-A: Tarboro	1-A: Wallace-Rose Hill
	4-AA: David Butler	3-AA: Northern Guilford	2-AA: Salisbury	1-AA: Albemarle
2011:	4-A: Scotland	3-A: Havelock	2-A: Tarboro	1-A: Murphy
	4-AA: Page	3-AA: Northern Guilford	2-AA: West Stokes	1-AA: Swain County
2012:	4-A: New Bern	3-A: Havelock	2-A: East Lincoln	1-A: Plymouth
	4-AA: David Butler	3-AA: Northern Guilford	2-AA: South Iredell	1-AA: Southwest Onslow
2013:	4-A: Dudley	3-A: Havelock	2-A: T.W. Andrews	1-A: Murphy
	4-AA: Mallard Creek	3-AA: Southern Durham	2-AA: Shelby	1-AA: James Kenan
2014:	4-A: New Bern	3-A: Crest	2-A: Shelby	1-A: Robbinsville
	4-AA: Mallard Creek	3-AA: Northern Guilford	2-AA: East Lincoln	1-AA: Wallace-Rose Hill
2015:	4-A: Charlotte Catholic	3-A: Rocky Mount	2-A: Shelby	1-A: Plymouth
	4-AA: Mallard Creek	3-AA: Crest	2-AA: Monroe	1-AA: Wallace-Rose Hill
2016;	4-A: Greensboro Dudley	3-A: South Point	2-A: Reidsville	1-A: Murphy
	4-AA: Wake Forest	3-AA: Weddington	2-AA: Shelby	1-AA: Wallace-Rose Hill
2017:	4-A: Harding University	3-A: Charlotte Catholic	2-A: Wallace-Rose Hill	1-A: Cherokee
	4-AA: Wake Forest	3-AA: New Hanover	2-AA: Hibernia	1-AA: Tarboro
2018:	4-A: East Forsyth	3-A: Charlotte Catholic	2-A: Reidsville	1-A: Murphy
	4-AA: Wake Forest	3-AA: Weddington	2-AA: Shelby	1-AA: Tarboro
2019:	4-A: East Forsyth	3-A: Charlotte Catholic	2-A: Reidsville	1-A: Robbinsville
	4-AA: Zebulon B. Vance (Charlotte)	3-AA: Weddington	2-AA: Shelby	1-AA: East Surry
2020-21:	4-A: Grimsley	3-A : Charlotte Catholic	2-A: Reidsville	1-A: Murphy
	4-AA: Zebulon B. Vance (Charlotte)	3-AA: Mount Tabor	2-AA: Salisbury	1-AA: Tarboro
2021:	Cardinal Gibbons	Dudley	Shelby	Tarboro



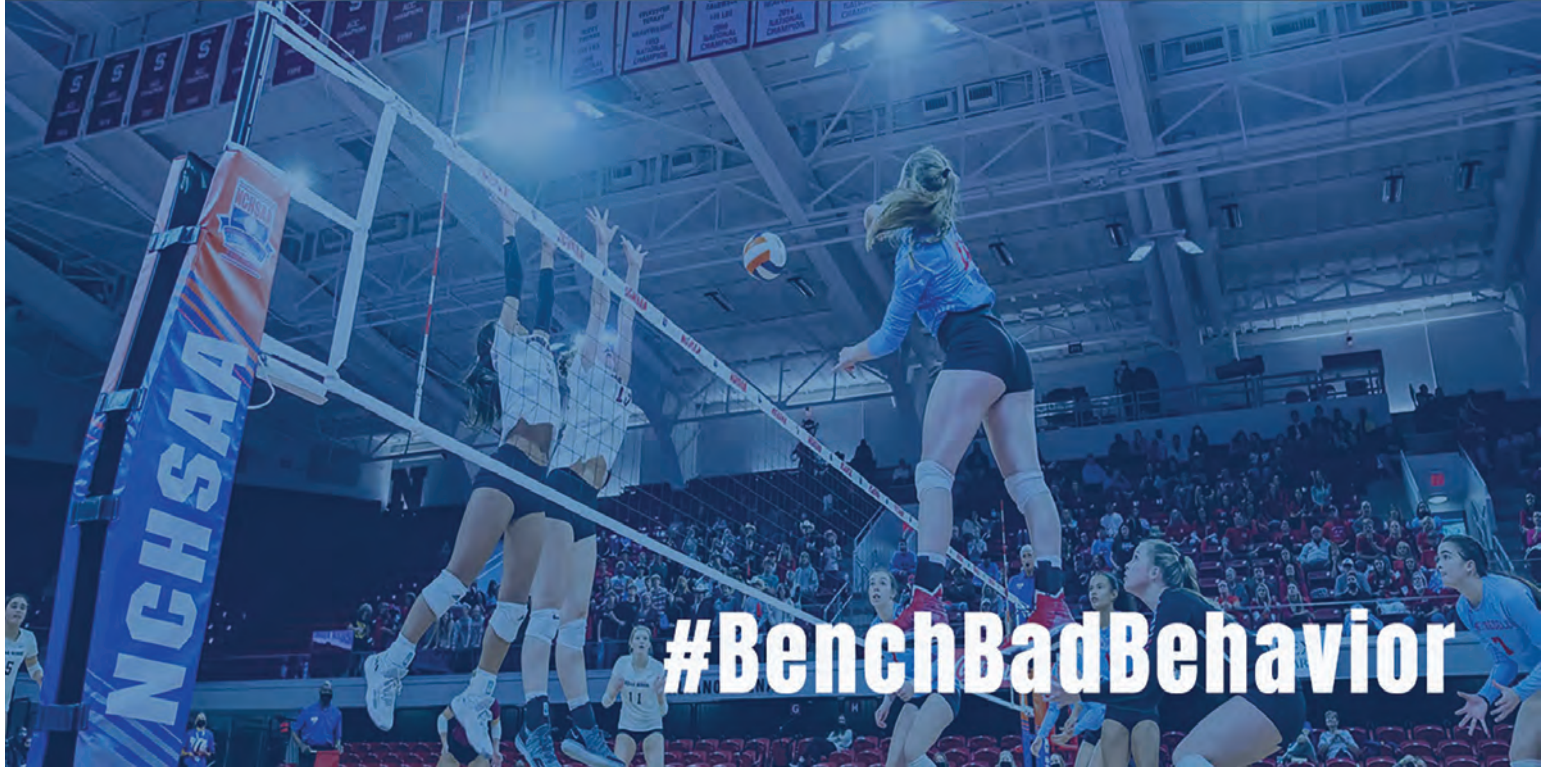
FOOTBALL STATE CHAMPIONSHIP APPEARANCES

(SINCE 1972)

TEAM	APP	W	L	T	%	LAST	TEAM	APP	W	L	T	%	LAST
Ahoskie	3	0	3	0	.000	1986	New Hanover	1	1	0	0	1.000	2017
Albemarle	5	5	0	0	1.000	2010	Newton-Conover	3	1	2	0	.333	2009
Andrews, T.W.	5	4	1	0	.800	2013	North Davidson	1	0	1	0	.000	2018
Ashbrook	2	2	0	0	1.000	2002	North Duplin	4	1	3	0	.250	2017
Asheville	2	1	1	0	.500	2005	North Edgecombe	6	2	4	0	.333	2003
Ayden-Grifton	1	0	1	0	.000	2011	North Gaston	1	0	1	0	.000	2007
Bandys	3	0	3	0	.000	2003	North Rowan	1	0	1	0	.000	1992
Bath	1	0	1	0	.000	1982	Northampton County	1	0	1	0	.000	2019
Bertie	3	2	1	0	.667	2000	Northampton-West	1	0	1	0	.000	2005
Brevard	1	1	0	0	1.000	1982	Northeast Guilford	2	0	2	0	.000	2003
Britt, Jack	4	0	4	0	.000	2012	Northeastern	3	0	3	0	.000	2019
Brown, A. L.	5	2	3	0	.400	2008	Northern Durham	2	1	1	0	.500	1993
Bunn	1	0	1	0	.000	2015	Northern Guilford	4	4	0	0	1.000	2014
Burns	1	1	0	0	1.000	1994	Northern Nash	1	0	1	0	.000	2002
Butler, David	3	3	0	0	1.000	2012	Northside	2	0	2	0	.000	2020
Byrd, Douglas	6	0	6	0	.000	2008	Northside-Jacksonville	1	0	1	0	.000	2016
Cape Fear	1	0	1	0	.000	2016	Page	8	4	3	1	.563	2016
Cardinal Gibbons	3	1	2	0	.333	2021	Pamlico County	1	0	1	0	.000	2018
Carrboro	1	0	1	0	.000	2012	Parkland	1	1	0	0	1.000	2001
Carver	3	2	1	0	.667	2010	Pender	1	0	1	0	.000	2010
Charlotte Catholic	12	8	4	0	.667	2020	Pisgah	2	2	0	0	1.000	1976
Cherokee	2	1	1	0	.500	2019	Plymouth	6	3	3	0	.500	2016
Clayton	3	1	2	0	.333	1989	Porter Ridge	2	0	2	0	.000	2012
Cleveland	1	0	1	0	.000	2020	Princeton	2	0	2	0	.000	1979
Clinton	10	5	5	0	.500	2014	Ragsdale	4	1	2	1	.375	2000
Columbia	1	0	1	0	.000	1987	Randleman	3	3	0	0	1.000	1983
Concord	4	2	2	0	.500	2013	Reidsville	11	9	2	0	.818	2020
Crest	10	6	4	0	.600	2015	Reynolds, A. C.	4	3	1	0	.750	2009
Creswell	1	0	1	0	.000	1983	Richmond Senior	8	7	1	0	.875	2008
Cummings	9	5	4	0	.556	2006	Riverside	1	0	1	0	.000	2006
Currituck	2	0	2	0	.000	1989	Roanoke	2	1	1	0	.500	1990
Davie County	1	0	1	0	.000	2010	Robbinsville	16	14	2	0	.875	2019
Dudley	7	5	2	0	.714	2021	Robersonville	1	0	1	0	.000	1974
East Bladen	2	0	1	1	.250	2008	Rocky Mount	3	1	2	0	.333	2016
East Carteret	1	0	1	0	.000	1983	Rocky Ridge	1	0	1	0	.000	1977
East Forsyth	3	3	0	0	1.000	2019	Rolesville	1	0	1	0	.000	2020
East Lincoln	3	2	1	0	.667	2014	Rose	8	5	3	0	.625	2021
East Mecklenburg	2	1	1	0	.500	1977	Rosewood	3	0	3	0	.000	1991
East Surry	3	1	2	0	.333	2020	Rosman	2	0	2	0	.000	1997
Eastern Alamance	2	0	2	0	.000	2010	Ross, Reid	1	0	1	0	.000	1972
Eastern Guilford	1	0	1	0	.000	2016	Salisbury	3	2	1	0	.667	2020
Eastern Randolph	4	2	2	0	.500	2006	Sanford	3	1	1	1	.500	1974
Elkin	4	4	0	0	1.000	2006	Sanford, Terry	2	0	2	0	.000	1985
Erwin	1	0	1	0	.000	1976	Saratoga	1	0	1	0	.000	1972
Erwin, Clyde	1	0	1	0	.000	1981	Scotland	4	1	3	0	.250	2018
Farmville Central	1	0	1	0	.000	2003	Seventy-First	3	2	0	1	.833	2008
Fike, Ralph	1	0	1	0	.000	2002	Shelby	16	12	4	0	.750	2021
Forest Hills	2	1	1	0	.500	1985	Smith, Ben	1	0	1	0	.000	1973
Franklin	1	1	0	0	1.000	1976	South Caldwell	1	0	1	0	.000	1977
Fuquay-Varina	1	0	1	0	.000	1985	South Columbus	1	0	1	0	.000	2007
Garner	3	1	2	0	.333	2011	South Iredell	1	1	0	0	1.000	2012
Graham	2	1	1	0	.500	2000	South Johnston	1	0	1	0	.000	2009
Grimsley	2	1	1	0	.500	2020	South Mecklenburg	1	1	0	0	1.000	1981
Harding	2	1	1	0	.500	2017	South Point	4	3	1	0	.750	2015
Harnett Central	1	0	1	0	.000	2009	South View	3	1	2	0	.333	2004
Havelock	8	3	5	0	.375	2020	Southeast Guilford	1	0	1	0	.000	2018
Hertford County	1	0	1	0	.000	1988	Southern Durham	2	1	1	0	.500	2015
Hibriten	1	1	0	0	1.000	2017	Southern Nash	1	0	1	0	.000	2019
Hickory	1	1	0	0	1.000	1996	Southern Vance	1	1	0	0	1.000	2007
High Point Central	3	2	1	0	.667	1999	Southside	2	0	2	0	.000	2004
Hillside	1	1	0	0	1.000	2010	Southwest Onslow	7	4	3	0	.571	2012
Hobbs	1	1	0	0	1.000	1993	St. Pauls	1	0	1	0	.000	2020
Hoggard, John T.	1	1	0	0	1.000	2007	Starmount	2	1	1	0	.500	2014
Holmes, John A.	1	0	1	0	.000	2016	Statesville	1	0	1	0	.000	1990
Hunt, James	1	0	1	0	.000	2004	Swain County	11	8	3	0	.727	2012
Independence	8	7	1	0	.875	2007	Sylva-Webster	3	3	0	0	1.000	1980
Jacksonville	4	1	3	0	.250	2018	Tabor City	3	0	3	0	.000	1986
Jamesville	1	1	0	0	1.000	1984	Tarboro	12	8	4	0	.667	2021
Jones	1	0	1	0	.000	2011	Thomasville	10	7	3	0	.700	2008
Julius Chambers (Char. Vance)	4	2	2	0	.500	2021	Tuscola	1	0	0	1	.500	1972
Kenan, James	3	2	1	0	.667	2013	Wake Forest (-Rolesville)	6	3	3	0	.500	2018
Kings Mountain	1	0	1	0	.000	1998	Wallace-Rose Hill	11	7	4	0	.636	2021
Kinston	2	0	2	0	.000	2015	Washington	1	0	1	0	.000	2014
Lakewood	1	0	1	0	.000	1992	Watauga	1	1	0	0	1.000	1978
Laney, E.A.	1	0	1	0	.000	2001	Weddington	4	3	1	0	.750	2019
Lee County	1	0	1	0	.000	2019	West Brunswick	3	2	1	0	.667	1993
Leesville Road	1	0	1	0	.000	2019	West Charlotte	7	1	6	0	.143	2006
Lexington	3	2	1	0	.667	1986	West Craven	1	0	1	0	.000	2008
Lincolnton	5	2	3	0	.400	2011	West Forsyth	1	0	1	0	.000	1990
Maiden	2	1	1	0	.500	1992	West Montgomery	3	0	3	0	.000	2016
Mallard Creek	4	3	1	0	.750	2017	West Rowan	4	3	1	0	.750	2011
Manteo	2	0	2	0	.000	2006	West Stokes	1	1	0	0	1.000	2011
Maxton	1	1	0	0	1.000	1975	Western Alamance	4	1	3	0	.250	2007
Midway	2	1	1	0	.500	1988	Western Guilford	1	1	0	0	1.000	1977
Mitchell	2	0	2	0	.000	2021	Whiteville	4	1	3	0	.250	1987
Monroe	3	1	2	0	.333	2015	Wilkinson, John	1	0	1	0	.000	1981
Mount Airy	3	1	2	0	.333	2017	Williams, Walter	7	4	3	0	.571	2005
Mount Tabor	3	1	2	0	.333	2020	Williamston	6	2	4	0	.333	2008
Mountain Heritage	2	0	2	0	.000	2020							
Murphy	13	10	3	0	.769	2020							
New Bern	6	3	3	0	.500	2014							

Fans:

YOUR CHARACTER IS SHOWING.



#BenchBadBehavior



CLICK IT OR TICKET



#BACKSEATBUCKLEUP

Every Seat. Every Time.



FOOTBALL STATE CHAMPIONSHIP RESULTS



OPEN

1913	Raleigh 29	Washington 0
1914	Raleigh 117	Asheville 0
1915	Raleigh 6	Charlotte 0
1916	Charlotte 36	Chapel Hill 0
1917	Charlotte 41	Chapel Hill 0
1918	<i>no championship—flu epidemic</i>	
1919	Chapel Hill 78	Greensboro 0
1920	Chapel Hill 14	Monroe 0
1921	Fayetteville 7	Winston-Salem 0
1922	Asheville 12	New Bern 6 (teams agreed to play OT)
1923	Charlotte 20	Sanford 7
1924	Rockingham 7	Shelby 0
1925	Gastonia 8	Sanford 0
1926	Sanford 13	Charlotte 0
1927	Wilmington New Hanover 7	Greensboro 6
1928	Wilmington New Hanover 14	Statesville 9

PLAY WENT TO CLASS A AND B IN 1929

CLASS A

1929	Charlotte Central 27	Goldsboro 0
1930	Charlotte 14	Raleigh 6
1931	Durham 13	Charlotte 6
1932	Charlotte 13	Durham 0
1933	Durham 7	Charlotte 0
1934	Durham 12	Greensboro 12 (TIE)
1935	Raleigh 31	Winston-Salem 6
1936	Charlotte 12	Raleigh 7
1937	Charlotte 20	Rocky Mount 7
1938	Durham 6	Greensboro 6 (TIE)
1939	Durham 6	Greensboro 0
1940	Greensboro 7	Rocky Mount 0

CLASS B

1929	Concord 13	Oxford 7 (<i>Kenan Stadium</i>)
1930	Reidsville 20	Apex 7
1931	Reidsville 6	Apex 0
1932	Reidsville 32	Elizabeth City 12
1933	Elizabeth City 19	Burlington 0
1934	Edenton 6	Reidsville 0
1935	Mount Airy 7	Edenton 0
1936	Thomasville Mills Home 13	Roanoke Rapids 0
1937	Reidsville 19	Hamlet 6
1938	Mount Airy 26	Whiteville 18
1939	Reidsville 18	Hamlet 0
1940	Reidsville 14	Elizabeth City 12

PLAY CHANGED TO CLASS AA, A AND B IN 1941

CLASS AA

1941	Raleigh 0, High Point 0 (TIE)
1942	Greensboro 12, Gastonia 6
1943	Charlotte 7, Raleigh 0
1944	Wilson 26, Greensboro 0
1945	Raleigh 28, High Point 6
1946	Wilson def. Greensboro, forfeit
1947	Fayetteville 39, Charlotte 0
1948	Fayetteville 14, Burlington 13
1949	Durham 21, Burlington 13

CLASS A

1941	Laurinburg 20, Mount Airy 6
1942	Mount Airy 41, Scotland Neck 0
1943	Reidsville 6, Laurinburg 6 (TIE)
1944	Laurinburg 8, Reidsville 7
1945	Reidsville 27, Laurinburg 0
1946	Mount Airy 38, Wadesboro 0
1947	Henderson 25, Mount Airy 14
1948	Mount Airy 26, Laurinburg 0
1949	Henderson 20, Reidsville 14

CLASS B

1946	Boonville 27, Raeford 7
1947	Fairmont (by forfeit)

CLASSIFICATION NAMES CHANGED TO CLASS 3A, 2A AND 1A IN 1950

3A

1950	Durham 12, W.-S. R.J. Reynolds 7
1951	Wilmington 14, High Point 13
1952	W.-S. R.J. Reynolds 13, Durham 6
1953	Durham 14, W.-S. R.J. Reynolds 14 (TIE)
1954	Greensboro 20, Durham 13
1955	Salisbury 13, Durham 6
1956	Fayetteville 6, Greensboro 6 (TIE)
1957	Salisbury 21, Fayetteville 0
1958	Wilson 6, W-S R.J. Reynolds 6 (TIE)

2A

1950	Reidsville 26, Henderson 0
1951	Lumberton 18, Reidsville 13
1952	Charlotte Harding 32, Henderson 13
1953	Charlotte Harding 20, Hamlet 0
1954	Reidsville 20, Graham 6
1955	Kinston 12, Hendersonville 7
1956	Canton 33, Washington 6
1957	Elizabeth City 18, Myers Park 15
1958	Eden Morehead 12, Rockingham 0

1A

1950	Williamston 19, Bessemer City 13
1951	Ahoskie 52, Walnut Cove 0
1952	Ahoskie 48, Bessemer City 6
1953	Massey Hill 20, Greensboro Bessemer 0
1954	Edenton 41, Greensboro Bessemer 20
1955	Cary 21, Spruce Pine 0
1956	Edenton 45, Mebane 6
1957	Edenton 14, Mebane 7
1958	Andrews 33, Southern Pines 9



4A FOOTBALL STATE CHAMPIONSHIP RESULTS



1959 Charlotte Garinger 20
 1960 Greensboro 19
 1961 Raleigh 19
 1962 Rocky Mount 20
 1963 Rocky Mount 14
 1964 Winston-Salem R.J. Reynolds 14

Greensboro 6
 Winston-Salem R.J. Reynolds 7
 Charlotte Garinger 0
 Winston-Salem R.J. Reynolds 6
 Winston-Salem R.J. Reynolds 13
 Durham 6

REGION 1

1965	Durham 19	Fayetteville 14
1966	Broughton 21	Durham 0
1967	Wilson Fike 28	
1968	Wilson Fike 21	
1969	Wilson Fike 17	
1970	Raleigh Broughton 14	
1971	North Forsyth 10	
1972	High Point Andrews 24	
1973	Sanford Central 14	
1974	Gastonia Ashbrook 13	
1975	Greenville Rose 14	
1976	High Point Andrews 6	
1977	East Mecklenburg 28	
1978	Richmond Senior 14	
1979	High Point Central 21	
1980	Greensboro Page 36	
1981	South Mecklenburg 27	
1982	Jacksonville 15	
1983	Greensboro Page 21	
1984	Greensboro Page 14	
1985	Greensboro Page 26	
1986	Fayetteville 71st 3	
1987	Garner 40	
1988	Richmond Senior 17	
1989	Richmond Senior 39	
1990	Richmond Senior 9	
1991	South View 10	
1992	East Forsyth 28	
1993	Northern Durham 39	
1994	Crest 28	
1995	West Charlotte 20	
1996	Crest 20	
1997	Richmond Senior 27	
1998	Richmond Senior 36	
1999	Asheville A.C. Reynolds 7	
2000	Charlotte Independence 24	
2001	Charlotte Independence 49	

REGION 2

1965	Myers Park 27	Garinger 6
1966	South Mecklenburg 20	Garinger 19
South Mecklenburg 14		
Gastonia Ashley 7		
Winston-Salem Atkins 10		
Charlotte Olympic 0		
High Point Central 7		
Fayetteville Reid Ross 17		
Greensboro Ben Smith 6		
Sanford Central 12		
East Mecklenburg 13		
Richmond Senior 0		
Rocky Mount 9		
West Charlotte 0		
Greenville Rose 9		
Jacksonville 14		
Fayetteville Terry Sanford 14		
Greensboro Page 6		
Fayetteville Douglas Byrd 14		
Fayetteville 71st 14 (TIE)		
Fayetteville Terry Sanford 20		
West Charlotte 0		
Charlotte Harding 21		
West Charlotte 0		
Asheville A.C. Reynolds 13		
West Forsyth 7		
West Charlotte 7		
Northern Durham 21		
West Charlotte 6		
Jacksonville 7		
Fayetteville Douglas Byrd 13		
Fayetteville Douglas Byrd 7		
Fayetteville Douglas Byrd 7		
Garner 6		
Fayetteville Douglas Byrd 0		
Hope Mills South View 19		
Wilmington Laney 25		

CLASSES SUBDIVIDED IN 2002

4A

2002	Asheville A.C. Reynolds 14	Northern Nash 7
2003	Greenville J.H. Rose 51	W-S Mount Tabor 7
2004	Greenville J.H. Rose 19	Fayetteville Jack Britt 17
2005	Greenville J.H. Rose 21	Greensboro Grimsley 0
2006	Greenville J.H. Rose 26	West Charlotte 12
2007	Wilmington Hoggard 28	W-S Mount Tabor 0
2008	Fayetteville Seventy-First 28	Fayetteville Douglas Byrd 7
2009	Asheville A.C. Reynolds 14	Harnett Central 13
2010	Durham Hillside 40	Davie County 0
2011	Scotland 42	Porter Ridge 16
2012	New Bern 39	Porter Ridge 38
2013	Greensboro Dudley 24	Scotland 7
2014	New Bern 23	Charlotte Catholic 15
2015	Charlotte Catholic 27	Greenville J.H. Rose 20
2016	Greensboro Dudley 54	Cape Fear 0
2017	Harding University 30	Scotland County 22
2018	East Forsyth 35	Scotland 28
2019	East Forsyth 24	Cardinal Gibbons 21
20-21	Grimsley 28	Cardinal Gibbons 8

4AA

2002	Charlotte Independence 41	New Bern 20
2003	Charlotte Independence 54	New Bern 7
2004	Charlotte Independence 41	South View 7
2005	Charlotte Independence 38	New Bern 19
2006	Charlotte Independence 49	Durham Riverside 19
2007	New Bern 28	Charlotte Independence 17
2008	Richmond 38	Fayetteville Jack Britt 35
2009	Butler 48	Fayetteville Jack Britt 17
2010	Butler 44	Wake Forest-Rolesville 0
2011	Greensboro Page 35	Garner 21
2012	Butler 56	Fayetteville Jack Britt 28
2013	Mallard Creek 59	Wake Forest 21
2014	Mallard Creek 25	Wake Forest 14
2015	Mallard Creek 49	Greensboro Page 6
2016	Wake Forest 29	Greensboro Page 0
2017	Wake Forest 21	Mallard Creek 0
2018	Wake Forest 9	Charlotte Z.B. Vance 7
2019	Charlotte Z.B. Vance 24	Leesville Road 3
20-21	Charlotte Z.B. Vance 35	Rolesville 14

END OF SUBDIVISION ERA

2021 Cardinal Gibbons 14

Julius Chambers 2



3A FOOTBALL STATE CHAMPIONSHIP RESULTS



1959
1960

Rockingham 20
Brevard 26

Morehead 6
Rockingham 0

REGION 1

1961 Greenville 15
1962 Rockingham 13
1963 Rockingham 13
1964 Rockingham 19
1965 Tarboro 13
1966 Sanford 27

Sanford 13
Lumberton 6
Hamlet 0
Elizabeth City 0
Greenville 7
Roxboro 10

EAST

1967 Sanford 21
1968 Sanford 33
1969 Eliz. City Northeastern 21
1970 Fayetteville Seventy-First 14
1971 Havelock 20
1972
1973 Jamestown Ragsdale 16
1974 Jamestown Ragsdale 24
1975 Canton Pisgah 35
1976 Canton Pisgah 28
1977 Western Guilford 26
1978 Watauga 33
1979 Belmont South Point 34
1980 Burlington Williams 29
1981 Burlington Williams 32
1982 Brevard 15
1983 Eastern Randolph 21
1984 Tarboro 20
1985 Burlington Williams 7
1986 Shelby 9
1987 Shelby 19
1988 Burlington Cummings 41
1989 Kannapolis A.L. Brown 24
1990 Burlington Cummings 32
1991 High Point Andrews 24
1992 Burlington Cummings 25
1993 West Brunswick 19
1994 Burns 21
1995 Bertie 38
1996 Hickory 42
1997 Kannapolis A.L. Brown 34
1998 Winston-Salem Carver 33
1999 Burlington Williams 20
2000 Bertie 32
2001 Winston-Salem Parkland 27

3A

2002 Winston-Salem Carver 34
2003 Belmont South Point 27
2004 Concord 27
2005 Asheville 13
2006 Concord 35
2007 Western Alamance 62
2008 West Rowan 35
2009 West Rowan 28
2010 West Rowan 34
2011 Havelock 38
2012 Havelock 55
2013 Havelock 21
2014 Crest 24
2015 Rocky Mount 24
2016 South Point 16
2017 Charlotte Catholic 28
2018 Charlotte Catholic 17
2019 Charlotte Catholic 23
20-21 Charlotte Catholic 14

Wilson Fike 0
Northeast Guilford 10
Wilson Hunt 0
Western Alamance 10
Western Alamance 28 (OT)
North Gaston 36
West Craven 7
Eastern Alamance 21
Eastern Alamance 7
West Rowan 6
Concord 21
Concord 13
Havelock 3
South Point 21 (OT)
Rocky Mount 7
Havelock 14
Jacksonville 14
Southern Nash 7
Havelock 7

2021

Dudley 69

REGION 2

1961 Canton 20
1962 Brevard 19
1963 Reidsville 0
1964 Waynesville 20
1965 Graham 27
1966 Canton Pisgah 16

Brevard 0
Greensboro Bessemer 13
Brevard 0 (TIE)
Chapel Hill 13
Western Alamance 12
Graham 0

WEST

1967 Elkin 21
1968 Mount Airy 19
1969 Reidsville 35
1970 Reidsville 10
1971 Canton Pisgah 48

North Surry 0
Mount Tabor 0
Mount Airy 12
Canton Pisgah 7
Eastern Alamance 0

Waynesville Tuscola 14 (TIE)
East Bladen 16 (TIE)
Ahoskie 0
Havelock 24
Clinton 12
South Caldwell 20
Burlington Williams 28
Ahoskie 13
Lexington 14
Asheville Erwin 15
Bertie 7
Thomasville 6
Kannapolis A.L. Brown 0
Forest Hills 3
Havelock 6
Burlington Williams 0
Shelby 14
Burlington Cummings 0
Statesville 26
Kannapolis A.L. Brown 14
North Rowan 14
High Point Andrews 14
Eastern Randolph 14
High Point Central 34
Jamestown Ragsdale 0
Northeast Guilford 12
Kings Mountain 28
Asheville 7
Jamestown Ragsdale 15
Crest 21

CLASSES SUBDIVIDED IN 2002

3AA

2002 Gastonia Ashbrook 19
2003 Crest 40
2004 Crest 26
2005 Charlotte Catholic 21
2006 Eastern Randolph 15
2007 Greensboro Dudley 28
2008 Greensboro Dudley 34
2009 Belmont South Point 42
2010 Northern Guilford 21
2011 Northern Guilford 31
2012 Northern Guilford 64
2013 Southern Durham 38
2014 Northern Guilford 14
2015 Crest 55
2016 Weddington 33
2017 New Hanover 27
2018 Weddington 27
2019 Weddington 34
20-21 Mount Tabor 24

Greensboro Dudley 18
Eastern Randolph 0
Greensboro Dudley 14
Burlington Williams 13
Charlotte Catholic 7
Charlotte Catholic 20
Kannapolis A.L. Brown 18
South Johnston 28
Crest 20
Crest 7
Charlotte Catholic 26
Crest 31
Weddington 7
Southern Durham 21
Eastern Guilford 20
A.C. Reynolds 17
Southeast Guilford 14
Lee County 14
Cleveland 16

END OF SUBDIVISION ERA

J.H. Rose 40



2A FOOTBALL STATE CHAMPIONSHIP RESULTS



1959 1960	Smithfield 20 Edenton 19	Appalachian 0 Hanes 7	
REGION 1	REGION 2	REGION 3	REGION 4
1961 Ahoskie 33, Morehead City 7	Hanes 25, Sumner 13	Appalachian 20, Murphy 13	
1962 Elizabethtown 19, Cary 7	Jamestown 10, Erwin 6	Appalachian 39, Murphy 7	
1963 Mount Holly 14, N. Davidson 7	Elizabethtown 16, Siler City 13	Mount Holly 14, N. Davidson 7	Sylva-Webster 7, Appalachian 0
1964 Edenton 19, Cary 0	Elizabethtown 20, Massey 6	Mt. Pleasant 13, N. Davidson 7	Appalachian 25, Swain Co. 12
1965 Edenton 20, Ahoskie 6	Whiteville 19, Burgaw 13	Siler City 23, South Stanly 6	Surry Central 13, N. Davidson 7
1966 Ahoskie 55, Clayton 7	Stedman 21, Southern Wayne 20	N. Davidson 21, East Surry 7	Sylva-Webster 48, Elkin 27

EAST			WEST		
1967	Edenton 26	Southern Wayne 26 (TIE)	1967	Mount Holly 26	Glen Alpine 20
1968	Rohanen 21	Farmville 20	1968	Hendersonville 21	Beaver Creek 14
1969	Edenton 48	South Stanly 26	1969	Hendersonville 30	Holbrook 13
1970	Ahoskie 28	Greensboro Allen Jay 12	1970	Murphy 20	Catawba Bandys 8
1971	Gates County 34	Southern Guilford 8	1971	Maiden 6	Mount Pleasant 2

1972	Sylva-Webster 41
1973	Sylva-Webster 43
1974	Murphy 32
1975	Roanoke 12
1976	Franklin 35
1977	Charlotte Catholic 42
1978	Maiden 36
1979	Swain County 28
1980	Sylva-Webster 49
1981	Randleman 44
1982	Randleman 23
1983	Randleman 35
1984	Forest Hills 14
1985	Lexington 42
1986	Lexington 35
1987	Whiteville 14
1988	Thomasville 13
1989	Clayton 16
1990	Clinton 14
1991	Thomasville 21
1992	West Brunswick 14
1993	Lincolnton 41
1994	Wallace-Rose Hill 35
1995	Thomasville 16
1996	Clinton 26
1997	Clinton 30
1998	Shelby 34
1999	High Point Central 30
2000	Southwest Onslow 14
2001	Clinton 34

Williamston 21
Tabor City 18
Robersonville 22
West Montgomery 9
Erwin 28
Clayton 20
Tabor City 14
Clayton 21
Currituck 7
Whiteville 30
Whiteville 6
East Carteret 0
Whiteville 6
Fuquay-Varina 12
Ahoskie 7
Thomasville 12
Hertford County 10
Monroe 0
Thomasville 6
West Brunswick 6
Maiden 6
Burlington Cummings 20
Lincolnton 24
Clinton 0
Bandys 14
Shelby 14
Tarboro 14
Southwest Onslow 7
Newton-Conover 13
Burlington Cummings 22

CLASSES SUBDIVIDED IN 2002

	2A				2AA
2002	Burlington Cummings 24	Clinton 21	2002	Reidsville 34	Bandys 14
2003	Southwest Onslow 20	Burlington Cummings 14	2003	Reidsville 68	Bandys 12
2004	Southwest Onslow 49	Shelby 21	2004	Charlotte Catholic 14	Western Alamance 7
2005	Clinton 13	Lincolnton 6	2005	Shelby 26	Reidsville 18
2006	Burlington Cummings 49	Clinton 20	2006	Shelby 27	Southern Vance 24
2007	Lincolnton 28	South Columbus 14	2007	Reidsville 28	Shelby 20
2008	Newton-Conover 51	Tarboro 28	2008	Reidsville 24	East Lincoln 7
2009	Tarboro 28	Mountain Heritage 3	2009	Reidsville 28	Newton-Conover 6
2010	Tarboro 21	Winston-Salem Carver 13	2010	Salisbury 30	Elizabeth City Northeastern 0
2011	Tarboro 39	Lincolnton 36	2011	West Stokes 21	Kinston 14
2012	East Lincoln 24	Tarboro 20	2012	South Iredell 30	Carrboro 27
2013	Shelby 29	Southwest Onslow 7	2013	T.W. Andrews 18	Monroe 14
2014	Shelby 31	Clinton 7	2014	East Lincoln 14	Washington 13
2015	Shelby 57	Kinston 21	2015	Monroe 38	Bunn 19
2016	Reidsville 58	Edenton Holmes 12	2016	Shelby 28	Northside-Jacksonville 6
2017	Wallace-Rose Hill 35	Reidsville 28 (OT)	2017	Hibriten 16	East Duplin 14
2018	Reidsville 31	Northeastern 28	2018	Shelby 42	North Davidson 21
2019	Reidsville 14	Northeastern 0	2019	Shelby 34	Salisbury 0
20-21	Reidsville 35	Mountain Heritage 6	20-21	Salisbury 42	St. Pauls 14

END OF SUBDIVISION ERA

2021

Shelby 55

Wallace-Rose Hill 34



1A FOOTBALL STATE CHAMPIONSHIP RESULTS



1959	Beaufort 20	Andrews 0	
1960	Warsaw James Kenan 13	NC School for the Deaf 12	
REGION 1		REGION 3	REGION 4
1961	Windsor 15, Warrenton 14	Greensboro Allen Jay 7, Mebane 0	Glen Alpine 26, Clyde 7
1962	Windsor 28, Ayden 27	Sumner 0, East Surry 0 (TIE)	Glen Alpine 21, Andrews 7
1963	Murfreesboro 20, Farmville 7	East Surry 12, Carthage 6	Andrews 35, Drexel 6
1964	Farmville 26, Weldon 0	Glen Alpine 27, E. Southern Pines 2	Andrews 30, Mars Hill 27
1965	Ayden 40, Weldon 21	Glen Alpine 34, Red Springs 12	Robbinsville 34, Spruce Pine 7
1966	Ayden 20, Weldon 0	Andrews 20, Glen Alpine 7	

EAST		WEST	
1967	Ayden 20	1967	Andrews 34
	1968		Red Springs 13
	1969		Manteo 8
	1970		Saratoga 6
	1971		Robbinsville 18
	1972		Saratoga 14
	1973		Rosewood 0
	1974		Manteo 0
	1975		North Duplin 8
	1976		Princeton 6
	1977		Rock Ridge 7
	1978		Cherokee 6
	1979		Princeton 8
	1980		Rosewood 0
	1981		Belhaven Wilkinson 0
	1982		Bath 6
	1983		Creswell 6
	1984		Rosman 0
	1985		North Edgecombe 0
	1986		Tabor City 3
	1987		Columbia 15
	1988		Midway 7
	1989		Currituck 14
	1990		Robersonville Roanoke 14
	1991		Rosewood 3
	1992		Lakewood 0
	1993		Swain County 12
	1994		Murphy 6
	1995		Swain County 7
	1996		North Edgecombe 0
	1997		Rosman 28
	1998		North Edgecombe 20
	1999		Graham 20
	2000		Northside 6

CLASSES SUBDIVIDED IN 2001

1A		1AA	
2001	Swain County 38	2001	Albemarle 66
2002	Elkin 30	2002	Albemarle 31
2003	Elkin 35	2003	Albemarle 41
2004	Swain County 16	2004	Thomasville 15
2005	Elkin 42	2005	Thomasville 21
2006	Elkin 28	2006	Thomasville 13
2007	Plymouth 20	2007	James Kenan 13
2008	Mount Airy 37	2008	Thomasville 42
2009	Wallace-Rose Hill 38	2009	Albemarle 45
2010	Wallace-Rose Hill 22	2010	Albemarle 21
2011	Murphy 21	2011	Swain County 20
2012	Plymouth 20	2012	Southwest Onslow 44
2013	Murphy 35	2013	James Kenan 42
2014	Robbinsville 21	2014	Wallace-Rose Hill 34
2015	Plymouth 28	2015	Wallace-Rose Hill 48
2016	Murphy 15	2016	Wallace-Rose Hill 30
2017	Cherokee 21	2017	Tarboro 32
2018	Murphy 60	2018	Tarboro 50
2019	Robbinsville 45	2019	East Surry 56
20-21	Murphy 14	20-21	Tarboro 25

END OF SUBDIVISION ERA

2021

Tarboro 28

Mitchell 7



1A FOOTBALL STATE CHAMPIONSHIP COACH & CONF.



YEAR	STATE CHAMPION	RECORD	HEAD COACH	CONFERENCE
1972	North Duplin	11-2	Richard Kaleel	Tri-County
1973	Robbinsville	11-2	Bob Colvin	Smoky Mountain
1974	Robbinsville	10-2	Bob Colvin	Smoky Mountain
1975	Maxton	13-0	Roy Vaughn	Cape Fear
1976	Robbinsville	13-0	Bob Colvin	Smoky Mountain
1977	Robbinsville	13-0	Bob Colvin	Smoky Mountain
1978	Midway	12-1	Tommy Sloan	Carolina
1979	Robbinsville	10-3	Bob Colvin	Smoky Mountain
1980	Robbinsville	13-0	Bob Colvin	Smoky Mountain
1981	Robbinsville	11-2	Bob Colvin	Smoky Mountain
1982	Robbinsville	11-2	Bob Colvin	Smoky Mountain
1983	Robbinsville	11-2	Bob Colvin	Smoky Mountain
1984	Jamesville	13-0	Jerry Godley	Tobacco Belt
1985	Swain County	12-3	Boyce Deitz	Smoky Mountain
1986	Murphy	15-0	David Gentry	Smoky Mountain
1987	Murphy	15-0	David Gentry	Smoky Mountain
1988	Swain County	14-1	Boyce Deitz	Smoky Mountain
1989	Swain County	13-2	Boyce Deitz	Smoky Mountain
1990	Swain County	13-2	Boyce Deitz	Smoky Mountain
1991	Murphy	14-1	David Gentry	Smoky Mountain
1992	Robbinsville	13-2	Dale Smallen	Smoky Mountain
1993	Hobbs	14-1	Al Britt	Carolina
1994	North Edgecombe	13-2	Raymond Cobb	Tobacco Belt
1995	Williamston	13-2	Harold Robinson	Albemarle
1996	Murphy	14-0	David Gentry	Smoky Mountain
1997	North Edgecombe	15-0	Raymond Cobb	Tobacco Belt
1998	Starmount	15-1	Joe Hutchens	Northwest
1999	Williamston	15-0	Harold Robinson	Northeastern-Albemarle
2000	Graham	14-2	Pat Moser	Central Tar Heel
2001	1-A: Swain County	13-2	Rod White	Smoky Mountain
	1-AA: Albemarle	15-1	Jack Gaster	Yadkin Valley
2002	1-A: Elkin	14-2	Richard Grissom	Northwest
	1-AA: Albemarle	16-0	Jack Gaster	Yadkin Valley
2003	1-A: Elkin	16-0	Richard Grissom	Northwest
	1-AA: Albemarle	16-0	Jack Gaster	Yadkin Valley
2004	1-A: Swain County	14-0	Rod White	Smoky Mountain
	1-AA: Thomasville	13-3	Benji Brown	Yadkin Valley
2005	1-A: Elkin	15-1	Richard Grissom	Northwest
	1-AA: Thomasville	16-0	Benji Brown	Yadkin Valley
2006	1-A: Elkin	13-3	Richard Grissom	Northwest
	1-AA: Thomasville	16-0	Benji Brown	Yadkin Valley
2007	1-A: Plymouth	16-0	Robert Cody	Albemarle
	1-AA: James Kenan	16-0	Ken Avent, Jr.	Super Six
2008	1-A: Mount Airy	16-0	Kelly Holder	Northwest
	1-AA: Thomasville	16-0	Allen Brown	Yadkin Valley
2009	1-A: Wallace-Rose Hill	14-2	Joey Price	Tri-County
	1-AA: Albemarle	16-0	Baxter Morris	Yadkin Valley
2010	1-A: Wallace-Rose Hill	16-0	Joey Price	Tri-County
	1-AA: Albemarle	12-4	Danny Akins	Yadkin Valley
2011:	1-A: Murphy	12-4	David Gentry	Smoky Mountain
	1-AA: Swain County	15-1	Sam Patillo	Smoky Mountain
2012:	1-A: Plymouth	15-1	Robert Cody	Four Rivers
	1-AA: Southwest Onslow	14-1	Phil Padgett	Coastal Plains
2013:	1-A: Murphy	13-3	David Gentry	Smoky Mountain
	1-AA: James Kenan	15-0	Ken Avent Jr.	Carolina
2014:	1-A: Robbinsville	16-0	Dee Walsh	Smoky Mountain
	1-AA: Wallace-Rose Hill	15-1	Joey Price	Four County
2015:	1-A: Plymouth	14-2	Robert Cody	Coastal Ten
	1-AA: Wallace-Rose Hill	15-1	Joey Price	Four County
2016:	1-A: Murphy	15-1	David Gentry	Smoky Mountain
	1-AA: Wallace-Rose Hill	15-1	Joey Price	Four County
2017:	1-A: Cherokee	14-1	Kent Briggs	Smoky Mountain
	1-AA: Tarboro	15-0	Jeff Craddock	Coastal Plains
2018:	1-A: Murphy	13-1	David Gentry	Smoky Mountain
	1-AA: Tarboro	15-0	Jeff Craddock	Coastal Plains
2019:	1-A: Robbinsville	15-0	Dee Walsh	Smoky Mountain
	1-AA: East Surry	15-0	Trent Lowman	Northwest
20-21:	1-A: Murphy	10-1	David Gentry	Smoky Mountain
	1-AA: Tarboro	9-0	Jeff Craddock	Coastal Plains
2021	Tarboro	14-1	Jeff Craddock	Four Rivers



2A FOOTBALL STATE CHAMPIONSHIP COACH & CONF.



YEAR	STATE CHAMPION	RECORD	HEAD COACH	CONFERENCE
1972	Sylva-Webster	13-0-1	Babe Howell	Smoky Mountain
1973	Sylva-Webster	14-0	Babe Howell	Smoky Mountain
1974	Murphy	14-0	Terry Postell	Smoky Mountain
1975	Roanoke	13-1	Lin Respass	Eastern Plains
1976	Franklin	12-2	Bill Dyar	Smoky Mountain
1977	Charlotte Catholic	14-0	Jim Oddo	Rocky River
1978	Maiden	12-1-1	Tom Brown	Southern District Seven
1979	Swain County	14-0	Boyce Deitz	Smoky Mountain
1980	Sylva-Webster	11-3	Babe Howell	Smoky Mountain
1981	Randleman	13-1	Charlie Gregory	Central Carolina
1982	Randleman	13-1	Charlie Gregory	Central Carolina
1983	Randleman	13-0	Charlie Gregory	Central Carolina
1984	Forest Hills	13-1	Algie Faircloth	Rocky River
1985	Lexington	14-1	Gary Whitman	Central Carolina
1986	Lexington	14-1	Gary Whitman	Central Carolina
1987	Whiteville	15-0	Bill Hewitt	Waccamaw
1988	Thomasville	13-2	Allen Brown	Central Carolina
1989	Clayton	15-0	Gary Fowler	Capital Area
1990	Clinton	15-0	Bob Lewis	East Central
1991	Thomasville	14-1	Allen Brown	Central Carolina
1992	West Brunswick	11-3	Jim Brett	Waccamaw 2A/3A
1993	Lincolnton	13-2	Richard Smith	Western Piedmont
1994	Wallace-Rose Hill	14-1	Stuart Ennis	East Central
1995	Thomasville	16-0	Allen Brown	Central Carolina
1996	Clinton	12-2	Bob Lewis	East Central
1997	Clinton	14-1	Bob Lewis	East Central
1998	Shelby	13-2	Chris Norman	Southern Piedmont 1A/2A
1999	High Point Central	15-0	Gary Whitman	Central Carolina
2000	Southwest Onslow	15-1	Phil Padgett	East Central
2001	Clinton	15-0	Bob Lewis	Tri-Six
2002	2-A: Cummings	9-7	Steve Johnson	North State
	2-AA: Reidsville	15-1	Jimmy Teague	North State
2003	2-A: Southwest Onslow	16-0	Phil Padgett	East Central
	2-AA: Reidsville	15-1	Jimmy Teague	North State
2004	2-A: Southwest Onslow	15-1	Phil Padgett	East Central
	2-AA: Charlotte Catholic	16-0	Jim Oddo	Rocky River
2005	2-A: Clinton	12-3	Steve Mallard	East Central
	2-AA: Shelby	13-3	Chris Norman	Southwestern 2A/3A
2006	2-A: Cummings	15-1	Steve Johnson	Mid-State 1A/2A
	2-AA: Shelby	16-0	Chris Norman	Southwestern 2A/3A
2007	2-A: Lincolnton	12-4	Scott Cloninger	Southern Piedmont 1A/2A
	2-AA: Reidsville	16-0	Jimmy Teague	North State
2008	2-A: Newton-Conover	15-1	Nick Bazzle	Catawba Valley 2A/3A
	2-AA: Reidsville	16-0	Jimmy Teague	North State
2009	2-A: Tarboro	15-1	Jeff Craddock	Eastern Plains
	2-AA: Reidsville	16-0	Doug Robertson	Mid-State
2010	2-A: Tarboro	16-0	Jeff Craddock	Eastern Plains
	2-AA: Salisbury	13-3	Joe Pinyan	Central Carolina
2011	2-A: Tarboro	13-2	Jeff Craddock	Eastern Plains
	2-AA: West Stokes	16-0	Jimmy Upchurch	Northwest 1A/2A
2012:	2-A: East Lincoln	15-0	Mike Byus	Southern Piedmont
	2-AA: South Iredell	14-2	Scott Miller	Catawba Valley
2013:	2-A: Shelby	12-4	Lance Ware	South Mountain Athletic
	2-AA: T.W. Andrews	14-1	Rodney McKoy	PAC-6
2014:	2-A: Shelby	14-2	Lance Ware	South Mountain Athletic
	2-AA: East Lincoln	16-0	Mike Byus	Southern District 7
2015:	2-A: Shelby	15-1	Lance Ware	South Mountain Athletic
	2-AA: Monroe	16-0	Johnny Sowell	Rocky River
2016:	2-A: Reidsville	16-0	Jimmy Teague	Mid-State
	2-AA: Shelby	16-0	Lance Ware	South Mountain Athletic
2017:	2-A: Wallace-Rose Hill	14-1	Kevin Motsinger	East Central
	2-AA: Hibriten	16-0	Clay Lewis	Northwestern Foothills
2018:	2-A: Reidsville	16-0	Jimmy Teague	Mid-State 2A
	2-AA: Shelby	13-3	Lance Ware	Southwestern 2A
2019:	2-A: Reidsville	15-1	Jimmy Teague	Mid-State 2A
	2-AA: Shelby	14-1	Mike Wilbanks	Southwestern 2A
20-21:	2-A Reidsville	10-0	Jimmy Teague	Mid-State 2A
	2-AA: Salisbury	9-2	Brian Hinson	Central Carolina
2021:	Shelby	15-1	Mike Wilbanks	Southern Piedmont 1A/2A



3A FOOTBALL STATE CHAMPIONSHIP COACH & CONF.



YEAR	STATE CHAMPION	RECORD	HEAD COACH	CONFERENCE
1972	Sanford (co-champs)	11-2-1	Paul Gay	Southeastern
	Waynesville Tuscola (co-champs)	11-1-2	Joe Caldwell	Parkway
1973	Jamestown Ragsdale (co-champs)	13-0-1	Richard Kemp	Mid-State West
	East Bladen (co-champs)	9-3-2	Bob Lewis	Three Rivers
1974	Jamestown Ragsdale	14-0	Richard Kemp	Mid-State West
1975	Canton Pisgah	13-1	Danny Shook	Parkway
1976	Canton Pisgah	14-0	Danny Shook	Parkway
1977	Western Guilford	12-2	Doug Henderson	Mid-State West
1978	Watauga	13-0-1	Bill Mauldin	Northwestern
1979	Belmont South Point	14-0	Jim Biggerstaff	Southwestern
1980	Burlington Walter Williams	14-0	Pete Stout	Mid-State
1981	Burlington Walter Williams	14-0	Pete Stout	Mid-State
1982	Brevard	14-0	Frank Robinson	Big Mac
1983	Eastern Randolph	13-1	Donnie Baxter	Mid-State
1984	Tarboro	13-1	Jim Brett	Northeastern
1985	Burlington Walter Williams	13-2	Sam Story	Mid-State
1986	Shelby	13-1-1	Jim Taylor	Southwestern
1987	Shelby	14-1	Jim Taylor	Southwestern
1988	Burlington Hugh Cummings	15-0	Dave Gutshall	Mid-State
1989	Kannapolis A.L.Brown	14-1	Bruce Hardin	South Piedmont
1990	Burlington Hugh Cummings	15-0	Dave Gutshall	Mid-State
1991	High Point T.W. Andrews	13-2	Herb Goins	Piedmont Athletic
1992	Burlington Hugh Cummings	13-2	Dave Gutshall	Mid-State
1993	West Brunswick	13-3	Jim Brett	Waccamaw 2A/3A
1994	Burns	13-2	Ron Greene	Southwestern
1995	Bertie	13-2	Roy Bond	Big Eight
1996	Hickory	16-0	David Elder	Western Piedmont
1997	Kannapolis A.L. Brown	15-1	Bruce Hardin	South Piedmont
1998	Winston-Salem Carver	16-0	Keith Wilkes	Piedmont Triad
1999	Burlington Walter Williams	15-1	Sam Story	Triad
2000	Bertie	15-1	Roy Bond	Big Eight
2001	Parkland	15-1	DeAngelo Bell	Piedmont Triad
2002	3-A: Winston-Salem Carver	14-0-1	Keith Wilkes	Piedmont Triad
	3-AA: Gastonia Ashbrook	11-4	Joe Shepherd	Big South
2003	3-A: Belmont South Point	15-1	John Devine	Big South
	3-AA: Crest	12-3	Roy Kirby	Northwest
2004	3-A: Concord	15-1	E.Z. Smith	South Piedmont
	3-AA: Crest	14-1	Roy Kirby	Northwest
2005	3-A: Asheville	15-0	Danny Willkins	Mountain Athletic
	3-AA: Charlotte Catholic	16-0	Jim Oddo	Queen City 3A/4A
2006	3-A: Concord	13-3	E.Z. Smith	South Piedmont
	3-AA: Eastern Randolph	15-1	Burton Cates	Mid-Piedmont
2007	3-A: Western Alamance	16-0	Hal Capps	Triad
	3-AA: Greensboro James Dudley	13-3	Steven Davis	Triad
2008	3-A: West Rowan	15-1	Scott Young	North Piedmont
	3-AA: Greensboro James Dudley	16-0	Steven Davis	Triad
2009:	3-A: West Rowan	16-0	Scott Young	North Piedmont
	3-AA: South Point	14-2	John Devine	Big South
2010:	3-A: West Rowan	16-0	Scott Young	North Piedmont
	3-AA: Northern Guilford	14-2	Johnny Roscoe	Mid-State
2011:	3-A: Havelock	16-0	Jim Bob Bryant	Coastal
	3-AA: Northern Guilford	14-1	Johnny Roscoe	Mid-State
2012:	3-A: Havelock	15-1	Jim Bob Bryant	Coastal
	3-AA: Northern Guilford	15-0	Johnny Roscoe	Mid-State
2013:	3-A: Havelock	16-0	Jim Bob Bryant	Coastal
	3-AA: Southern Durham	14-2	Adrian Jones	Big Eight
2014:	3-A: Crest	16-0	Mark Barnes	South Mountain Athletic
	3-AA: Northern Guilford	15-1	Johnny Roscoe	Mid-State
2015:	3-A: Rocky Mount	14-2	Jason Battle	Big East
	3-AA: Crest	16-0	Will Clark	South Mountain Athletic
2016:	3-A: South Point	12-4	Mickey Lineberger	Big South
	3-AA: Weddington	13-3	Tim Carson	Southern Carolina
2017:	3-A: Charlotte Catholic	16-0	Mike Brodowicz	Southern Carolina
	3-AA: New Hanover	15-1	Earl Smith	Mideastern 3A/4A
2018:	3-A: Charlotte Catholic	15-1	Mike Brodowicz	Southern Carolina
	3-AA: Weddington	15-1	Andy Capone	Southern Carolina
2019:	3-A: Charlotte Catholic	12-3	Mike Brodowicz	Southern Carolina
	3-AA: Weddington	16-0	Andy Capone	Southern Carolina
20-21:	3-A: Charlotte Catholic	9-1	Mike Brodowicz	Southern Carolina
	3-AA: Mount Tabor	10-0	Tiesuan Brown	Piedmont Triad
2021:	Dudley	15-1	Steven Davis	Mid-State



4A FOOTBALL STATE CHAMPIONSHIP COACH & CONF.



YEAR	STATE CHAMPION	RECORD	HEAD COACH	CONFERENCE
1972	High Point T.W. Andrews	12-1	Bob Boswell	Division 5
1973	Sanford Central	13-1	Paul Gay	Division 3
1974	Gastonia Ashbrook	11-1-2	Jerry Carpenter	Division 10
1975	Greenville Rose	12-2	Dave Bumgarner	Division 1
1976	High Point T.W. Andrews	13-1	Herb Goins	Division 7
1977	East Mecklenburg	13-1	Don Hipps	Division 9
1978	Richmond County	12-2	Hal Stewart	Division 4
1979	High Point Central	11-3	Ron Krall	Division 8
1980	Greensboro Page	13-1	Marion Kirby	Division 8
1981	South Mecklenburg	14-0	Jim Seacord	Southwestern
1982	Jacksonville	14-0	Ray Durham	Mideastern
1983	Greensboro Page	13-1	Marion Kirby	Central Piedmont
1984	Greensboro Page (co-champs)	13-0-1	Marion Kirby	Central Piedmont
	Fayetteville 71st (co-champs)	12-1-1	Bobby Poss	Mid-South
1985	Greensboro Page	15-0	Marion Kirby	Metro
1986	Fayetteville 71st	14-1	Bobby Poss	Mid-South
1987	Garner	15-0	Hal Stewart	Cap Nine
1988	Richmond Senior	15-0	Daryl Barnes	Southeastern
1989	Richmond Senior	15-0	Daryl Barnes	Southeastern
1990	Richmond Senior	14-1	Daryl Barnes	Southeastern
1991	Hope Mills South View	13-2	Bobby Poss	Mid-South
1992	East Forsyth	15-0	Joe Bill Ellender	Metro
1993	Northern Durham	15-0	Ken Browning	PAC-Six
1994	Crest	15-0	Mike Stewart	Northwestern
1995	West Charlotte	15-1	Tom Knotts	Southwestern
1996	Crest	14-0-1	Mike Stewart	Northwestern
1997	Richmond Senior	15-0	Daryl Barnes	Southeastern
1998	Richmond Senior	16-0	Daryl Barnes	Southeastern
1999	Asheville A.C. Reynolds	15-1	Bobby Poss	Mountain Athletic
2000	Charlotte Independence	15-1	Tom Knotts	Southwestern
2001	Charlotte Independence	16-0	Tom Knotts	ME-CA Eight
2002	4-A: Asheville A.C. Reynolds	14-1	Bobby Poss	Northwestern
	4-AA: Charlotte Independence	16-0	Tom Knotts	ME-CA Eight
2003	4-A: Greenville Rose	14-2	Greg Thomas	Big East
	4-AA: Charlotte Independence	16-0	Tom Knotts	ME-CA Eight
2004	4-A: Greenville Rose	14-2	Greg Thomas	Big East
	4-AA: Charlotte Independence	15-0	Bill Geiler	ME-CA Eight
2005	4-A: Greenville Rose	16-0	Greg Thomas	Coastal 3A/4A
	4-AA: Charlotte Independence	15-0	Tom Knotts	Southwestern
2006	4-A: Greenville Rose	16-0	Greg Thomas	Coastal 3A/4A
	4-AA: Charlotte Independence	16-0	Tom Knotts	Southwestern
2007	4-A: Wilmington John T. Hoggard	15-0	Scott Braswell	Mideastern 3A/4A
	4-AA: New Bern	14-2	Bobby Curlings	Coastal 3A/4A
2008	4-A: Fayetteville Seventy-First	14-2	Bob Paroli	Mid-Southeastern
	4-AA: Richmond	12-3-1	Paul Hoggard	Mid-Southeastern
2009	4-A: Asheville A.C. Reynolds	14-2	Shane Laws	Mountain Athletic
	4-AA: Matthews David Butler	15-0	Mike Newsome	Southwestern
2010	4-A: Durham Hillside	16-0	Antonio King	PAC-Six
	4-AA: Matthews David Butler	16-0	Mike Newsome	Southwestern
2011:	4-A: Scotland	15-0	Chip Williams	Southeastern
	4-AA: Greensboro Page	15-0	Kevin Gillespie	Metro
2012:	4-A: New Bern	15-0	Bobby Curlings	Mideastern
	4-AA: Matthews David Butler	15-0	Brian Hales	Southwestern
2013:	4-A: Greensboro Dudley	15-0	Steven Davis	Metro
	4-AA: Charlotte Mallard Creek	16-0	Michael Palmieri	MeCKa
2014:	4-A: New Bern	16-0	Bobby Curlings	Eastern Carolina
	4-AA: Charlotte Mallard Creek	15-1	Michael Palmieri	MeCKa
2015:	4-A: Charlotte Catholic	15-0	Mike Brodowicz	SoMeck 8
	4-AA: Charlotte Mallard Creek	14-2	Michael Palmieri	MeCKa
2016:	4-A: Greensboro Dudley	15-1	Steven Davis	All-Metro
	4-AA: Wake Forest	16-0	Reggie Lucas	Cap 8
2017:	4-A: Harding University	14-1	Sam Greiner	So. Meck 7
	4-AA: Wake Forest	14-0	Reggie Lucas	Northern Athletic
2018:	4-A: East Forsyth	15-0	Todd Willert	Central Piedmont
	4-AA: Wake Forest	15-0	Reggie Lucas	Northern Athletic
2019:	4-A: East Forsyth	13-2	Todd Willert	Central Piedmont
	4-AA: Charlotte Zebulon B. Vance	13-2	Glenwood Ferebee	I-Meck
20-21	4-A: Grimsley	10-0	Ged O'Donnell	Metro
	4-AA: Charlotte Zebulon B. Vance	10-1	Glennwood Ferebee	I-Meck
2021	Cardinal Gibbons	14-2	Steven Wright	CAP 6

WATCH HIGH SCHOOL SPORTS

LIVE

ON THE NFHS NETWORK



Stream **LIVE** or On Demand from any device.

WWW.NFHSNETWORK.COM

SUBSCRIBE | FOLLOW | WATCH

Desktop Mobile Tablet Connected Apps

Download on the App Store GET IT ON Google Play

Apple TV Google TV fireTV Roku

FastMed

Student athlete's health is our priority

Injuries and illnesses can happen at any time. Fortunately, FastMed provides convenient, affordable, and compassionate care for a wide range of healthcare needs.

\$25 Sports Physicals
special pricing for NCHSAA athletes

COVID-19 testing

Acute injury & illness

Flu prevention & treatment

X-rays

Casts & Splints

Family Medicine at select locations

and more



Scan QR code for sports physical coupon code

A sports physical provider of the NCHSAA
FastMed.com/nchsaa



We make insurance a priority, so you don't have to.

We understand you have more important things to take care of in life than comparing insurance plans. That's why at McGriff, we streamline the process by listening to your needs and tailoring policies specifically to you.

McGriff.com

 **McGriff**

Dan Nunnery, Sr. V.P., Educational Risk
864-297-4444 | DNunnery@McGriff.com
Endorsed by the NCHSAA and the NCADA

© 2021 McGriff Insurance Services, Inc. All rights reserved. McGriff Insurance Services, Inc. is a subsidiary of Truist Insurance Holdings, Inc.

Mort's INC.
TROPHIES - PLAQUES - AWARDS

150 Annaron Court
Raleigh, NC 27603

919.828.2887
919.829.5721 FAX
www.mortstrophies.com
sales@mortstrophies.com

The preferred awards provider of the NCHSAA now offers student-athletes the opportunity to have their own smaller version of their team's championship trophy.



Approx 8.5", \$35 each + S&H

Contact us today!



WNCHSAA CHAMPIONSHIP RESULTS



WESTERN NORTH CAROLINA HIGH SCHOOL ACTIVITIES ASSOCIATION CHAMPIONS

The Western North Carolina High School Activities Association was founded on December 10, 1929. Charter members included Belmont, Concord, Kings Mountain, Lexington, Lincolnton, Monroe, Newton, Mooresville, Black Mountain, Cliffside, Hickory, Lenoir, Marion, Morganton, and Rutherfordton-Spindale. The WNCHSAA grew to 42 members in four conferences before it was dissolved in June of 1977 and its members joined the NCHSAA. Only three of the 42 members failed to win a Western title in some sport during the WNCHSAA's existence and it had some outstanding football programs in it. W.C. Clary served for many years as executive director of the organization.

From 1930-1953, the WNCHSAA had two conferences, South Piedmont and Western. Round robin league schedules were not played; therefore, numerous times two teams would finish tied for the loop crown. Occasionally, a playoff was held for a particular conference, but an overall WNCHSAA title game was rarely played.

In 1947 Hickory officials inaugurated a bowl game to be played at Lenoir-Rhyne College featuring two of the top teams in the WNCHSAA; one from each conference. The game was played from 1947-1950. The teams were selected several weeks before the end of the regular season, making it difficult to pick the league champion.

1930	Hickory and Monroe	no game	1950	Asheboro and Lenoir	no game
1931	Hickory and Morganton	no game	1951	Lenoir 19, Wilkes Central 14	
1932	Hickory and Newton-Conover	no game	1952	Lenoir 25, W-S Children's Home 19	
	These two teams met late in the regular season with Hickory winning 19-0. However, an official title game was not played.		1953	Albemarle 7, Belmont 6	
			1954	Lexington 19, Albemarle 14	
1933	Lexington and Newton-Conover	no game	1955	Four Conference Champions	no game
1934	Lexington and Cherryville	no game	1956	Lexington and Kings Mountain	no game
1935	Concord 39, Newton-Conover 0		1957	Albemarle 54, Marion 6	
1936	Winston-Salem Children's Home and Newton-Conover	no game	1958	Asheboro 33, Hickory 14	
1937	Winston-Salem Children's Home and Forest City	no game	1959	Hickory 34, Albemarle 13	
1938	Winston-Salem Children's Home, Lexington and Lenoir	no game	1960	Hickory 0, Kannapolis 0 (TIE)	
1939	Lexington and Morganton	no game	1961	Mooresville 13, Hickory 12	
1940	Lexington, Statesville and Morganton	no game	1962	Wilkes Central 14, Asheboro 7	
1941	Barium Springs and Morganton	no game	1963	Asheboro 21, Shelby 6	
1942	Thomasville Mills Home and Marion	no game	1964	Thomasville 20, Hickory 13	
1943	Winston-Salem Children's Home and Hickory	no game	1965	Asheboro 34, East Rutherford 7	
1944	Albemarle 19, Shelby 0		1966	Hickory 41, Statesville 7	
1945	Winston-Salem Children's Home and Newton-Conover	no game	1967	Lexington 33, Lincolnton 12	
1946	Albemarle and Morganton	no game	1968	Shelby 32, Thomasville 12	
1947	Winston-Salem Children's Home and Shelby	no game	1969	East Rowan 26, Shelby 21	
1948	Statesville and Charlotte Tech	no game	1970	Shelby 13, Salisbury 7	
1949	Winston-Salem Children's Home Monroe, and Lenoir	no game	1971	Salisbury 14, Belmont South Point 14 (TIE)	
			1972	Shelby 26, Mooresville 21	
			1973	Salisbury 13, Boone Watauga 0	
			1974	Salisbury 14, Shelby 3	
			1975	North Davidson 21, Shelby 21 (TIE)	
			1976	Shelby 25, Lexington 0	



NCHSAC CHAMPIONSHIP RESULTS



NORTH CAROLINA HIGH SCHOOL ATHLETIC CONFERENCE

The North Carolina High School Athletic Conference served for many years as the athletic organization for historically black high schools. The NCHSAC conducted classified state championships in several sports, certified officials and administered its athletic program. Dr. Army Armstrong of Rocky Mount served as its commissioner for many years.

Members of the old NCHSAC, which numbered over 100 at one point, joined the NCHSAA when the Conference merged with the Association. The NCHSAC actually disbanded in 1969. We have diligently researched to uncover state champions, scores of championships, and the like. Unfortunately, there was no master list of champions or game results, and much of what has been uncovered comes from research done by NCHSAA interns in newspaper microfilm or from former coaches and athletic directors. The result of that research in football is listed below.

Our goal is to make this list as complete as possible. Any additions or corrections may be sent to Rick Strunk at the North Carolina High School Athletic Association, Box 3216, Chapel Hill, NC 27515.

OPEN / AAA				
YEAR	CHAMPION	SCORE	RUNNER - UP	SCORE
1928	Oxford Mary Potter	42	W-Salem Columbia Heights	0
1930	Henderson Institute		Goldsboro Dillard	
1931	Raleigh Washington	6	Gastonia Highland	0
1932	Raleigh Washington			
1933	Henderson Institute	14	Belmont Reid	6
1934	Henderson Institute	32	Gastonia Highland	13
1935	Wilmington Williston			
1936-39	not listed			
1940	Gastonia Price			
1941	High Point William Penn	14	Raleigh Washington	6
1942	Asheville Stephens-Lee	13	Durham Hillside	12
1943	Durham Hillside			
1944	Durham Hillside			
1945	Raleigh B.T. Washington	20	Gastonia Highland	0
1946	Gastonia Highland	7	Raleigh Washington	6
1947	Wilmington Williston	12	Lexington Dunbar	0
1949	Raleigh B. T. Washington	2	Gastonia Highland	0
1950	Raleigh B.T. Washington	14	Salisbury Price	0

PLAY WENT TO THREE CLASSIFICATIONS IN 1951

1951	Greensboro Dudley	13	Durham Hillside	6
1952	Kinston Adkin	7	Greensboro Dudley	0
1953	Winston-Salem Atkins	45	New Bern West Street	6
1954	West Charlotte	14	Kinston Adkins	6
1955	Wilmington Williston	13	Winston-Salem Carver	7
1956	New Bern Barber	13	High Point William Penn	12
1957	Asheville Stephens-Lee	25	Rocky Mount B.T. Washington	6
1958	Rocky Mount B.T. Washington	34	Winston-Salem Carver	6
1959	Winston-Salem Atkins	50	Durham Hillside	0
1960	High Point William Penn	12	Durham Hillside	8
1961	Rocky Mount B.T. Washington	18	Winston-Salem Carver	0

PLAY WENT TO FOUR CLASSIFICATIONS IN 1962

1962	Winston-Salem Carver	34	Fayetteville E. E. Smith	2	
1963	Charlotte Second Ward	28	Raleigh Ligon	14	
1964	Wilson Darden	14	Winston-Salem Carver	12	
1965	Elizabeth City P. W. Moore	36	Winston-Salem Carver	0	
1966	Greensboro Dudley	6	New Bern Barber	6	(tie,co-champs)
1967	Fayetteville E. E. Smith	6	Winston-Salem Paisley	0	
1968	Fayetteville E. E. Smith	12	Elizabeth City P.W. Moore	12	
1969	Tarboro Patillo	14	Kinston Adkin	0	



NCHSAC CHAMPIONSHIP RESULTS



AAA DIVISION

YEAR	CHAMPION	SCORE	RUNNER - UP	SCORE
1963	Winston-Salem Anderson	30	Chapel Hill Lincoln	15
1964	Durham Merrick-Moore	37	Winston-Salem Anderson	14
1965	Durham Merrick-Moore	8	Lexington Dunbar	0
1966	Williamston E.J. Hayes	60	Winston-Salem Anderson	12
1967	Winston-Salem Anderson	20	Durham Merrick-Moore	19
1968	Williamston E.J. Hayes	33	Edenton Walker	0

AA DIVISION

YEAR	CHAMPION	SCORE	RUNNER - UP	SCORE
1950	Hickory Ridgeview			
1951	Nash County Training School	7	Hickory Ridgeview	6
1952	Salisbury Price	13	Tarboro Patillo	7
1953	Tarboro Patillo	42	Belmont	0
1954	Nash County Training School	19	Burlington Jordan Sellars	12
1956	Lexington Dunbar	6	Chapel Hill Lincoln	6
1957	Chapel Hill Lincoln	7	Lexington Dunbar	6
1958	Lexington Dunbar	32	Chapel Hill Lincoln	6
1959	Lexington Dunbar	20	Clinton	6
1960	Chapel Hill Lincoln	38	Hickory Ridgeview	8
1961	Chapel Hill Lincoln	22	Hickory Ridgeview	0
1962	Hickory Ridgeview	19	Edenton Walker	8
1963	Lexington Dunbar	24	Ahoskie R.L. Vann	6
1964	Hickory Ridgeview	16	Hamlet Monroe Avenue	0
1965	Perquimans County Union	34	Kannapolis Carver	0
1966	Trenton Jones	8	Kannapolis Carver	6
1967				
1968	Wake Forest DuBois	6	Sampson (tie, co champions)	6



NCHSAA EASTERN REGIONAL FINALS RESULTS



YEAR CLASS 1A

1972 Saratoga 28, Camden 8
 1973 Rosewood 28, John Wilkinson 14
 1974 Manteo 7, North Duplin 6
 1975 North Duplin 7, Manteo 6
 1976 Princeton 8, Angier 6
 1977 Rock Ridge 23, North Duplin 12
 1978 Midway 20, Maxton 12
 1979 Princeton 30, Manteo 14
 1980 Rosewood 16, Rowland 14
 1981 John Wilkinson 26, Princeton 8
 1982 Bath 6, Creswell 0
 1983 Creswell 22, Bladenboro 14
 1984 Jamesville 28, Rosewood 14
 1985 North Edgecombe 12, Clarkton 8
 1986 Tabor City 28, Perquimans 9
 1987 Columbia 40, Richlands 0
 1988 Midway 20, North Edgecombe 14
 1989 Currituck 44, Southwest Onslow 14
 1990 Roanoke 24, Tabor City 14
 1991 Rosewood 15, Gates County 6
 1992 Lakewood 13, Gates County 12
 1993 Hobbton 49, North Edgecombe 28
 1994 North Edgecombe 24, Pamlico 12
 1995 Williamston 37, Midway 20
 1996 N. Edgecombe 14, Midway 13(OT)
 1997 N. Edgecombe 14, S Robeson 7
 1998 N. Edgecombe 12, S.Robeson 0
 1999 Williamston 31, Pamlico 0
 2000 Northside 50, Midway 20
 2001 1A: Williamston 14, N.Edgecombe 12
 1AA:Wallace-Rose Hill 42, Gates 24
 2002 1A: Southside14, N.Edgecombe 12
 1AA:Williamston 37,Farmville 19
 2003 1A:N.Edgecombe 12,N.Duplin 0
 1AA:Farmville 22, Ayden-Grifton 0
 2004 1A:Southside 32,Northside 0
 1AA:Wallace-R. Hill 43, Pamlico 13
 2005 1A:N'Hamp'n-W 20, Southside 14
 1AA:Wallace-R Hill 40, N.Johnston 19
 2006 1A:Manteo 31, N-Hampton-West 20
 1AA: James Kenan 17, E.Bladen 14
 2007 1A: Plymouth 48, Roanoke 6
 1AA:James Kenan 28, Pender 0
 2008 1A: Williamston 42, Jones 41
 1AA: E.Bladen 35, Ayden-Grifton 13
 2009 1A:Wallace-RH 46, N. Edgecombe 14
 1AA: SW Onslow 42, Goldsboro 6
 2010 1A:Wallace-RH 38, Plymouth 0
 1AA:Pender 28, SW Onslow 17
 2011 1A: Jones 14, Manteo 12
 1AA:Ayden-Grifton 14, Wallace-RH 12
 2012 1A:Plymouth 42, Princeton 20
 1AA:SW Onslow 35, James Kenan 12
 2013 1A:Plymouth 50, Lejeune 13
 1AA: James Kenan 28, Wallace-RH 14
 2014 1A:Plymouth 28, Lakewood 0
 1AA: Wallace-RH 34, James Kenan 31
 2015 1A: Plymouth 17, Southside 12
 1AA: Wallace-RH 29, James Kenan 13
 2016 1A: Plymouth 7, Southside 2
 1AA: Wallace-RH 35, Tarboro 17
 2017 1A: North Duplin 12, Plymouth 6
 1AA: Tarboro 50, J.A. Holmes 7
 2018: 1A: Pamlico 16, Rosewood 12
 1AA: Tarboro 48, J.A. Holmes 7
 2019 1A: N-hampton 20, N. Edgecome 12
 1AA: Tarboro 35, J.A. Holmes 6
 20-21 1A: Northside-PT 46, N-hampton 6
 1AA: Tarboro 66, Louisburg 13
 2021 Tarboro 22, Pender 12

CLASS 2A

Williamston 17, Tabor City 13
 Tabor City 14, Gates County 12
 Robersonville 23, White Oak 20
 Roanoke 13, South Granville 10
 Erwin 28, Red Springs 6
 Clayton 16, Tabor City 6
 Tabor City 40, Hobbton 0
 Clayton 42, Gaston 14
 Currituck 14, Southwest Onslow 13
 Whiteville 26, Fuquay-Varina 8
 Whiteville 32, North Duplin 7
 East Carteret 14, Fuquay-Varina 7(OT)
 Whiteville 28, Wallace-Rose Hill 7
 Fuquay-Varina 12,White Oak 7
 Ahoskie 33, Whiteville 31
 Whiteville 28, Ayden-Grifton 0
 Hertford 35, Jordan-Matthews 0
 Clayton 13, Farmville Central 8
 Clinton 39, James Kenan 7
 West Brunswick 27, East Bladen 7
 West Brunswick 39, St.Pauls 14
 Burlington Cummings 45, Clinton 6
 Wallace-Rose Hill 30,West'n Guilford 14
 Clinton 21, Western Guilford 19
 Clinton 56, South Columbus 19
 Clinton 33, East Duplin 0
 Tarboro 49, Reidsville 18
 SW Onslow 34, Western Alamance 13
 SW Onslow 37, Western Alamance 36 (OT)
 Clinton 45, East Duplin 7
 2A:Clinton 13, South Columbus 0
 2AA:Reidsville 26, T.W. Andrews 15
 2A:SW Onslow 23,E.Bladen 17
 2AA:Reidsville 51,W.Alamance 33
 2A:SW Onslow 34,E.Carteret 6
 2AA:W.Alamance 16,Reidsville 14
 2A: Clinton 20, Northside 14
 2AA: Reidsville 34, Bunn 3
 2A: Clinton 25, Northside (Jax) 0
 2AA: S. Vance 32, Forest Hills 26
 2A:S.Columbus 8, Northside (Jax) 3
 2AA: Reidsville 49, Southern Vance 19
 2A: Tarboro 28, Northside (Jax) 14
 2AA: Reidsville 53, Forest Hills 14
 2A: Tarboro 28, East Bladen 22
 2AA: Reidsville 26, Kinston 0
 2A:Tarboro 33, East Bladen 7
 2AA:N'eastern 21, Cedar Ridge 7
 2A:Tarboro 13, South Columbus 10
 2AA:Kinston 20, Reidsville 16
 2A:Tarboro 46, S.Columbus 0
 2AA:Carrboro 21, Northside (Jax) 14
 2A: SW Onslow 19, Northeastern 9
 2AA: T.W.Andrew 42, Washington 15
 2A: Clinton 45, SW Onslow 21
 2AA: Washington 41,Northeastern 17
 2A: Kinston 22, SW Edgecombe 21
 2AA: Bunn 30, Clinton 29
 2A: J.A. Holmes 50, South Columbus 14
 2AA: Northside-Jax 14, East Duplin 7
 2A: Wallace-R Hill 49, Southwest Onslow 7
 2AA: East Duplin 38, North Davidson 28
 2A: Northeastern 47, Southwest Onslow 36
 2AA: North Davidson 24, Ledford 7
 2A: Northeastern 23, Clinton 8
 2AA: Salisbury 14, Randleman 7
 2A: Reidsville 49, Northeastern 21
 2AA: St. Pauls 34, Washington 23
 Wallace-Rose Hill 35, Princeton 25

CLASS 3A

Sanford 14, Northern Nash 12
 East Bladen 6, Ahoskie 0
 Ahoskie 14, Clinton 7
 Havelock 22, Southern Alamance 21
 Clinton 41, Farmville Central 40(OT)
 Western Guilford 20,Clinton 7
 Burlington Williams15,Farmville Cent14
 Ahoskie 20, Southern Guilford 7
 Burlington Williams 21,Edenton Holmes 6
 Burlington Williams 39, Ayden-Grifton 6
 Bertie 14, Clinton 7
 E'n Randolph 34,SW Edgecombe 21
 Tarboro 14, Oxford Webb 6
 Burlington Williams 31, West Craven 0
 Havelock 31, Burlington Cummings 14
 Burlington Williams 21, Tarboro 15
 Burlington Cummings 21, Havelock 19
 Burlington Cummings 28, Bertie 7
 B'ton Cummings 40, Southern Nash 13
 T.W.Andrews 43, Southern Nash 28
 B'ton Cummings 20, T.W. Andrews 14
 West Brunswick 21, Tarboro 13
 Eastern Randolph 34, D. H. Conley 7
 Bertie 18, Eastern Randolph 0
 Ragsdale 21, West Craven 20
 NE Guilford 21, G'boro Dudley 20(OT)
 Carver 21, Burlington Williams 10
 Burlington Williams 28, Carver 21
 Bertie 30, Carver 26
 W-Salem Parkland 28, Wilson Hunt 20
 3A:Fike 18, Goldsboro 14
 3AA: Dudley 36, Clayton 21
 3A:NE Guilford 35,W. Craven 27
 3AA:E.Randolph 19,S.Durham 6
 3A:Hunt 29, Hertford 14
 3AA:Dudley 21, S.Durham 7
 3A:W.Alamance 30,Rocky Mt 10
 3AA: Burl. Williams 33, E.Randolph 14
 3A: W.Alamance 14, E. Alamance 12
 3AA:E.Randolph 34, Burl. Williams 20
 3A: W.Alamance 50, Rocky Mount 36
 3AA:Dudley 14, Oxford Webb 6
 3A: West Craven 22, Rocky Mount 19
 3AA: Dudley 52, Northeast Guilford 7
 3A: E. Alamance 24, Havelock 6
 3AA: S. Johnston 33, So. Nash 32 (3OT)
 3A: E. Alamance 42, Havelock 25
 3AA:N.Guilford 28, Hunt 20
 3A: Havelock 64, Cleveland 7
 3AA: Northern Guilford 29, Hunt 13
 3A:Havelock 42, Orange 7
 3AA:Northern Guilford 44, Hunt 0
 3A: Havelock 44, Eastern Wayne 20
 3AA: Southern Durham 38, Hunt 10
 3A: Havelock 35, Eastern Wayne 12
 3AA:Northern Guilford 34, Chapel Hill 15
 3A: Rocky Mount 42, Eastern Alamance 21
 3AA: So. Durham 19, No. Guilford 15
 3A: Rocky Mount 34, Havelock 33
 3AA: Eastern Guilford 26, Jacksonville 21
 3A: Havelock 41, Western Alamance 14
 3AA: New Hanover 32, Eastern Guilford 29
 3A: Jacksonville 41, Havelock 34
 3AA: Southeast Guilford 37, Cleveland 33
 3A: Southern Nash 32, Eastern Alamance 29
 3AA: Lee County 34, New Hanover 9
 3A: Havelock 49, Western Alamance 17
 3AA: Cleveland 49, Clayton 21
 J.H. Rose 35, Jacksonville 28

CLASS 4A

Reid Ross 28, High Point Central 27
 Sanford 28, Wilmington Hoggard 9
 Sanford 14, Richmond 6
 G'ville Rose 31, Richmond County 14
 Richmond 20, Wilson Fike 10
 Rocky Mount 25, Pine Forest 22
 Richmond 9, Scotland 7
 G'ville Rose 36, Rocky Mount 7
 Jacksonville 24, Goldsboro 13
 Terry Sanford 27, Rocky Mount 7
 Jacksonville 14, Pine Forest 10
 Douglas Byrd 35, Hunt 14
 Seventy-First 46,Scotland 22
 Terry Sanford 14,Smithfield-Selma 7(OT)
 Seventy-First 15, Northern Nash 13
 Garner 20, Northern Durham 17
 Richmond 35, Seventy-First 7
 Richmond 24, Seventy-First 7
 Richmond 28, E.E. Smith 7
 South View 37, New Hanover 36
 Northern Durham 38, South View14
 Northern Durham 41, Garner 18
 Jacksonville 23, Seventy-First 19
 Douglas Byrd 33, New Bern 0
 Douglas Byrd 26, E.E. Smith 14
 Douglas Byrd 46, G'ville Rose 39
 Garner 17, Douglas Byrd 3
 Douglas Byrd 20, Pine Forest 17(OT)
 South View 28, Douglas Byrd 14
 Laney 7, Richmond 3
 4A: N.Nash 28,E.E. Smith 7
 4AA:New Bern 33, East Wake 14
 4A:Rose 32,N.Durham 7
 4AA:New Bern 24,SE Raleigh 21
 4A:Rose 28,E.E.Smith 27
 4AA:South View 22,Green Hope 13
 4A:Rose 56, Lee 0
 4AA: New Bern 28, Wakefield 7
 4A: Rose 31, Hoggard 29
 4AA:Riverside 15, Garner 13
 4A: Hoggard 21, Southern Durham 6
 4AA: New Bern 20, Leesville Road 16
 4A: Douglas Byrd 9, Hillside 7
 4AA: Jack Britt 27, Wake Forest-Rol. 16
 4A: Harnett Cen. 17, New Hanover 7
 4AA: Jack Britt 39, Wake Forest-Rol. 7
 4A:Hillside 12, New Bern 7
 4AA:WF-Rolesville 28, Panther Ck 7
 4A: Scotland 61, New Bern 28
 4AA:Garner 34, Jack Britt 27
 4A:New Bern 23, Scotland 6
 4AA:Jack Britt 14, Garner 8
 4A: Scotland 53, J.H.Rose 40
 4AA: Wake Forest 24, Middle Creek 23
 4A: New Bern 49, Hoggard 14
 4AA: Wake Forest 27, Garner 13
 4A: J.H. Rose 28, New Hanover 14
 4AA: Gboro. Page 49, Middle Creek 23
 4A: Cape Fear 27, Scotland 7
 4AA: Wake Forest 20, Middle Creek 17
 4A: Scotland 47, Hoggard 46
 4AA: Wake Forest 51, Garner 21
 4A: Scotland 28, Seventy-First 0
 4AA: Wake Forest 49, Pinecrest 7
 4A: Cardinal Gibbons 22, Scotland 15
 4AA: Leesville Road 21, Wake Forest 10
 4A: Cardinal Gibbons 30, New Bern 14
 4AA: Rolesville 24, Wake Forest 21
 Cardinal Gibbons 36, Rolesville 28



NCHSAA WESTERN REGIONAL FINALS RESULTS



YEAR	CLASS 1A	CLASS 2A	CLASS 3A	CLASS 4A
1972	North Duplin 15, Red Springs 0	Sylva-Webster 28, Parkwood 0	Tuscola 19, Ragsdale 14	T.W.Andrews 20, Ashbrook 7
1973	Robbinsville 38, Maxton 12	Sylva-Webster 78, South Stanly 7	Ragsdale 28, Tuscola 20	Greensboro Smith 12, S.Mecklenburg 0
1974	Robbinsville 38, Maxton 22	Murphy 21, South Stanly 14	Ragsdale 10, Canton Pisgah 7	Ashbrook 28, Northern Durham 21
1975	Maxton 36, Robbinsville 14	West Montgomery 33, Sun Valley 7	Canton Pisgah 37, Newton-Conover 21	East Mecklenburg 14, East Forsyth 7
1976	Robbinsville 42, Maxton 8	Franklin 13, Ledford 0	Canton Pisgah 40, NW Cabarrus 8	T.W.Andrews 41, Greensboro Page 11
1977	Robbinsville 60, Maxton 6	Charlotte Catholic 28, Maiden 12	South Caldwell 16, Brevard 6	East Mecklenburg 14, Asheville 7
1978	Cherokee 21, North Duplin 8	Maiden 7, Charlotte Catholic 6	Watauga 10, Brevard 7	West Charlotte 14, R.J.Reynolds 0
1979	Robbinsville 20, North Duplin 15	Swain County 23, Central Davidson 0	South Point 28, Hibriten 20	High Point Central 35, East Burke 0
1980	Robbinsville 22, Maxton 15	Sylva-Webster 33, SW Guilford 14	Lexington 14, Crest 6	Greensboro Page 24,Vance 21
1981	Robbinsville 18, Cherokee 6	Randleman 7, Swain County 6	Clyde Erwin 21, Mount Airy 14	South Mecklenburg 22, T.W. Andrews 3
1982	Robbinsville 41, Edneyville 20	Randleman 38, Swain County 20	Brevard 14, Mount Airy 8	Greensboro Page 24, Parkland 14
1983	Robbinsville 34,Rosman (4 OT)	Randleman 29, Sylva-Webster 25	Thomasville 15, A.C.Reynolds 12	Greensboro Page 7, North Forsyth 3
1984	Rosman 10, Cullowhee 7	Forest Hills 20, Swain County 6	Kannapolis Brown 35, W.Henderson 17	Greensboro Page 21, Garinger 7
1985	Swain County 47,St.Pauls 22	Lexington 42, Charlotte Catholic 16	Forest Hills 23, Brevard 15	Greensboro Page 14, Ashbrook 9
1986	Murphy 46, Clarkton 6	Lexington 27, Newton-Conover 21	Shelby 24, Forest Hills 6	West Charlotte 24, Harding 21
1987	Murphy 45, East Montgomery 6	Thomasville 28, Mount Airy 0	Shelby 16, West Caldwell 13	Harding 16, Greensboro Grimsley 7
1988	Swain Co. 43, East Montgomery 12	Thomasville 28, Newton-Conover 24	Shelby 24, Statesville 0	West Charlotte 42, G'boro Grimsley 21
1989	Swain County 57, St.Pauls 23	Monroe 24, Starmount 21 (OT)	Kannapolis Brown 21, Shelby 14	A.C.Reynolds 25, West Forsyth 6
1990	Swain Co.35, East Montgomery 28	Thomasville 7, Clinton 3	Statesville 21, Concord 0	West Forsyth 10, Greensboro Page 6
1991	Murphy 54, East Montgomery 14	Thomasville 14, Charles D.Owen 0	Kannapolis Brown 21, Concord 7	West Charlotte 37, East Forsyth 12
1992	Robbinsville 35, Rosman 3	Maiden 21, Thomasville 0	North Rowan 24, East Rutherford 7	East Forsyth 22, North Mecklenburg 0
1993	Swain County 27, South Robeson 6	Lincolnton 42, Maiden 18	T.W.Andrews 41, Shelby 31	W. Charlotte 24, South Mecklenburg 23
1994	Murphy 27, Bladenboro 16	Lincolnton 45, Thomasville 32	Burns 35, Forest Hills 28 (OT)	Crest 13, Mount Tabor 7
1995	Swain Co. 35, Jordan-Matthews 7	Thomasville 10, Mooresville 0	High Point Central 16, Shelby 14	West Charlotte 30, Crest 0
1996	Murphy 19, Mount Airy 0	Bandys 13, Starmount 7	Hickory 35, Statesville 0	Crest 34, Greensboro Page 21
1997	Rosman 19, Starmount 14	Shelby 17, Bandys 7	Kannapolis Brown 40, Kings Mountain 27	Richmond Sr 16, Crest 12
1998	Starmount 17, Maiden 14(OT)	Shelby 28, High Point Central 14	Kings Mountain 20, Concord 7	Richmond Sr 35, Mount Tabor 26
1999	Graham 37, Robbinsville 30	High Pt Central 21, E. Randolph 12	Asheville 17, Concord 8	A.C. Reynolds 13, Richmond Sr 10
2000	Graham 24, Burl. Cummings 20	Newton-Conover 20, E Randolph 14	Ragsdale 48, Mooresville 7	Independence 30, Anson County 28
2001	1A:Swain County 16, Cherokee 7 1AA: Albemarle 54, East Surry 19	Cummings 19, Lincolnton 17	Crest 19, Ragsdale 17	Independence 42, E.Mecklenburg 14
2002	1A:Elkin 19,Hayesville 13 1AA:Albemarle 25,Maiden 22	2A:Cummings 47,S.Robeson 8 2AA:Bandys 31, Pisgah 21	3A:Carver 27, South Point 6 3AA:Ashbrook 22,Asheville 19(OT)	4A:A.C.Reynolds 28, E.E. Waddell 6 4AA:Independence 29,Butler 0
2003	1A:Elkin 24, Swain 22 1AA:Albemarle 17,Hendersonville 12	2A:Cummings 47, Shelby 16 2AA:Bandys 30,Hibriten 17	3A: South Point 57, Asheville 10 3AA:Crest 14,High Pt Central 6	4A:Mt.Tabor 28,W. Charlotte 3 4AA:Independence 20, Richmond 18
2004	1A:Swain 20, Elkin 6 1AA:Thomasville 23, Maiden 6	2A:Shelby 35, Cummings 27 2AA:Char.Catholic 14, Bandys 9	3A: Concord 21, Asheville 20 3AA:Crest 26,T.C.Roberson 9	4A: Jack Britt 19, Davie 11 4AA:Independence 47,Richmond 19
2005	1A: Elkin 37, Cherokee 7 1AA: Thomasville 41, Murphy 0	2A:Lincolnton 29, Brevard 26 2AA: Shelby 21, Forest Hills 7	3A: Asheville 20,High Pt Andrews 12 3AA:Char.Catholic 28, A.L. Brown 3	4A:Grimsley 1, Crest 0 (forfeit) 4AA: Independence 48, Myers Park 14
2006	1A: Elkin 21, North Duplin 6 1AA: Thomasville 35, Mount Airy 7	2A: Cummings 39, Reidsville 21 2AA: Shelby 28, Pisgah 20	3A: Concord 24, Carver 13 3AA: Charlotte Catholic 25, NW Cabarrus 14	4A: W. Charlotte 21, Watauga 0 4AA: Independence 49, Butler 23
2007	1A: North Duplin 33, Lakewood 0 1AA: W.Montgomery 12, Albemarle 7	2A:Lincolnton 21, E. Lincoln 13 2AA: Shelby 17, Mt. Pleasant 0	3A: N.Gaston 35, Asheville 34 3AA: Charlotte Catholic 24, T.C.Roberson 7	4A: Mt.Tabor 36, Watauga 14 4AA:Independence 10, W.Charlotte 8
2008	1A: Mount Airy 52, Elkin 7 1AA: Thomasville 28, Hendersonville 21	2A: Newton-Conover 52, Starmount 6 2AA: East Lincoln 21, East Henderson 7	3A: West Rowan 35, South Point 7 3AA: A.L. Brown 30, Kings Mountain 14	4A: Seventy-First 27, S.Mecklenburg 6 4AA: Richmond 30, Independence 22
2009	1A: Mount Airy 27, Robbinsville 26 1AA: Albemarle 31, W.Montgomery 0	2A: Mountain Heritage 44, Lexington 13 2AA: Newton-Conover 17, Salisbury 10(OT)	3A: West Rowan 38, Tuscola 29 3AA: South Point 35, Anson 12	4A: A.C. Reynolds 9, G-boro Dudley 8 4AA: Butler 38, Independence 14
2010	1A: Murphy 42, Hobbton 0 1AA: Albemarle 22, Mitchell 7	2A:Carver 41, Lincolnton 27 2AA:Salisbury 21, Shelby 14	3A: W. Rowan 20, Hibriten 14 3AA: Crest 31, Charlotte Catholic 10	4A: Davie 21, Porter Ridge 14 4AA:David Butler 44, Vance 24
2011	1A: Murphy 42, Asheboro 41 (2OT) 1AA: Swain 37, West Montgomery 35	2A:Lincolnton 26, Thomasville 0 2AA: West Stokes 32, Shelby 29	3A:West Rowan 33, Burns 7 3AA:Crest 35, Charlotte Catholic 28	4A:Porter Ridge 34, Mooresville 28 4AA:Page 41, Mallard Creek 27
2012	1A:Murphy 27, Albemarle 24 1AA: Swain 28, Monroe 21	2A:E. Lincoln 31, Madison 14 2AA:S. Iredell 35, Salisbury 28	3A: Freedom 27, Concord 20 3AA:Charlotte Catholic 55, Statesville 19	4A: Porter Ridge 34, N.Davidson 27 4AA:Butler 27, Mallard Creek 10
2013	1A: Murphy 53, Albemarle 21 1AA: West Montgomery 44, Swain 38	2A: Shelby 49, Reidsville 3 2AA: Monroe 48, Parkwood 20	3A:Concord 35, Forestview 14 3AA: Crest 23, Northern Guilford 17(OT)	4A: Dudley 20, Charlotte Catholic 15 4-AA: Mallard Creek 56, Butler 14
2014	1A: Robbinsville 31, Alleghany 7 1AA: Starmount 42, Swain 14	2A: Shelby 31, Mount Pleasant 17 2AA: East Lincoln 31, Franklin 21	3A: Crest 13, South Point 7 3AA: Weddington 24, Cuthbertson 21	4A: Charlotte Catholic 35, Vance 34 4AA: Mallard Creek 48, Lake Norman 41
2015	1A: Robbinsville 30, C.S. Davidson 27 1AA: Mitchell 27, Walkertown 23	2A: Shelby 37, Lincolnton 21 2AA: Monroe 46, East Lincoln 6	3A: South Point 29, Kings Mountain 7 3AA: Crest 44, Concord 6	4-A: Charlotte Catholic 17, Dudley 8 4AA: Mallard Creek 41, East Forsyth 38
2016	1A: Murphy 38, Mitchell 13 1AA: W. Montgomery 31, Mt. Airy 21	2A: Reidsville 28, Lincolnton 7 2AA: Shelby 28, Monroe 7	3A: South Point 26, Hibriten 0 3AA: Weddington 24, Hickory Ridge 7	4A: Dudley 21, Charlotte Catholic 10 4-AA: Page 49, Charlotte Vance 14
2017	1A: Cherokee 42, Mitchell 28 1AA: Mt. Airy 49, Murphy 35	2A: Reidsville 27, Mountain Heritage 20 2AA: Hibriten 19, Shelby 7	3A: Charlotte Catholic 33, J.M. Robinson 15 3AA: A.C. Reynolds 28, Sun Valley 25	4A: Harding 20, Charlotte Vance 14 4AA: Mallard Creek 20, Hough 10
2018	1A: Murphy 28, Robbinsville 6 1AA:East Surry 44, Starmount 27	2A: Reidsville 24, Brevard 21 2AA: Shelby 28, Hibriten 21	3A: Charlotte Catholic 30, Kings Mountain 7 3AA: Weddington 45, Mount Tabor 12	4A:East Forsyth 32, Porter Ridge 14 4AA: Charlotte Vance 21, Myers Park 13
2019	1A: Robbinsville 28, Th. Jefferson 14 1AA: East Surry 35, Mitchell 28	2A: Reidsville 63, West Stokes 13 2AA: Shelby 42, Burns 14	3A:Char. Catholic 56, Kings Mtn. 49 (7 OT) 3AA: Weddington 49, Watauga 14	4A: East Forsyth 21, Grimsley 20 4AA: Char. Z.B. Vance 38, Richmond 7
20-21	1A: Murphy 24, Robbinsville 14 1AA: East Surry 41, Polk Co. 7	2A: Mountain Heritage 30, Hendersonville 29 2AA: Salisbury 24, North Davidson 21	3A:Charlotte. Catholic 24, Monroe 14 3AA: Mt. Tabor 24, Dudley 20	4A: Grimsley 28, Butler 21 4AA: Char. Z.B. Vance 42, Myers Park 7
2021	Mitchell 34, Robbinsville 21	Shelby 45, East Surry 13	Dudley 38, South Point 0	Julius Chambers 35, Hough 21



FOOTBALL STATE PLAYOFF RECORDS (SINCE 1972)



Through 2020-2021 Championship Round

TEAM	APP	W	L	T	%	LAST	TEAM	APP	W	L	T	%	LAST	TEAM	APP	W	L	T	%	LAST
Acme-Delco	3	0	3	0	.000	1990	Creswell	18	10	18	0	.357	2014	Hillside	19	24	18	0	.571	2021
Ahoskie	6	14	6	0	.700	1987	Croatian	12	3	12	0	.200	2021	Hobbs	31	40	30	0	.571	2021
Albemarle	25	49	20	0	.710	2021	Cullowhee	1	1	1	0	.500	1984	Hoggard	26	33	25	0	.569	2021
Alexander Central	20	4	20	0	.167	2020	Cummings	34	68	29	0	.701	2021	Hoke County	13	7	13	0	.350	2021
Alleghany	28	8	28	0	.222	2021	Currituck	24	16	24	0	.400	2021	Holly Springs	7	0	7	0	.000	2021
Glen Alpine	1	1	1	0	.500	1972	Cuthbertson	7	8	7	0	.533	2021	Holmes, John A.	30	30	30	0	.500	2021
Andrews	18	9	18	0	.333	2021	Davie County	22	23	22	0	.511	2021	Hopewell	10	4	10	0	.286	2013
Andrews, T.W.	41	54	37	0	.593	2017	Denton	2	0	2	0	.000	2012	Hough	10	15	10	0	.600	2021
Angier	1	1	1	0	.500	1976	Dixon	11	0	11	0	.000	2012	Hunt	31	34	31	0	.523	2021
Anson County	20	20	20	0	.500	2017	Draughn	4	2	4	0	.333	2021	Huss, Hunter	27	16	27	0	.372	2019
Apex	13	5	13	0	.278	2014	Dudley	26	54	21	1	.711	2021	Independence	28	57	20	1	.731	2019
Apex Friendship	2	1	2	0	.333	2020	Dunn	3	0	3	0	.000	1982	Jacksonville	36	43	35	0	.551	2021
Arday Kell	11	7	11	0	.389	2021	Durham	3	1	3	0	.250	1994	Jamesville	16	4	16	0	.200	2009
Ashbrook	33	25	32	1	.431	2017	East Bladen	34	46	33	1	.575	2021	Jefferson, Thomas	9	9	9	0	.500	2021
Ashe County	18	3	18	0	.143	2020	East Burke	18	10	18	0	.357	2015	Jones	17	15	17	0	.469	2021
Asheboro	20	8	20	0	.286	2015	East Carteret	19	16	19	0	.457	2021	Jordan, C.E.	15	7	15	0	.318	2021
Asheville	32	44	30	0	.595	2021	East Chapel Hill	4	0	4	0	.000	2012	Jordan-Matthews	31	15	31	0	.326	2013
Ashley	5	1	5	0	.167	2007	East Columbus	12	4	12	0	.250	2021	Kenan, James	30	43	28	0	.606	2021
Athens Drive	9	2	9	0	.182	2017	East Davidson	9	0	9	0	.000	2021	Kestrel Heights	1	0	1	0	.000	2014
Atkins	2	0	2	0	.000	2013	East Duplin	27	36	27	0	.571	2021	Kings Mountain	20	30	20	0	.600	2021
Aurora	2	0	1	1	.000	1974	East Forsyth	31	36	30	0	.545	2021	Kinston	22	22	22	0	.500	2021
Avery County	28	12	28	0	.300	2021	East Gaston	13	7	13	0	.350	2021	KIPP Pride	5	2	5	0	.286	2021
Aycock, C.B.	13	5	13	0	.278	2019	East Henderson	16	12	16	0	.429	2018	Knapp	1	0	1	0	.000	1975
Ayden-Grifton	32	38	32	0	.543	2019	East Lincoln	25	33	23	0	.589	2021	Knightdale	8	5	8	0	.385	2021
Bandys	23	33	23	0	.589	2019	East Mecklenburg	22	13	21	1	.371	2017	Lake Norman	13	5	13	0	.278	2021
Bartlett-Yancey	4	0	4	0	.000	2021	East Montgomery	29	23	29	0	.442	2017	Lake Norman Charter	5	1	5	0	.167	2015
Bath	8	4	8	0	.333	1988	East Rowan	11	6	11	0	.353	2018	Lakewood	33	29	32	1	.468	2021
Bear Grass Charter	2	1	2	0	.333	2020	East Rutherford	22	16	22	0	.421	2018	Laney	22	10	22	0	.313	2021
Beaver Creek	8	0	8	0	.000	1995	East Surry	35	32	34	0	.485	2021	Ledford	26	15	26	0	.366	2021
Beddingfield	23	15	23	0	.395	2019	East Wake	23	10	23	0	.303	2021	Lee County	23	17	23	0	.425	2021
Belhaven	2	1	2	0	.333	1976	East Wilkes	33	11	33	0	.250	2021	Leesville Road	18	19	18	0	.514	2021
Berry Academy	6	2	6	0	.250	2012	Eastern Alamance	26	41	26	0	.612	2021	Lejeune	23	14	23	0	.378	2021
Bertie	25	25	23	0	.521	2021	Eastern Guilford	15	7	14	0	.333	2021	Lexington	28	31	26	0	.544	2018
Bessemer City	19	11	19	0	.367	2021	Eastern Randolph	31	47	29	0	.618	2021	Lillington	1	0	1	0	.000	1972
Bishop McGuinness	11	1	11	0	.083	2021	Eastern Wayne	15	4	15	0	.211	2021	Lincolnton	34	52	32	1	.612	2021
Bladenboro	11	10	11	0	.476	1996	Edneyville	4	1	4	0	.200	1992	Littlefield	8	3	8	0	.273	1990
Boone Trail	2	0	2	0	.000	1975	Elkin	32	40	28	0	.588	2021	Louisburg	20	16	20	0	.444	2020
Brevard	30	26	28	0	.481	2019	Enka	9	2	9	0	.182	2021	Lumberton	10	4	10	0	.286	2015
Britt, Jack	19	29	19	0	.604	2021	Enloe	12	0	12	0	.000	2018	Madison	8	3	8	0	.273	2016
Broughton	16	5	16	0	.238	2018	Erwin, Clyde	22	17	22	0	.436	2021	Madison-Mayodan	1	0	1	0	.000	1984
Brown, A.L.	38	55	36	0	.604	2020	Fairmont	20	13	19	0	.406	2019	Maiden	41	50	40	0	.556	2021
Bunker Hill	19	6	19	0	.240	2021	Farmville Central	29	33	29	0	.532	2017	Mallard Creek	12	29	9	0	.763	2021
Bunn	29	30	29	0	.508	2021	Fike	23	14	23	0	.378	2021	Manteo	29	26	29	0	.473	2020
Burns	24	32	23	0	.582	2021	First Flight	9	2	9	0	.182	2018	Marvin Ridge	12	3	12	0	.200	2021
Butler, David	23	40	20	0	.667	2021	Foard, Fred T.	13	3	12	0	.200	2018	Mattamuskeet	15	0	15	0	.000	2016
Byrd, Douglas	26	46	26	0	.639	2013	Forbush	17	4	17	0	.190	2021	Maxton	8	9	7	0	.563	1980
Camden County	27	18	27	0	.400	2021	Forest Hills	37	44	36	0	.550	2021	McDowell County	18	3	18	0	.143	2018
Cape Fear	16	11	16	0	.407	2021	Forestview	18	6	18	0	.250	2021	McMichael, Dalton	7	1	7	0	.125	2021
Cape Hatteras	7	0	7	0	.000	2012	Franklin	24	25	24	0	.510	2021	Middle Creek	18	19	18	0	.514	2021
Cardinal Gibbons	14	23	13	0	.639	2021	Franklinton	20	5	20	0	.200	2021	Midway	35	30	34	0	.469	2021
Carrboro	4	6	4	0	.600	2018	Freedom	28	13	28	0	.317	2021	Millbrook	34	28	34	0	.452	2021
Carson, Jesse	6	1	6	0	.143	2021	Fuquay-Varina	36	29	35	0	.453	2021	Mitchell	22	28	22	0	.560	2021
Carver	22	38	20	0	.655	2016	Garinger	6	4	6	0	.400	2010	Monroe	32	41	31	0	.569	2021
Cary	21	9	21	0	.300	2012	Garner	38	38	37	0	.507	2021	Mooreville	29	22	29	0	.431	2021
Cedar Ridge	4	6	4	0	.600	2010	Gaston	5	3	5	0	.375	1980	Morehead	15	7	15	0	.318	2019
Central Academy	3	1	3	0	.250	2012	Gates County	34	18	34	1	.340	2021	Mount Airy	44	52	43	0	.547	2021
Central Cabarrus	13	5	13	0	.278	2019	Glenn	19	15	19	0	.441	2021	Mount Pleasant	21	17	21	0	.447	2021
Central Davidson	15	5	15	0	.250	2021	Goldsboro	26	20	26	0	.435	2021	Mount Tabor	25	43	24	0	.642	2020
Chambers (Ch. Vance)	19	32	17	0	.653	2021	Graham	15	13	15	0	.464	2017	Mountain Heritage	21	22	21	0	.512	2021
Chapel Hill	21	7	21	0	.250	2021	Graham, John	2	0	2	0	.000	1973	Mountain Island Ch.	4	4	4	0	.500	2019
Charlotte Catholic	38	82	28	0	.745	2021	Grannville Central	7	2	7	0	.222	2019	Murfreesboro	2	0	2	0	.000	1987
Chase	13	8	12	0	.400	2021	Grays Creek	13	7	13	0	.350	2019	Murphy	36	85	26	0	.766	2021
Chatham Central	11	2	11	0	.154	2021	Green Hope	10	7	10	0	.412	2020	Myers Park	20	20	20	0	.500	2021
Cherokee	30	27	29	0	.482	2021	Greene Central	27	10	27	0	.270	2021	Nash Central	12	8	12	0	.400	2021
Cherryville	16	3	16	0	.158	2021	Grimsley	20	25	19	0	.568	2021	New Bern	29	46	26	1	.630	2021
Chocowinity	9	1	9	0	.100	1998	Hallsboro	4	1	4	0	.200	1983	New Hanover	29	32	28	0	.533	2021
Christ the King	2	0	2	0	.000	2021	Harding	14	17	13	0	.567	2017	Newton-Conover	30	37	29	0	.561	2021
Clarkton	8	8	8	0	.500	1991	Harnett Central	15	7	15	0	.318	2013	Norlina	4	0	4	0	.000	1980
Clayton	34	34	33	0	.507	2021	Harris	1	0	1	0	.000	1972	North Brunswick	22	14	22	0	.389	2021
Cleveland	10	20	10	0	.667	2021	Havelock	34	55	31	0	.640	2021	North Buncombe	13	5	13	0	.278	2019
Clinton	42	80	37	0	.684	2021	Hayesville	28	15	28	0	.349	2021	North Davidson	24	24	24	0	.500	2021
Columbia	20	10	20	0	.333	2017	Hendersonville	39	42	39	0	.519	2021	North Duplin	38	39	27	1	.582	2021
C.S. of Davidson	7	2	7	0	.222	2021	Heritage	9	6	9	0	.400	2021	North Edgecombe	34	61	32	0	.656	2021
Concord	31	52	29	0	.642	2021	Hertford County	27	24	27	0	.471	2021	North Forsyth	16	6	16	0	.273	2021
Conley, D.H.	21	10	21	0	.323	2021	Hibriten	23	33	22	0	.600	2020	North Gaston	7	6	7	0	.462	2013
Corinth Holders	5	1	5	0	.167	2021	Hickory	26	15	25	1	.366	2019	North Henderson	9	0	9	0	.000	2021
Cox Mill	7	1	7	0	.125	2021	Hickory Ridge	10	5	10	0	.333	2021	North Iredell	13	3	13	0	.188	2006



FOOTBALL STATE PLAYOFF RECORDS (SINCE 1972)




Through 2020-2021 Championship Round

TEAM	APP	W	L	T	%	LAST	TEAM	APP	W	L	T	%	LAST	TEAM	APP	W	L	T	%	LAST
North Lincoln	9	6	9	0	.400	2021	Rosewood	34	23	34	0	.404	2021	Warren County	18	7	18	0	.280	2021
North Mecklenburg	18	7	18	0	.280	2021	Rosman	34	29	34	0	.460	2018	Washington	28	28	27	0	.509	2021
North Moore	24	10	24	0	.294	2021	Ross, Reid	8	5	7	0	.417	1984	Washington County	2	2	2	0	.500	2019
North Pitt	18	8	18	0	.308	2021	Rowland	3	1	3	0	.250	1980	Watauga	19	19	19	0	.500	2021
North Rowan	30	23	30	0	.434	2021	Salisbury	21	32	19	0	.627	2021	Webb, J.F.	15	12	15	0	.444	2010
North Stanly	8	4	8	0	.333	2019	Sanderson	13	3	13	0	.188	2021	Weddington	16	27	14	0	.659	2021
North Stokes	14	4	14	0	.222	2021	Sanford	4	0	2	1	.000	1976	Weldon	21	9	21	0	.300	2021
North Surry	26	2	26	0	.071	2021	Sanford, Terry	25	21	25	0	.457	2021	West Bladen	7	1	7	0	.125	2021
North Wilkes	12	1	12	0	.077	2019	Saratoga	1	2	1	0	.667	1972	West Brunswick	30	27	29	1	.474	2021
Northampton	9	15	9	0	.625	2021	Scotland County	28	44	27	0	.620	2021	West Caldwell	16	9	16	0	.360	2017
Northampton-East	16	6	16	0	.273	2011	Seventy-First	29	39	26	1	.591	2021	West Carteret	18	4	18	0	.182	2021
Northampton-West	22	22	22	0	.500	2011	Shelby	38	115	26	0	.816	2021	West Charlotte	33	53	32	0	.624	2021
Northeast Guilford	30	25	30	0	.455	2019	Smith, Ben L.	12	5	12	0	.294	2017	West Columbus	18	6	18	0	.250	2021
Northeastern	28	38	28	0	.576	2021	Smith, E.E.	21	21	21	0	.500	2019	West Craven	29	35	29	0	.547	2021
Northern Guilford	11	29	7	0	.806	2021	Smithfield-Selma	17	9	17	0	.346	2021	West Davidson	17	5	17	0	.227	2010
Northern Durham	41	39	40	0	.494	2021	Smoky Mountain	20	4	20	0	.167	2021	West Edgecombe	1	1	1	0	.500	1976
Northern Nash	12	14	12	0	.538	2019	South Brunswick	12	6	12	0	.333	2021	West Forsyth	28	23	28	0	.451	2021
Northern Vance	12	4	12	0	.250	2008	South Caldwell	16	11	16	0	.407	2021	West Henderson	23	8	23	0	.258	2021
Northside-Pinetown	28	20	28	0	.417	2021	South Central	9	3	9	0	.250	2019	West Iredell	13	3	13	0	.188	2019
Northside-Jax	16	27	16	0	.628	2019	South Columbus	26	36	26	0	.581	2021	West Johnston	7	2	7	0	.222	2021
Northwest Ashe	5	0	5	0	.000	1995	South Creek	7	4	7	0	.364	2021	West Lincoln	12	3	12	0	.200	2021
Northwest Cabarrus	18	15	18	0	.455	2019	South Davidson	10	0	10	0	.000	2021	West Mecklenburg	19	6	19	0	.240	2019
Northwest Guilford	16	6	16	0	.273	2021	South Granville	17	12	17	0	.414	2021	West Montgomery	32	39	32	0	.549	2017
Northwest Halifax	9	0	9	0	.000	2021	South Iredell	23	16	22	0	.421	2019	West Rowan	24	36	21	0	.632	2021
Northwood	21	14	20	0	.412	2021	South Johnston	14	9	14	0	.391	2021	West Stanly	17	3	17	0	.150	2021
Oak Grove	3	1	3	0	.250	2021	South Lenoir	5	0	5	0	.000	2010	West Stokes	17	16	16	0	.500	2021
Olympic	21	7	21	0	.250	2020	South Mecklenburg	15	14	14	1	.483	2021	West Wilkes	17	5	17	0	.227	2016
Orange	17	12	17	0	.414	2017	South Point	28	52	24	0	.684	2021	Western Alamance	26	38	25	1	.594	2021
Orrum	3	0	3	0	.000	1988	South Robeson	28	22	28	0	.440	2017	Western Guilford	23	23	22	0	.511	2012
Overhills	6	2	6	0	.250	2017	South Rowan	16	7	16	0	.304	2009	Western Harnett	8	3	8	0	.273	2009
Owen, Charles D.	29	29	29	0	.500	2021	South Stanly	32	17	32	0	.347	2021	Westover	9	5	9	0	.357	2021
Page	40	58	34	1	.624	2021	South Stokes	15	11	15	1	.407	2021	Wheatmore	5	2	5	0	.286	2018
Pamlico	27	26	27	0	.491	2021	South View	24	39	23	0	.629	2021	White Oak	17	11	16	1	.393	2021
Panther Creek	9	9	9	0	.500	2021	Southeast Guilford	22	17	22	0	.436	2021	Whiteville	34	45	33	0	.577	2021
Parkland	23	20	23	0	.465	2019	Southeast Halifax	19	9	19	0	.321	2021	Wilkes Central	16	8	16	0	.333	2019
Parkwood	15	8	15	0	.348	2021	Southeast Raleigh	16	11	16	0	.407	2016	Wilkinson, John	3	2	3	0	.400	1986
Pasquotank	8	0	8	0	.000	2014	Southern Alamance	17	10	17	0	.370	2021	Williams, Walter	34	43	30	0	.589	2021
Patton	6	2	6	0	.250	2018	Southern Durham	30	35	29	0	.547	2021	Williamston	22	35	20	0	.636	2009
Pender County	18	19	18	0	.514	2021	Southern Guilford	21	12	21	0	.364	2021	Winston-Salem Prep	4	2	4	0	.333	2021
Perquimans	26	13	26	0	.333	2021	Southern Lee	7	1	7	0	.125	2019	Zebulon	3	0	3	0	.000	1987
Person	20	5	19	0	.208	2016	Southern Nash	22	22	22	0	.500	2021							
Piedmont	10	7	10	0	.412	2015	Southern Vance	14	16	13	0	.552	2013							
Pine Forest	25	16	25	0	.390	2021	Southern Wayne	11	4	11	0	.267	2011							
Pine Lake Prep	5	2	5	0	.286	2021	Southside	16	26	16	0	.619	2021							
Pinecrest	14	42	14	0	.750	2021	SW Edgecombe	27	31	26	0	.544	2021							
Pisgah	36	40	34	1	.533	2021	Southwest Guilford	14	3	14	0	.176	2019							
Plymouth	25	40	23	1	.625	2017	Southwest Onslow	37	73	33	0	.689	2021							
Polk County	24	19	24	0	.442	2021	SW Randolph	7	0	7	0	.000	2021							
Porter Ridge	10	19	10	0	.655	2021	Spring Creek	10	0	10	0	.000	2016							
Princeton	23	20	23	0	.465	2021	St. Pauls	28	25	29	0	.463	2021							
Prospect	2	0	2	0	.000	1979	St. Stephens	9	2	9	0	.182	2015							
Providence	21	13	21	0	.382	2021	Starmount	36	49	35	0	.583	2021							
Providence Grove	10	0	10	0	.000	2021	Statesville	32	36	32	0	.529	2021							
R-S Central	11	4	11	0	.267	2019	Stoneville	1	0	1	0	.000	1973							
Ragsdale	30	41	27	1	.594	2019	Sun Valley	15	14	15	0	.483	2018							
Randleman	27	25	27	0	.481	2021	Surry Central	18	2	18	0	.100	2021							
Reagan	7	4	7	0	.364	2021	Swain County	40	94	32	0	.746	2021							
Red Springs	27	14	27	0	.341	2020	Swansboro	10	3	10	0	.231	2013							
Reidsville	34	86	26	1	.761	2021	Swett, Purnell	12	3	12	0	.200	2017							
Reynolds, A.C.	31	55	28	0	.663	2021	Sylva-Webster	9	16	6	0	.727	1987							
Reynolds, R.J.	12	6	11	1	.333	2018	Tabor City	15	23	15	0	.605	1991							
Richlands	22	14	22	0	.389	2018	Tar Heel	6	3	6	0	.333	2000							
Richmond County	44	89	36	0	.712	2021	Tarboro	38	80	29	0	.734	2021							
Riverside-Durham	15	6	15	0	.286	2019	Thomasville	37	79	30	0	.725	2021							
Riverside-Martin	10	8	10	0	.444	2021	Topsail	17	4	17	0	.190	2019							
Roanoke	18	29	18	0	.617	2009	Trask, Heide	14	2	14	0	.125	2016							
Roanoke Rapids	17	7	17	0	.292	2021	Trinity	8	2	8	0	.200	2014							
Robbinsville	41	74	29	0	.718	2021	T													

Your Time to Shine

Now is your time to make it happen.
It takes a team of individuals committed to hard work, diligence,
and getting better every day to reach a goal.



Congratulations to all the teams participating in the
North Carolina High School Athletic Association Fall State Championships.

Enjoy the Game.



*Musco Lighting is a
Proud Partner of NCHSAA*

©2022 Musco Sports Lighting, LLC · ADNC22-2


We Make It Happen®