



2023 North Carolina High School Athletic Association Football Playoff Notes

16
teams remaining

8
Regional
Championships

7
Games on NFHS
Network this week

11
Local Radio
Game Broadcasts

4
Champions to
be crowned

CHAPEL HILL -- The North Carolina High School Athletic Association released the brackets for the 2023 Football Championships on Saturday, October 28, ahead of the First Round Games on Friday, Nov. 3. This year's State Championship Games will mark the 109th season in which North Carolina has crowned a high school football state champion, dating back to Raleigh's win in 1913 (no champion in 1918). The 2023 football playoffs are the third iteration of the current NCHSAA Football Playoff format as the classifications were split and eight champions were crowned from 2002 to the spring of 2021 (Covid-19 year).

The 2023 Championship Games will be held December 8th and 9th at Kenan Memorial Stadium on the campus of the University of North Carolina at Chapel Hill and at Carter-Finley Stadium on the campus of North Carolina State University.

Regional Championship Notes

State Championship Pre Game Press Conference

Thanks to the support of the Carolina Panthers, the information session and press conference will be in-person at Bank of America Stadium in Charlotte. The session will be held on Monday, December 4, beginning at 10:00 A.M. in the Panthers Den on the third floor. Media will enter in the Platinum Access doors off of S. Graham Street and take the elevator up to the third floor. Panthers staff will be directing attendees to the Panthers Den once they get to the Platinum Access lobby. Check-in will be at the welcome table right out of the elevator on the third floor, parking vouchers and media packets for the Championship Games will be available there.

Regional Appearances

From 1961 through 1971, play did not culminate in a state champion in all classifications. Since 1972 every classification has declared a state champion and from 2001-2021, each classification had two champions. The NCHSAA All-Time Playoff records and subsequently the regional appearances records, go back only to 1972. Below are the regional final appearances and records of each team participating in the 2023 Regional Championships.

Shelby	24th appearance (16-7)	1986, 1987, 1988, 1989, 1993, 1995, 1997, 1998, 2003, 2004, 2005, 2006, 2007, 2010, 2011, 2013, 2014, 2015, 2016, 2017, 2018, 2019, 2021, 2023
Robbinsville	20th appearance (13-6)	1973, 1974, 1975, 1976, 1977, 1979, 1980, 1981, 1982, 1983, 1992, 1999, 2009, 2014, 2015, 2018, 2019, 2020, 2021, 2023
Clinton	17th appearance (10-6)	1974, 1976, 1977, 1982, 1990, 1993, 1995, 1996, 1997, 2001, 2002, 2005, 2006, 2014, 2018, 2019, 2023
Tarboro	17th appearance (13-3)	1984, 1987, 1993, 1998, 2008, 2009, 2010, 2011, 2012, 2016, 2017, 2018, 2019, 2020, 2021, 2022, 2023
Reidsville	16th appearance (10-5)	1995, 2002, 2003, 2004, 2006, 2007, 2008, 2011, 2013, 2016, 2017, 2018, 2019, 2020, 2022, 2023
Dudley	12th appearance (7-4):	1997, 2002, 2004, 2007, 2008, 2009, 2013, 2015, 2016, 2020, 2021, 2023



2023 North Carolina High School Athletic Association Football Playoff Notes

Independence	11th appearance (8-2):	2000, 2001, 2002, 2003, 2004, 2005, 2006, 2007, 2008, 2009, 2023
Mount Airy	11th appearance (4-6):	1981, 1982, 1987, 1996, 2006, 2008, 2009, 2016, 2017, 2022, 2023
Seventy-First Hoggard	8th appearance (3-4):	1984, 1986, 1988, 1989, 1994, 2008, 2022, 2023
Northeastern	6th appearance (1-4):	1973, 2006, 2007, 2014, 2017, 2023
Weddington	6th appearance (2-3):	2013, 2014, 2018, 2019, 2020, 2023
Cardinal Gibbons	6th appearance (4-1):	2014, 2016, 2018, 2019, 2022, 2023
Northern Nash	4th appearance (3-0)	2019, 2020, 2021, 2023
Hickory	4th appearance (2-1)	1986, 2002, 2022, 2023
West Columbus	2nd appearance (1-0)	1996, 2023
	1st appearance (0-0)	2023

Regional Rematch

Northern Nash and Seventy-First have met twice before in the East Regional Championship and both match-ups were barnburners. In 1986, Seventy-First beat Northern Nash 15-13 in the 4A East Regional Championship and 36 years later -- last year -- Northern Nash exacted its long-awaited revenge with a 23-22 win in the 3A East Regional Championship.

Despite having 40 appearances between them, Shelby and Reidsville have only met once before in the Regional Final. Shelby beat Reidsville 49-3 in the 2013 2A Western Regional Championship.

Mount Airy and Robbinsville have met in the Regional Final once before. In 2009, the Granite Bears won the 1A Western Regional Championship 27-26. Northeastern and Clinton have also met once before in the Regional final. Northeastern beat Clinton 23-8 in the 2019 2A Eastern Regional Championship.

Margin of Victory

Of the 16 games in the regional semifinals, seven of them were decided by a touchdown or less. Below are the margins of victory for each game in round four.

Seed	Winning Team	Margin	Seed	Losing Team
4A W No. 23	Independence	3	4A W No. 6	Butler
2A E No. 2	Northeastern	3	2A E No. 6	Whiteville
3A E No. 2	Seventy-First	5	3A E No. 3	Southern Alamance
1A E No. 2	West Columbus	5	1A E No. 3	Wilson Prep
4A E No. 5	Cardinal Gibbons	7	4A E No. 1	Rolesville
2A W No. 7	Shelby	7	2A W No. 11	Forest Hills
1A E No. 1	Tarboro	7	1A E No. 13	East Bladen
3A W No. 4	Dudley	12	3A W No. 1	Crest
3A W No. 2	Hickory	12	3A W No. 3	West Henderson
2A W No. 1	Reidsville	15	2A W No. 4	Bunker Hill
4A E No. 3	Hoggard	16	4A E No. 2	Clayton
4A W No. 1	Weddington	17	4A W No. 4	Grimsley
3A E No. 13	Northern Nash	21	3A E No. 1	Havelock
1A W No. 2	Mount Airy	21	1A W No. 3	Eastern Randolph
2A E No. 1	Clinton	23	2A E No. 4	Nash Central
1A W No. 1	Robbinsville	30	1A W No. 4	North Rowan



2023 North Carolina High School Athletic Association Football Playoff Notes

Low Seeds and High Seeds

All eight No. 1 seeds reached the regional semifinals but only five of them advanced to the regional finals. Both of the No. 1 seeds in the 3A bracket fell in the fourth round as East No. 1 Havelock lost to No. 13 Northern Nash and West No. 1 Crest lost to No. 4 Dudley. 4A East No. 1 Seed Rolesville lost their matchup with No. 5 Cardinal Gibbons by a touchdown on Friday night.

A pair of double-digit seeds will compete for the regional title this week. Northern Nash and the 4A West No. 23 seed Independence, making its first trip to the regional final since 2009. The Knights did have one home playoff game on the way to the regional final as they beat Richlands 56-28 at home in the first round. Since then, they picked up wins at Southern Nash (35-32), Scotland (45-44) and Havelock (42-21). The Patriots though, have not seen their home field since Oct. 20. They beat Lake Norman (35-0) in the first round, East Forsyth (34-28) in the second round, Watauga (34-14) in the third round and Butler (10-7) last week in a rematch of their regular season finale. Both the Knights and the Patriots will be on the road again this week.

Fourth Round Notes

Happy Thanksgiving!

For the 16th consecutive season, the Tarboro Vikings are playing football after Thanksgiving. It is the longest such streak in North Carolina. 2023 is the eighth straight season of playing in the fourth round. A win this week for Tarboro would put them in the Regional Finals for the eighth consecutive year and the 13th time since 2008. The Vikings have been the East Regional Champions six years in a row.

The Vikings regional semifinal opponent, the No. 13 Seed East Bladen, is making its deepest run in the postseason since reaching the fourth round in 2009 and 2010.

Wilson Prep, in just its second playoff appearance is making its post Thanksgiving debut. West Columbus knocked on the door last year as they fell in the third round 32-18 to Northampton, but 2023 is their first appearance in the fourth round.

Robbinsville returns to the fourth round for the sixth time in the last 10 seasons after falling in the third round last season to Eastern Randolph 29-26. North Rowan is playing in the fourth round for the first time since its 1992 state runner-up finish in the 3A Classification. Since 1992, the Cavaliers have reached the third round seven times.

Eastern Randolph is playing in the fourth round for the second consecutive year and 10th time since 1972. Mount Airy, the defending 1A State Champions are back for the second year in row and second time since the Granite Bears' previous state title in 2017.

In the 2A Bracket, Clinton is making its first trip to the fourth round since 2019 and its eighth appearance since 2010. Nash Central is making its first appearance in the fourth round. The Bulldogs made their NCHSAA playoff debut in 2004 with a third round appearance and have been back to the third round three times.

Whiteville made its first appearance in the fourth round since its 1987 2A Championship run last year and are back this year in the 1A Classification. Northeastern is in the fourth round for the seventh time since 2010 and first time since 2021.



2023 North Carolina High School Athletic Association Football Playoff Notes

Reidsville is playing in the fourth round for the eighth straight year and 19th time since 1972. Bunker Hill is in the middle of its deepest playoff run in school history having reached the third round in 2022, 1987 and 1985.

Forest Hills is back in the fourth round for the first time since 2008 and eighth time since 1972. Shelby is playing in the fourth round for the 24th time and was last here in 2021 on the way to its 12th state title.

In the 3A Bracket, Havelock is making its 14th appearance in the fourth round and 11th since 2009. Northern Nash is back for the second year in a row and third time since 2002.

Southern Alamance is making its fourth round debut after losing in the third round last year to Millbrook 35-7. The Patriots had reached the third round three times prior, most recently in 2006. Seventy-First is making its second consecutive appearance in the fourth round and third since its state championship in 2008.

Crest is in the fourth round for the 15th time and seventh time since 2010. Dudley is making its 11th appearance in the fourth round and second in three years.

After falling in third round last year, West Henderson is making its fourth round debut in 2023. Hickory is back for the second time in school history, previously in 1996 on the way to a state championship.

In the 4A Bracket, Rolesville is in the fourth round for the fourth straight year. Cardinal Gibbons is back for the fourth time in five years after falling in round two last year to Millbrook 42-30.

Hoggard is making its fifth appearance in the fourth round and first since 2017. Cleveland is making its fourth appearance and first since 2020.

Weddington is in the fourth round for the third year in a row and seventh time in the last 10 years. Grimsley is back for the second year in a row and fourth time in five years.

Butler is making its seventh appearance in the fourth round and first since 2013. Independence, is back in the fourth round for the first time since 2009, it is the Patriots 11th appearance since 1972.

Big Numbers

In the third round of the NCHSAA Playoffs nine teams scored 50 or more points and two of them came out on the wrong side of the scoreboard. In the 2A East, No. 4 Nash Central and No. 12 Hertford County combined for 139 points as the Bulldogs advanced with a 71-68 win. The combined points total for that game is tied for 10th most all-time in the NCHSAA Football Record Book and the highest-scoring playoff game on record. Below are the highest scoring teams in round three, teams in red lost their matchups.

Nash Central	71
Rolesville	69
Hertford County	68
Mount Airy	64
Northeastern	62
Hickory	61
Cleveland	56



2023 North Carolina High School Athletic Association Football Playoff Notes

Princeton	53
Dudley	50

Small Numbers

Of the 32 third round games, seven of them were decided by seven points or less.

Winning team	Margin	Losing Team
3A W No. 1 Crest	1	3A W No. 8 West Charlotte
3A E No. 13 Northern Nash	1	3A E No. 5 Scotland
2A W No. 4 Bunker Hill	1	2A W No. 5 Monroe
4A E No. 5 Cardinal Gibbons	2	4A E No. 13 Clayton
2A E No. 4 Nash Central	3	2A E No. 12 Hertford County
1A W No. 1 Robbinsville	6	1A W No. 9 Swain County
4A W No. 4 Grimsley	7	4A W No. 5 Hough

Crest overcame a 16-point deficit in the fourth quarter and blocked a 22-yard field goal with 1:07 left in the game to force overtime. After giving up 7 in the first half of the extra period, the Chargers scored on the first play and A.J. Adams converted the two-point conversion to win the game.

Northern Nash took a 45-44 lead thanks to a touchdown catch from Jaquille Arrington and the ensuing extra point with 1:40 left in the game. Scotland set up for a would-be game-winning 44-yard field goal with two seconds left but Randall King made a game-saving block to end the game and extend the Knights' season.

In Claremont, Bunker Hill running back Jason Willis Jr. busted a 42-yard touchdown run and the point after gave the Bears a 24-17 lead in the fourth quarter. Monroe scored with 32 seconds left but the Bears stopped the potential go-ahead two-point conversion and recovered the ensuing onside kick to seal a 24-23 win over the Red Hawks.

Third Round Notes

Highs and Lows

Of the 64 winners in Round Two, 11 of them scored 50 or more points on their way to the Third Round. The 1A W No. 10 Seed Murphy Bulldogs set the bar as they scored 59 points (on the road) in their win over No. 7 Bishop McGuinness. This week, they'll travel to Mount Airy to face the defending champs. Below are the 11 highest scorers from Round Two.

Murphy	59
Hertford County	58
Grimsley	56
Clinton	56
Nash Central	56
Cardinal Gibbons	55
SouthWest Edgecombe	55
Northeastern	55
West Columbus	54



2023 North Carolina High School Athletic Association Football Playoff Notes

Wilson Prep	50
North Moore	50

Four teams showed out on the other side of the ball and won with shutout performances. 1A E No. 1 Tarboro picked up a 48-0 win over Northampton County after a first round bye and 1A W No. 2 Mount Airy beat Mitchell 42-0. 2A W No. 2 Salisbury knocked off No. 15 Maiden 40-0 and 3A W No. 7 A.C. Reynolds topped Kings Mountain 15-0.

Free Football

In the second round, 16 teams won by seven points or less to punch their tickets to the third round. Two of those teams needed extra time to pull out the win. 3A E No. 3 Seed Southern Alamance topped No. 14 Jacksonville in overtime as Bradley Capps made a game-winning, goal-line tackle on fourth down to give the Patriots a 25-19 win. Southern Alamance will host No. 27 Terry Sanford in Round Three.

1A E No. 7 Lakewood edged No. 10 Perquimans 35-28 as Heath Britt ran for a touchdown on second down in the overtime period and Perquimans' failed to convert. The Pirates drove 99 yards in the final three minutes to tie the game and missed a would-be go-ahead extra point with just more than a minute to play. The Leopards will travel to No. 2 Seed West Columbus in Round Three.

Still Dancin'

Six teams will compete in the third round despite having played as underdogs on the road in both of the first two rounds. 3A E No. 27 Seed Terry Sanford is the highest seed remaining in the NCHSAA Football Playoffs after beating Vance County 34-27 in Round One and Harnett Central 43-22 in Round Two.

A pair of No. 25 Seeds are also participating in the Third Round this week. In the 3A East, J. H. Rose slid past No. 9 seed North Brunswick 14-7 after beating White Oak 21-19 in Round One. In the 4A East, Fuquay-Varina ended Ashley's breakout year with a 10-7 victory in Round Two. This was Ashley's first appearance in the NCHSAA Football Playoffs since 2007. Fuquay-Varina will meet top-seeded Rolesville this week.

Newcomer Southeast Alamance is still yet to lose the school's first ever playoff football game as the new school made its postseason debut this year and beat Martin County 27-13 in Round One and then Cummings 21-14 in Round Two. Top-seeded Clinton will host the Stallions this week.

In the 4A West, No. 24 Charlotte Catholic, No. 23 Independence and No. 19 Mount Tabor are each making Cinderella runs of their own. Mount Tabor topped No. 3 seed Mooresville 19-14 last week while Independence took out the No. 7 Seed East Forsyth and Charlotte Catholic took down the No. 8 Seed T. C. Roberson.

We Meet Again

Eight teams will see familiar faces on the opposite sideline this week as four games are rematches from the regular season and three of them are conference match ups.

4A E No. 3 Hoggard will host cross-town rival Laney, the No. 11 seed, in the third round this week. The conference foes played back on Sept. 21 and Hoggard won 49-15. 3A E No. 1 Havelock is set to meet fellow Big Carolina Conference member J.H. Rose on Friday night, three weeks after their regular season showdown. The Rams



2023 North Carolina High School Athletic Association Football Playoff Notes

won the first contest 35-7. 2A W No. 3 Community School of Davidson will host No. 11 Forest Hills in the third round in a rematch of a September 8 game in Davidson. Forest Hills won that contest 21-14, giving the Spartans their only loss of the season. 1A W No. 1 Robbinsville will host No. 9 Swain County on Friday night as a rematch of their regular season finale. The Black Knights beat the Maroon Devils 14-8 the first time around, which was also in Robbinsville.

Football and Futbol

Two schools are still alive in both the NCHSAA Men's Soccer and Football playoffs and the men's soccer championships are scheduled for Friday and Saturday, November 17-18, at MacPherson Stadium in the Bryan Park Soccer Complex in Browns Summit.

In the 2A Classification, Community School of Davidson's men's soccer team will play Franklin Academy for the NCHSAA Championship on Saturday and the football team, the No. 3 Seed in the West will host No. 11 Forest Hills on Friday night.

In the 3A Classification, the Hickory Red Tornadoes men's soccer team will play First Flight for the NCHSAA Championship on Saturday and the football team, the No. 2 Seed in the West will host No. 7 A.C. Reynolds on Friday night.

Second Round Notes

Upset Alert

In the first round of action, 18 teams went on the road and got back on the bus with plans for next Friday night. The highest seed that advanced to the second round was 3A East No. 27 Terry Sanford. The Bulldogs met with the undefeated 2A/3A Northern Lakes Conference Champion Vance County and, despite falling behind by two touchdowns, won 34-27 to earn a date with Harnett Central in the second round.

4A East No. 26 New Hanover also earned a big road win on Friday as they beat No. 7 Hillside 23-6 to earn a trip to No. 10 New Bern this week.

A pair of No. 25 seeds picked up first-round upsets as 3A East No. 25 J. H. Rose and 4A East No. 25 Fuquay-Varina each survived and advanced. J.H. Rose edged No. 8 Whiteoak as their 50-yard field goal attempt at the final whistle fell just short. Fuquay Varina knocked off No. 8 Jack Britt 17-9 and will meet fellow bracket buster No. 24 Ashley in the second round after Ashley toppled No. 9 Pine Forest 38-19 in round one.

The rest of the upsetters in round one were No. 24 Southeast Alamance, No. 24 Charlotte Catholic, No. 23 Lincolnton, No. 23 Independence, No. 21 Southern Durham, No. 20 Corvian Community, No. 20 Central Davidson, No. 19 Weldon, No. 19 Jordan, No. 19 East Lunclon, No. 18 Pender, No. 18 Mallard Creek, No. 17 Wake Forest and No. 17 Northampton.

Grand Entrance

The Southeast Alamance Stallions and the Martin County Knights each made their NCHSAA Playoffs debut on Friday and were matched up against each other in Round One. The No. 24 Stallions won 27-13 at No. 9 Martin



2023 North Carolina High School Athletic Association Football Playoff Notes

for the first playoff win in school history. This week they will meet No. 8 Cummings in the second round this week.

Corvian Community also made its NCHSAA football postseason debut on Friday and traveled to 1A West No. 13 Draughn and earned a 38-28 win. In the second round, the Cardinals will head to No. 4 North Rowan.

Close Calls

In the first round there were 12 games decided by a touchdown or less including games involving 3A East No. 9 North Brunswick and 3A West No. 16 Statesville, who each survived by a single point.

In the game between North Brunswick and Person, a 65-yard touchdown pass from Tarron Green to Michael Green gave North Brunswick a 28-27 lead in the fourth quarter. After trading stops, Person drove to the 20-yard line and called timeout with 3.3 seconds remaining but the ensuing attempt at a game-winning field goal fell just a little short.

In the game between Statesville and South Point, the Greyhounds stopped the Red Raiders' 2-point conversation attempt with just over two minutes left in the fourth quarter and held on to escape 28-27. Statesville will host J.H. Rose, who also had a narrow escape in the first round, this week in Round Two.

Here are the 12 narrowest margins of victory from the first round.

Seed	Winning team	Margin	Seed	Losing Team
3A E No. 9	North Brunswick	1	3A E No. 28	Person
3A W No. 16	Statesville	1	3A W No. 17	South Point
2A E No. 16	Beddingfield	2	2A E No. 17	James Kenan
3A E No. 25	J.H. Rose	2	3A E No. 8	Whiteoak
3A W No. 20	Central Davidson	3	3A W No. 13	Eastern Guilford
2A E No. 8	Cummings	5	2A E No. 25	Heide Trask
1A W No. 15	Mountain Island	5	1A W No. 18	Alleghany
4A W No. 3	Mooresville	6	4A W No. 33	A. L. Brown
1A E No. 19	Weldon	6	1A E No. 14	Gates County
3A E No. 10	Currituck County	7	3A E No. 23	South Johnston
2A E No. 14	Farmville Central	7	2A E No. 19	Southwest Onslow
4A E No. 12	Millbrook	7	4A E No. 21	Heritage

Offensive Outbursts

In the first round of the 2023 NCHSAA Playoffs, 36 teams scored 50 or more points and 11 scored 60 or more. 1A West No. 3 Seed Eastern Randolph lit the most bulbs on the scoreboard in Round One as they scored 68 points in its first round win over Cherryville. Below are the top scorers in Round One.

Eastern Randolph	68	Reidsville	58	Watauga	54
Southeastern Halifax	66	East Bladen	57	Crest	53
Clinton	64	Murphy	57	Bessemer City	52
North Rowan	63	Cleveland	57	Northwest Cabarrus	52
Monroe	63	Northern Nash	56	Rolesville	52
Burns	63	Seventy-First	56	Hoggard	52



2023 North Carolina High School Athletic Association Football Playoff Notes

Princeton	63	Robbinsville	55	Hickory	51
Dudley	63	Wallace-Rose Hill	55	New Bern	51
Havelock	62	Jacksonville	55	Hough	51
Shelby	62	Bunker Hill	61	Clayton	55
Bishop McGuinness	50	Lakewood	60	Northampton	54
North Lincoln	50	Pender	58	Grimsley	54

Pitching a Shutout

There were 22 teams that did not allow a single point in their first round contest. A.C. Reynolds, Albemarle, Cardinal Gibbons, Crest, Havelock, Hayesville, Hoggard, Hough, Independence, Leesville Road, North Moore, Oak Grove, Porter Ridge, Randleman, Reidsville, Robinson, Rolesville, Southeast Halifax, Southern Alamance, Swain County, West Charlotte and Whiteville all kept their opponents from scoring on Friday night.

First Round Notes

How Playoff Seeding Works

Each conference is allotted playoff berths based on the number of schools fielding a team in a particular sport:

1-5 Teams = 1 Berth (Conference Champion)

6+ Teams = 2 Berths (Conference Champion + 2nd Place)

The highest finishing team from a given classification in a split conference will automatically qualify, regardless of overall conference finish (minimum of 2 schools per classification)

RPI rating was added to the Handbook for conference tie-breaking procedure as the final tiebreaker.

The remaining non-automatic teams in each region (East/West) will fill the remaining berths based solely on their RPI rating, with the caveat that a team can only make the playoffs if all of the teams above them in the conference standings have also made the playoffs.

Conference champions are seeded before any other qualifying teams by RPI rating. All other teams are seeded after the conference champions by the RPI rating of the school, regardless of conference finish. Each region (East/West) is seeded independently of one another, utilizing the RPI rating of the school.

Championship Sites

UNC's Kenan Memorial Stadium is the most frequent host of NCHSAA Football Championship games having hosted 79 championship games since 1989. This year's games will be the 81st and 82nd in Kenan Stadium (first in 1929). Carter-Finley will be hosting its 33rd and 34th NCHSAA Championship Games this season. Wake Forest's BB&T Field (Groves) has held 25 Championship Games and Duke's Wallace Wade has played host nine times. In 1988, Groves Stadium hosted the 4A Championship, prior to that game, championships were played predominantly at high school sites. From 1990-2001, all four classifications played their Championship Games at Kenan.

Welcome To the Show



2023 North Carolina High School Athletic Association Football Playoff Notes

Four programs made their NCHSAA Football Playoffs debut in the first round this year. Those newcomers are: in the 1A bracket, the Corvian Community Cardinals; in the 2A bracket the Martin County Knights and the Southeast Alamance Stallions; and in the 4A bracket, the South Garner Titans.

Welcome Back!

Of the 251 teams selected to the playoffs this year 211 of them made the playoffs last season but 40 teams ended playoff droughts.

Last APP	School
2007	Ashley
2012	Dixon
2013	Harnett Central, North Gaston
2014	Trinity
2016	Person, Southeast Raleigh
2017	T.W. Andrews, Orange, Purnell Swett
2018	East Rutherford, Lexington, Sun Valley
2019	Bandys, Lee, Northeast Guilford, West Iredell, Hunter Huss, Gray's Creek
2020	Red Springs, Louisburg, Apex Friendship, Alexander Central
2021	Washington, South Stanly, Bishop McGuinness, Northwood, Southwestern Randolph, West Stanly, North Surry, North Henderson, North Lincoln, Rockingham County, Garner, South View, Middle Creek, Northwest Guilford, Myers Park, Cuthbertson and North Mecklenburg

You Again?

The NCHSAA's all-time playoff win-loss records dates back to 1972. Shelby tops the list with the most wins all time with 116. The top 29 teams on the list of most playoff wins all time are back in the field this year. Corcord (52 wins since 1972) is the program with the most playoff wins that missed the playoffs this year after going 5-5 in 2023.

TEAM	APP.	W	L	T	PCT.
Shelby	40	116	27	0	.811
Swain County	42	95	33	0	.742
Reidsville	36	91	27	1	.765
Richmond County	46	89	37	0	.706
Wallace-Rose Hill	40	86	31	0	.735
Tarboro	40	84	30	0	.737
Charlotte Catholic	40	83	29	0	.741
Clinton	44	82	38	0	.683
Thomasville	39	81	31	0	.723
Robbinsville	43	76	30	0	.717

*Records before the 2023 first round games.



2023 North Carolina High School Athletic Association Football Playoff Notes



2023 Regular Season Top Passers (by yardage) from MaxPreps.com

#	NAME	YDS	YDS/G	COMP	ATT	PCT	TD	INT	RTG	GP
1	Cole Weeks - Hobbton	3083	308.3	188	291	0.646	35	10	125	10
2	Blake Peters - Ashe County	3021	302.1	220	323	0.681	32	14	113	10
3	Connor Shea - Lejeune	3000	333.3	197	424	0.465	39	24	77	9
4	Ty Miller - Davie	2894	289.4	210	352	0.597	29	8	104	10
5	Jaylen Hewitt - West Carteret	2893	289.3	199	333	0.598	32	16	100	10
6	Mason Fortune - Millbrook	2817	281.7	190	301	0.631	25	3	117	10
7	Ny'tavious Huskey - Crest	2743	274.3	155	216	0.718	35	7	140	10
8	Grayson Harvey - Mtn. Island	2670	267.0	138	243	0.568	19	7	109	10
9	Braden Atkinson - Rolesville	2603	260.3	172	235	0.732	34	4	142	10
10	Andrew Attmore II - Dudley	2572	257.2	142	195	0.728	33	3	148	10

2023 Regular Season Top Rushers (by yardage) from MaxPreps.com

#	NAME	YDS	YDS/G	Y/C	ATT	LONG	TD	FUM	GP
1	Gabe Bolivar - Pine Lake Prep	2430	243.0	9.28	262	93	27	2	10
2	Jamal Rule- Salisbury	2181	218.1	10.14	215	0	29	1	10
3	Jonathan Paylor - Cummings	2131	213.1	15.22	140	71	26	0	10
4	Zay Jones - Scotland	2064	206.4	8.22	251	73	33	0	10
5	Tyselle Spencer - Northeastern	2004	200.4	15.90	126	93	28	0	10
6	Caman Chaplin - West Forsyth	2003	222.6	9.96	201	0	30	0	9
7	Alex Sanford - Ledford	1901	211.2	9.23	206	0	31	0	9
8	Corbin Kerr - Wallace-Rose Hill	1846	184.6	8.55	216	99	23	0	10
9	Austin Lewallen - Princeton	1831	183.1	7.24	253	0	21	0	10
10	Jason Willis Jr. - Bunker Hill	1821	182.1	9.20	198	96	28	0	10

2023 Regular Season Top Recievers (by yardage) from MaxPreps.com

#	NAME	YDS	YDS/G	Y/C	REC	LONG	TD	GP
1	Ashawd Wynn - Hobbton	1540	154.0	18.33	84	0	15	10
2	Jaedon Alford - Rolesville	1267	126.7	19.80	64	62	15	10
3	Braylon Stewart - Middle Creek	1119	111.9	17.22	65	75	16	10
4	Kamien Little-Burgess- North Pitt	1101	122.3	25.60	43	81	3	9
5	Cash Obregon - Bandys	1098	109.8	21.96	50	63	14	10
6	Justice Washington - Mtn. Island	1083	108.3	22.10	49	0	7	10
7	Sergio Castellon - Panther Creek	1062	106.2	13.97	76	99	10	10
8	Tyshaun Goldston - Randleman	1060	106.0	24.65	43	79	15	10
9	Ian Graybeal - Ashe County	1040	104.0	16.25	64	76	10	10
10	Hampton Roderick - Laney	1008	100.8	16.52	61	85	8	10



2023 North Carolina High School Athletic Association Football Playoff Notes

VIDEO STREAMING & TELEVISION BROADCASTS

The media rights to all NCHSAA post-season events, including playoffs and State Championships, are held by the NCHSAA. Sinclair Broadcasting Group has purchased the exclusive rights to produce and distribute the Football and Basketball State Championships. They also have the right of first refusal on any playoff contest in those two sports for their contract with the NCHSAA.

The NCHSAA also has an agreement with the NFHS Network that cedes the remaining portion of NCHSAA post-season events media rights to the NFHS Network. Per our agreement with them, they would have the following choice of games during the football and basketball playoffs after Sinclair. They have first right of refusal on all other sports during the playoffs.

Many of the 2023 NCHSAA Football Playoff Contests will be broadcast live by the NFHS Network. Network subscribers can watch NCHSAA games live and on-demand as well as playoff and championship action from other state associations across the country. Subscriptions are just \$11.99/ a month. Media outlets seeking to broadcast an NCHSAA Playoff game live must submit the online Broadcast Request Form by visiting the Media section of the NCHSAA's website. All forms must be completed at least 24-hours prior to the start of the contest.

Below is a list of all the Regional Final Games available on the NFHS Network

Away School

Northeastern High School
Dudley High School
Cardinal Gibbons High School
Shelby High School
Northern Nash High School
West Columbus High School
Independence High School

Home School


Clinton High School
Hickory High School
Hoggard High School
Reidsville Senior High School
Seventy-First High School
Tarboro High School
Weddington High School

Note: The Mount Airy at Robbinsville game will be broadcast by the Graham Star Sports Network.

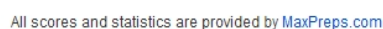


2023 NCHSAA Football Championships - 1A

Location Various Cities, NC




Location Various Cities, NC




2023 NCHSAA Football Championships - 3A

Location Various Cities, NC



2023 NCHSAA Football Championships - 4A

Location Various Cities, NC





FOOTBALL STATE PLAYOFF RECORDS (SINCE 1972)



After 2023 Fourth Round

TEAM	APP	W	L	T	%	LAST	TEAM	APP	W	L	T	%	LAST	TEAM	APP	W	L	T	%	LAST
Acme-Delco	3	0	3	0	.000	1990	Croatan	14	3	14	0	.176	2023	Hillside	21	27	20	0	.574	2023
Ahoskie	6	14	6	0	.700	1987	Cullowhee	1	1	1	0	.500	1984	Hobbs	33	42	32	0	.568	2023
Albemarle	27	50	22	0	.694	2023	Cummings	36	71	31	0	.696	2023	Hoggard	28	38	26	0	.594	2023
Alexander Central	21	4	21	0	.160	2023	Currituck	26	17	26	0	.395	2023	Hoke County	14	7	14	0	.333	2022
Alleghany	30	8	30	0	.211	2023	Cuthbertson	8	8	8	0	.500	2023	Holly Springs	9	1	9	0	.100	2023
Andrews	20	12	20	0	.375	2023	Davie County	24	23	24	0	.489	2023	Holmes, John A.	32	32	32	0	.500	2023
Andrews, T.W.	42	54	38	0	.587	2023	Denton	2	0	2	0	.000	2012	Hopewell	10	4	10	0	.286	2013
Angier	1	1	1	0	.500	1976	Dixon	12	0	12	0	.000	2023	Hough	12	20	12	0	.625	2023
Anson County	22	20	22	0	.476	2023	Draughn	6	6	6	0	.500	2023	Hunt	33	35	33	0	.515	2023
Apex	15	6	15	0	.286	2023	Dudley	28	59	22	1	.720	2023	Huss, Hunter	28	16	28	0	.364	2023
Apex Friendship	3	2	3	0	.400	2023	Dunn	3	0	3	0	.000	1982	Independence	30	63	21	1	.741	2023
Arday Kell	13	7	13	0	.350	2023	Durham	3	1	3	0	.250	1994	Jacksonville	38	46	37	0	.554	2023
Ashbrook	35	25	34	1	.417	2023	East Bladen	36	49	35	1	.576	2023	Jamesville	16	4	16	0	.200	2009
Ashe County	19	3	19	0	.136	2022	East Burke	18	10	18	0	.357	2015	Jefferson, Thomas	11	9	11	0	.450	2023
Asheboro	20	8	20	0	.286	2015	East Carteret	20	16	20	0	.444	2022	Jones	18	15	18	0	.455	2022
Asheville	34	44	32	0	.579	2023	East Chapel Hill	4	0	4	0	.000	2012	Jordan-Matthews	31	15	31	0	.326	2013
Ashley	6	2	6	0	.250	2023	East Columbus	14	5	14	0	.263	2023	Jordan, C.E.	17	10	17	0	.370	2023
Athens Drive	9	2	9	0	.182	2017	East Davidson	11	0	11	0	.000	2023	Julius Chambers	21	34	19	0	.642	2023
Atkins	2	0	2	0	.000	2013	East Duplin	29	43	28	0	.606	2023	Kenan, James	32	44	30	0	.595	2023
Aurora	2	0	1	1	.000	1974	East Forsyth	33	39	32	0	.549	2023	Kestrel Heights	1	0	1	0	.000	2014
Avery County	30	12	30	0	.286	2023	East Gaston	15	7	15	0	.318	2023	Kings Mountain	22	34	22	0	.607	2023
Aycock, C.B.	15	5	15	0	.250	2023	East Henderson	16	12	16	0	.429	2018	Kinston	24	22	24	0	.478	2023
Ayden-Grifton	32	38	32	0	.543	2019	East Lincoln	27	40	24	0	.625	2023	KIPP Pride	6	2	6	0	.250	2022
Bandys	24	33	24	0	.579	2023	East Mecklenburg	22	13	21	1	.371	2017	Knapp	1	0	1	0	.000	1975
Bartlett-Yancey	5	0	5	0	.000	2022	East Montgomery	29	23	29	0	.442	2017	Knightdale	9	5	9	0	.357	2022
Bath	8	4	8	0	.333	1988	East Rowan	11	6	11	0	.353	2018	Lake Norman	15	5	15	0	.250	2023
Bear Grass Charter	4	1	4	0	.200	2023	East Rutherford	23	16	23	0	.410	2023	Lake Norman Charter	5	1	5	0	.167	2015
Beaver Creek	8	0	8	0	.000	1995	East Surry	37	35	36	0	.493	2023	Lakewood	35	31	35	1	.463	2023
Beddingfield	25	16	25	0	.390	2023	East Wake	23	10	23	0	.303	2021	Laney	24	12	24	0	.333	2023
Belhaven	2	1	2	0	.333	1976	East Wilkes	35	12	35	0	.255	2023	Ledford	28	17	28	0	.378	2023
Berry Academy	6	2	6	0	.250	2012	Eastern Alamance	28	43	28	0	.606	2023	Lee County	24	18	24	0	.429	2022
Bertie	27	26	25	0	.510	2023	Eastern Guilford	17	10	16	0	.385	2023	Leesville Road	20	21	20	0	.512	2023
Bessemer City	21	12	21	0	.364	2023	Eastern Randolph	33	52	31	0	.627	2023	Lejeune	24	14	24	0	.368	2022
Bishop McGuinness	12	2	12	0	.143	2023	Eastern Wayne	17	4	17	0	.190	2023	Lexington	29	31	27	0	.534	2023
Bladenboro	11	10	11	0	.476	1996	Edneyville	4	1	4	0	.200	1992	Lillington	1	0	1	0	.000	1972
Boone Trail	2	0	2	0	.000	1975	Elkin	34	40	30	0	.571	2023	Lincolnton	36	54	34	1	.607	2023
Brevard	32	28	30	0	.483	2023	Enka	9	2	9	0	.182	2021	Littlefield	8	3	8	0	.273	1990
Britt, Jack	21	29	21	0	.580	2023	Enloe	12	0	12	0	.000	2018	Louisburg	21	17	21	0	.447	2023
Broughton	17	5	17	0	.227	2022	Erwin, Clyde	24	18	24	0	.429	2023	Lumberton	10	4	10	0	.286	2015
Brown, A.L.	40	55	38	0	.591	2023	Fairmont	20	13	19	0	.406	2019	Madison	10	3	10	0	.231	2023
Bunker Hill	21	11	21	0	.344	2023	Farmville Central	31	34	31	0	.523	2023	Madison-Mayodan	1	0	1	0	.000	1984
Bunn	30	30	30	0	.500	2022	Fike	25	16	24	0	.400	2023	Maiden	43	54	42	0	.563	2023
Burns	26	37	25	0	.597	2023	First Flight	9	2	9	0	.182	2018	Mallard Creek	14	31	11	0	.738	2023
Butler, David	25	45	22	0	.672	2023	Foard, Fred T.	13	3	12	0	.200	2018	Manteo	29	26	29	0	.473	2020
Byrd, Douglas	26	46	26	0	.639	2013	Forbush	17	4	17	0	.190	2021	Martin County	1	0	1	0	.000	2023
Camden County	29	18	29	0	.383	2023	Forest Hills	39	47	38	0	.553	2023	Marvin Ridge	14	3	14	0	.176	2023
Cape Fear	18	12	18	0	.400	2023	Forestview	19	6	19	0	.240	2022	Mattamuskeet	15	0	15	0	.000	2016
Cape Hatteras	7	0	7	0	.000	2012	Franklin	25	25	25	0	.500	2022	Maxton	8	9	7	0	.563	1980
Cardinal Gibbons	16	28	14	0	.667	2023	Franklinton	21	5	21	0	.192	2022	McDowell County	18	3	18	0	.143	2018
Carrboro	4	6	4	0	.600	2018	Freedom	29	13	29	0	.310	2022	McMichael, Dalton	8	1	8	0	.111	2022
Carson, Jesse	7	1	7	0	.125	2022	Fuquay-Varina	38	31	37	0	.456	2023	Middle Creek	19	19	19	0	.500	2023
Carver	24	38	22	0	.633	2023	Garinger	6	4	6	0	.400	2010	Midway	37	31	36	0	.463	2023
Cary	21	9	21	0	.300	2012	Garner	39	38	38	0	.500	2023	Millbrook	36	33	36	0	.478	2023
Cedar Ridge	4	6	4	0	.600	2010	Gaston	5	3	5	0	.375	1980	Mitchell	24	30	24	0	.556	2023
Central Academy	3	1	3	0	.250	2012	Gates County	36	18	36	1	.327	2023	Monroe	34	46	33	0	.582	2023
Central Cabarrus	13	5	13	0	.278	2019	Glen Alpine	1	1	1	0	.500	1972	Mooresville	31	24	31	0	.436	2023
Central Davidson	17	6	17	0	.261	2023	Glenn	19	15	19	0	.441	2021	Morehead	16	7	16	0	.304	2022
Chapel Hill	23	7	23	0	.233	2023	Goldsboro	27	20	27	0	.426	2022	Mount Airy	46	62	43	0	.590	2023
Charlotte Catholic	40	85	30	0	.739	2023	Graham	15	13	15	0	.464	2017	Mount Pleasant	23	18	23	0	.439	2023
Chase	15	10	14	0	.417	2023	Graham, John	2	0	2	0	.000	1973	Mount Tabor	27	46	26	0	.639	2023
Chatham Central	13	2	13	0	.133	2023	Granville Central	7	2	7	0	.222	2019	Mountain Heritage	23	25	23	0	.521	2023
Cherokee	32	28	31	0	.475	2023	Grays Creek	14	7	14	0	.333	2023	Mountain Island	6	6	6	0	.500	2023
Cherryville	18	3	18	0	.143	2023	Green Hope	10	7	10	0	.412	2020	Murfreesboro	2	0	2	0	.000	1987
Chocowinity	9	1	9	0	.100	1998	Greene Central	29	11	29	0	.275	2023	Murphy	38	59	28	0	.678	2023
Christ the King	4	1	4	0	.200	2023	Grimsley	22	33	20	0	.623	2023	Myers Park	21	20	21	0	.488	2023
Clarkton	8	8	8	0	.500	1991	Hallsboro	4	1	4	0	.200	1983	Nash Central	14	13	14	0	.481	2023
Clayton	36	36	35	0	.507	2023	Harding	14	17	13	0	.567	2017	New Bern	30	49	26	1	.645	2023
Cleveland	13	23	13	0	.639	2023	Harnett Central	16	8	16	0	.333	2023	New Hanover	31	34	30	0	.531	2023
Clinton	44	86	38	0	.694	2023	Harris	1	0	1	0	.000	1972	Newton-Conover	30	37	29	0	.561	2021
Columbia	20	10	20	0	.333	2017	Havelock	36	59	33	0	.641	2023	Norlina	4	0	4	0	.000	1980
Comm. Sch. Davidson	9	5	9	0	.357	2023	Hayesville	30	18	30	0	.375	2023	North Brunswick	24	17	24	0	.415	2023
Concord	31	52	29	0	.642	2021	Hendersonville	40	43	40	0	.518	2022	North Buncombe	13	5	13	0	.278	2019
Conley, D.H.	22	10	22	0	.313	2022	Heritage	11	6	11	0	.353	2023	North Davidson	26	24	26	0	.480	2023
Corinth Holders	5	1	5	0	.167	2021	Hertford County	29	28	29	0	.491	2023	North Duplin	31	40	29	1	.571	2023
Corvian Community	1	1	1	0	.500	2023	Hibriten	25	35	24	0	.593	2023	North Edgecombe	36	62	34	0	.646	2023
Cox Mill	9	2	9	0	.182	2023	Hickory	28	19	26	1	.413	2023	North Forsyth	16	6	16	0	.273	2021
Cramer, Stuart	5	1	5	0	.167	2022	Hickory Ridge	12	5	12	0	.294	2023	North Gaston	8	6	8	0	.429	2023



FOOTBALL STATE PLAYOFF RECORDS (SINCE 1972)



After 2023 Third Round

TEAM	APP	W	L	T	%	LAST	TEAM	APP	W	L	T	%	LAST	TEAM	APP	W	L	T	%	LAST
North Johnston	16	6	16	0	.273	2023	Rose, J.H.	34	59	34	0	.634	2023	Wake Forest	24	43	21	0	.672	2023
North Lenoir	9	1	9	0	.100	2021	Roseboro-Salemburg	1	0	1	0	.000	1973	Wakefield	18	9	18	0	.333	2021
North Lincoln	10	7	10	0	.412	2023	Rosewood	36	28	36	0	.438	2023	Walkertown	6	5	6	0	.455	2022
North Mecklenburg	19	7	19	0	.269	2023	Rosman	34	29	34	0	.460	2018	Wallace-Rose Hill	40	87	32	0	.731	2023
North Moore	26	15	26	0	.366	2023	Ross, Reid	8	5	7	0	.417	1984	Warren County	20	8	20	0	.286	2023
North Pitt	20	8	20	0	.286	2023	Rowland	3	1	3	0	.250	1980	Washington	29	28	27	0	.509	2023
North Rowan	32	27	32	0	.458	2023	Salisbury	23	36	21	0	.632	2023	Washington County	3	3	4	0	.429	2022
North Stanly	10	5	10	0	.333	2023	Sanderson	14	3	14	0	.176	2022	Watauga	21	22	21	0	.512	2023
North Stokes	15	4	15	0	.211	2022	Sanford	4	2	2	1	.400	1976	Webb, J.F.	15	12	15	0	.444	2010
North Surry	27	2	27	0	.069	2023	Sanford, Terry	27	25	27	0	.481	2023	Weddington	18	35	15	0	.700	2023
North Wilkes	13	1	13	0	.071	2022	Saratoga	1	2	1	0	.667	1972	Weldon	23	10	23	0	.303	2023
Northampton	11	19	11	0	.633	2023	Scotland County	30	47	29	0	.618	2023	West Bladen	7	1	7	0	.125	2021
Northampton-East	16	6	16	0	.273	2011	Seventy-First	31	47	27	1	.627	2023	West Brunswick	30	27	29	1	.474	2021
Northampton-West	22	22	22	0	.500	2011	Shelby	40	120	27	0	.816	2023	West Caldwell	16	9	16	0	.360	2017
Northeast Guilford	31	25	31	0	.446	2023	Smith, Ben L.	12	5	12	0	.294	2017	West Carteret	20	4	20	0	.167	2023
Northeastern	30	43	29	0	.597	2023	Smith, E.E.	21	21	21	0	.500	2019	West Charlotte	35	57	34	0	.626	2023
Northern Durham	41	39	40	0	.494	2021	Smithfield-Selma	18	9	18	0	.333	2022	West Columbus	20	11	19	0	.367	2023
Northern Guilford	11	29	7	0	.806	2021	Smoky Mountain	22	5	22	0	.185	2023	West Craven	31	37	31	0	.544	2023
Northern Nash	14	23	13	0	.639	2023	South Brunswick	13	6	13	0	.316	2022	West Davidson	17	5	17	0	.227	2010
Northern Vance	12	4	12	0	.250	2008	South Caldwell	16	11	16	0	.407	2021	West Edgecombe	1	1	1	0	.500	1976
Northside-Jacksonville	18	27	18	0	.600	2022	South Central	9	3	9	0	.250	2019	West Forsyth	30	24	30	0	.444	2023
Northside-Pinetown	30	21	29	0	.420	2023	South Columbus	26	36	26	0	.581	2021	West Henderson	25	13	25	0	.342	2023
Northwest Ashe	5	0	5	0	.000	1995	South Creek	8	4	8	0	.333	2022	West Iredell	14	3	14	0	.176	2023
Northwest Cabarrus	20	17	20	0	.459	2023	South Davidson	12	0	12	0	.000	2023	West Johnston	7	2	7	0	.222	2021
Northwest Guilford	17	6	17	0	.261	2023	South Garner	1	0	1	0	.000	2023	West Lincoln	14	4	14	0	.222	2023
Northwest Halifax	11	0	11	0	.000	2023	South Granville	19	13	19	0	.406	2023	West Mecklenburg	20	6	20	0	.231	2022
Northwood	21	14	21	0	.400	2023	South Iredell	24	16	23	0	.410	2022	West Montgomery	32	39	32	0	.549	2017
Oak Grove	5	4	5	0	.444	2023	South Johnston	16	9	16	0	.360	2023	West Rowan	26	37	23	0	.617	2023
Olympic	22	8	22	0	.267	2022	South Lenoir	5	0	5	0	.000	2010	West Stanly	18	3	18	0	.143	2023
Orange	18	12	18	0	.400	2023	South Mecklenburg	15	14	14	1	.483	2021	West Stokes	19	17	18	0	.486	2023
Ornum	3	0	3	0	.000	1988	South Point	30	56	26	0	.683	2023	West Wilkes	17	5	17	0	.227	2016
Overhills	8	2	8	0	.200	2023	South Robeson	28	22	28	0	.440	2017	Western Alamance	28	38	27	1	.576	2023
Owen, Charles D.	29	29	29	0	.500	2021	South Rowan	16	7	16	0	.304	2009	Western Guilford	23	23	22	0	.511	2012
Page	42	58	36	1	.611	2023	South Stanly	33	17	33	0	.340	2023	Western Harnett	8	3	8	0	.273	2009
Pamlico	29	26	29	0	.473	2023	South Stokes	17	11	17	1	.379	2023	Westover	10	5	10	0	.333	2022
Panther Creek	10	9	10	0	.474	2022	South View	25	39	24	0	.619	2023	Wheatmore	5	2	5	0	.286	2018
Parkland	23	20	23	0	.465	2019	Southeast Alamance	1	2	1	0	.667	2023	White Oak	19	12	17	1	.400	2023
Parkwood	17	8	17	0	.320	2023	Southeast Guilford	23	17	23	0	.425	2022	Whiteville	36	51	35	0	.593	2023
Pasquotank	8	0	8	0	.000	2014	Southeast Halifax	21	12	21	0	.364	2023	Wilkes Central	17	8	17	0	.320	2022
Patton	6	2	6	0	.250	2018	Southeast Raleigh	17	11	17	0	.393	2023	Wilkinson, John	3	2	3	0	.400	1986
Pender County	20	21	20	0	.512	2023	Southern Alamance	19	15	19	0	.441	2023	Williams, Walter	36	45	32	0	.584	2023
Perquimans	28	16	28	0	.364	2023	Southern Durham	32	38	31	0	.551	2023	Williamston	22	35	20	0	.636	2009
Person	21	5	20	0	.200	2023	Southern Guilford	22	12	22	0	.353	2022	Wilson Prep	2	2	2	0	.500	2023
Piedmont	10	7	10	0	.412	2015	Southern Lee	8	1	8	0	.111	2023	Winston-Salem Prep	5	2	5	0	.286	2022
Pine Forest	27	18	27	0	.400	2023	Southern Nash	24	24	24	0	.500	2023	Zebulon	3	0	3	0	.000	1987
Pine Lake Prep	7	3	7	0	.300	2023	Southern Vance	14	16	13	0	.552	2013							
Pinecrest	16	44	16	0	.733	2023	Southern Wayne	11	4	11	0	.267	2011							
Pisgah	38	41	36	1	.526	2023	Southside	18	27	18	0	.600	2023							
Plymouth	25	40	23	1	.625	2017	Southwest Edgecombe	29	33	29	0	.532	2023							
Polk County	26	19	26	0	.422	2023	Southwest Guilford	15	3	15	0	.167	2022							
Porter Ridge	12	20	12	0	.625	2023	Southwest Onslow	39	73	35	0	.676	2023							
Princeton	25	25	25	0	.500	2023	SW Randolph	8	0	8	0	.000	2023							
Prospect	2	0	2	0	.000	1979	Spring Creek	10	0	10	0	.000	2016							
Providence	23	13	23	0	.361	2023	St. Pauls	30	25	30	0	.455	2023							
Providence Grove	12	1	12	0	.077	2023	St. Stephens	10	2	10	0	.167	2022							
R-S Central	11	4	11	0	.267	2019	Starmount	38	50	37	0	.575	2023							
Ragsdale	30	41	27	1	.594	2019	Statesville	34	37	34	0	.521	2023							
Randleman	29	26	29	0	.473	2023	Stoneville	1	0	1	0	.000	1973							
Reagan	9	4	9	0	.308	2023	Sun Valley	16	15	16	0	.484	2023							
Red Springs	28	14	28	0	.333	2023	Surry Central	18	2	18	0	.100	2021							
Reidsville	36	95	27	1	.772	2023	Swain County	42	97	34	0	.740	2023							
Reynolds, A.C.	33	60	30	0	.667	2023	Swansboro	10	3	10	0	.231	2013							
Reynolds, R.J.	12	6	11	1	.333	2018	Swett, Purnell	13	3	13	0	.188	2023							
Richlands	24	14	24	0	.368	2023	Sylva-Webster	9	16	6	0	.727	1987							
Richmond County	46	89	38	0	.701	2023	Tabor City	15	23	15	0	.605	1991							
Riverside-Durham	15	6	15	0	.286	2019	Tar Heel	6	3	6	0	.333	2000							
Riverside-Martin	11	8	11	0	.421	2022	Tarboro	40	87	30	0	.744	2023							
Roanoke	18	29	18	0	.617	2009	Thomasville	39	83	32	0	.722	2023							
Roanoke Rapids	19	7	19	0	.269	2023	Topsail	18	4	18	0	.182	2022							
Robbinsville	43	80	30	0	.727	2023	Trask, Heide	16	3	16	0	.158	2023							
Roberson, T.C.	23	12	23	0	.343	2023	Trinity	9	2	9	0	.182	2023							
Robersonville	3	3	3	1	.429	1974	Triton	19	8	19	0	.296	2023							
Robinson, Jay M.	11	8	11	0	.421	2023	Tryon	3	0	3	0	.000	1987							
Rock Ridge	1	2	1	0	.667	1977	Tuscola	35	30	33	2	.462	2023							
Rockingham County	9	4	9	0	.308	2023	Union	22	10	22	0	.313	2023							
Rocky Mount	29	34	28	0	.548	2023	Union Academy	11	7	11	0	.389	2023							
Rocky Mount Prep	4	0	4	0	.000	2022	Union Pines	14	2	14	0	.125	2019							
Rocky River	3	4	3	0	.571	2014	Vance (Kitrell)	10	7	10	0	.412	1991							
Rolesville	7	14	7	0	.667	2023	Vance County	4	1	4	0	.200	2023							
							Waddell, E.E.	5	7	5	0	.583	2007							



STATE CHAMPIONSHIP APPEARANCES (SINCE 1972)



TEAM	APP	W	L	T	%	LAST	TEAM	APP	W	L	T	%	LAST	TEAM	APP	W	L	T	%	LAST
Ahoskie	3	0	3	0	.000	1986	High Point Central	3	2	1	0	.667	1999	Richmond Senior	8	7	1	0	.875	2008
Albemarle	5	5	0	0	1.000	2010	Hillside	1	1	0	0	1.000	2010	Riverside	1	0	1	0	.000	2006
Andrews, T.W.	5	4	1	0	.800	2013	Hobbtton	1	1	0	0	1.000	1993	Roanoke	2	1	1	0	.500	1990
Ashbrook	2	2	0	0	1.000	2002	Hoggard, John T.	1	1	0	0	1.000	2007	Robbinsville	16	14	2	0	.875	2019
Asheville	2	1	1	0	.500	2005	Holmes, John A.	1	0	1	0	.000	2016	Robersonville	1	0	1	0	.000	1974
Ayden-Grifton	1	0	1	0	.000	2011	Hunt, James	1	0	1	0	.000	2004	Rocky Mount	3	1	2	0	.333	2016
Bandys	3	0	3	0	.000	2003	Independence	8	7	1	0	.875	2007	Rocky Ridge	1	0	1	0	.000	1977
Bath	1	0	1	0	.000	1982	Jacksonville	4	1	3	0	.250	2018	Rolesville	1	0	1	0	.000	2020
Bertie	3	2	1	0	.667	2000	Jamesville	1	1	0	0	1.000	1984	Rose	8	5	3	0	.625	2021
Brevard	1	1	0	0	1.000	1982	Jones	1	0	1	0	.000	2011	Rosewood	3	0	3	0	.000	1991
Britt, Jack	4	0	4	0	.000	2012	Julius Chambers	4	2	2	0	.500	2021	Rosman	2	0	2	0	.000	1997
Brown, A. L.	5	2	3	0	.400	2008	Kenan, James	3	2	1	0	.667	2013	Ross, Reid	1	0	1	0	.000	1972
Bunn	1	0	1	0	.000	2015	Kings Mountain	1	0	1	0	.000	1998	Salisbury	3	2	1	0	.667	2020
Burns	1	1	0	0	1.000	1994	Kinston	2	0	2	0	.000	2015	Sanford	3	1	1	1	.500	1974
Butler, David	3	3	0	0	1.000	2012	Lakewood	1	0	1	0	.000	1992	Sanford, Terry	2	0	2	0	.000	1985
Byrd, Douglas	6	0	6	0	.000	2008	Laney, E.A.	1	0	1	0	.000	2001	Saratoga	1	0	1	0	.000	1972
Cape Fear	1	0	1	0	.000	2016	Lee County	1	0	1	0	.000	2019	Scotland	4	1	3	0	.250	2018
Cardinal Gibbons	3	1	2	0	.333	2021	Leesville Road	1	0	1	0	.000	2019	Seventy-First	3	2	0	1	.833	2008
Carrboro	1	0	1	0	.000	2012	Lexington	3	2	1	0	.667	1986	Shelby	16	12	4	0	.750	2021
Carver	3	2	1	0	.667	2010	Lincolnton	5	2	3	0	.400	2011	Smith, Ben	1	0	1	0	.000	1973
Charlotte Catholic	12	8	4	0	.667	2020	Maiden	2	1	1	0	.500	1992	South Caldwell	1	0	1	0	.000	1977
Cherokee	2	1	1	0	.500	2019	Mallard Creek	4	3	1	0	.750	2017	South Columbus	1	0	1	0	.000	2007
Clayton	3	1	2	0	.333	1989	Manteo	2	0	2	0	.000	2006	South Iredell	1	1	0	0	1.000	2012
Cleveland	1	0	1	0	.000	2020	Maxton	1	1	0	0	1.000	1975	South Johnston	1	0	1	0	.000	2009
Clinton	10	5	5	0	.500	2014	Midway	2	1	1	0	.500	1988	South Mecklenburg	1	1	0	0	1.000	1981
Columbia	1	0	1	0	.000	1987	Mitchell	2	0	2	0	.000	2021	South Point	4	3	1	0	.750	2015
Concord	4	2	2	0	.500	2013	Monroe	3	1	2	0	.333	2015	South View	3	1	2	0	.333	2004
Crest	10	6	4	0	.600	2015	Mount Airy	4	2	2	0	.500	2022	Southeast Guilford	1	0	1	0	.000	2018
Creswell	1	0	1	0	.000	1983	Mount Tabor	3	1	2	0	.333	2020	Southern Durham	2	1	1	0	.500	2015
Cummings	9	5	4	0	.556	2006	Mountain Heritage	2	0	2	0	.000	2020	Southern Nash	1	0	1	0	.000	2019
Currituck	2	0	2	0	.000	1989	Murphy	13	10	3	0	.769	2020	Southern Vance	1	1	0	0	1.000	2007
Davie County	1	0	1	0	.000	2010	New Bern	6	3	3	0	.500	2014	Southside	2	0	2	0	.000	2004
Dudley	7	5	2	0	.714	2021	New Hanover	1	1	0	0	1.000	2017	Southwest Onslow	7	4	3	0	.571	2012
East Bladen	2	0	1	1	.250	2008	Newton-Conover	3	1	2	0	.333	2009	St. Pauls	1	0	1	0	.000	2020
East Carteret	1	0	1	0	.000	1983	North Davidson	1	0	1	0	.000	2018	Starmount	2	1	1	0	.500	2014
East Duplin	2	1	1	0	.500	2022	North Duplin	4	1	3	0	.250	2017	Statesville	1	0	1	0	.000	1990
East Forsyth	3	3	0	0	1.000	2019	North Edgecombe	6	2	4	0	.333	2003	Swain County	11	8	3	0	.727	2012
East Lincoln	4	3	1	0	.750	2022	North Gaston	1	0	1	0	.000	2007	Sylva-Webster	3	3	0	0	1.000	1980
East Mecklenburg	2	1	1	0	.500	1977	North Rowan	1	0	1	0	.000	1992	Tabor City	3	0	3	0	.000	1986
East Surry	3	1	2	0	.333	2020	Northampton County	1	0	1	0	.000	2019	Tarboro	13	8	5	0	.615	2022
Eastern Alamance	2	0	2	0	.000	2010	Northampton-West	1	0	1	0	.000	2005	Thomasville	10	7	3	0	.700	2008
Eastern Guilford	1	0	1	0	.000	2016	Northeast Guilford	2	0	2	0	.000	2003	Tuscola	1	0	0	1	.500	1972
Eastern Randolph	4	2	2	0	.500	2006	Northeastern	3	0	3	0	.000	2019	Wake Forest	6	3	3	0	.500	2018
Elkin	4	4	0	0	1.000	2006	Northern Durham	2	1	1	0	.500	1993	Wallace-Rose Hill	11	7	4	0	.636	2021
Erwin	1	0	1	0	.000	1976	Northern Guilford	4	4	0	0	1.000	2014	Washington	1	0	1	0	.000	2014
Erwin, Clyde	1	0	1	0	.000	1981	Northern Nash	2	0	2	0	.000	2022	Watauga	1	1	0	0	1.000	1978
Farmville Central	1	0	1	0	.000	2003	Northside	2	0	2	0	.000	2020	Weddington	4	3	1	0	.750	2019
Fike, Ralph	1	0	1	0	.000	2002	Northside-Jacksonville	1	0	1	0	.000	2016	West Brunswick	3	2	1	0	.667	1993
Forest Hills	2	1	1	0	.500	1985	Page	8	4	3	1	.563	2016	West Charlotte	7	1	6	0	.143	2006
Franklin	1	1	0	0	1.000	1976	Pamlico County	1	0	1	0	.000	2018	West Craven	1	0	1	0	.000	2008
Fuquay-Varina	1	0	1	0	.000	1985	Parkland	1	1	0	0	1.000	2001	West Forsyth	1	0	1	0	.000	1990
Garner	3	1	2	0	.333	2011	Pender	1	0	1	0	.000	2010	West Montgomery	3	0	3	0	.000	2016
Graham	2	1	1	0	.500	2000	Pisgah	2	2	0	0	1.000	1976	West Rowan	4	3	1	0	.750	2011
Grimsley	3	1	1	0	.500	2022	Plymouth	6	3	3	0	.500	2016	West Stokes	1	1	0	0	1.000	2011
Harding	2	1	1	0	.500	2017	Porter Ridge	2	0	2	0	.000	2012	Western Alamance	4	1	3	0	.250	2007
Harnett Central	1	0	1	0	.000	2009	Princeton	2	0	2	0	.000	1979	Western Guilford	1	1	0	0	1.000	1977
Havelock	8	3	5	0	.375	2020	Ragsdale	4	1	2	1	.375	2000	Whiteville	4	1	3	0	.250	1987
Hertford County	1	0	1	0	.000	1988	Randleman	3	3	0	0	1.000	1983	Wilkinson, John	1	0	1	0	.000	1981
Hibriten	1	1	0	0	1.000	2017	Reidsville	13	10	3	0	.769	2022	Williams, Walter	7	4	3	0	.571	2005
Hickory	1	1	0	0	1.000	1996	Reynolds, A. C.	4	3	1	0	.750	2009	Williamston	6	2	4	0	.333	2008



FOOTBALL STATE CHAMPIONSHIP LIST



OPEN

1913	Raleigh
1914	Raleigh
1915	Raleigh
1916	Charlotte
1917	Charlotte
1918	-----
1919	Chapel Hill
1920	Chapel Hill
1921	Fayetteville
1922	Asheville
1923	Charlotte
1924	Rockingham
1925	Gastonia
1926	Sanford
1927	Wilmington New Hanover
1928	Wilmington New Hanover

PLAY WENT TO CLASS A AND B IN 1929

	CLASS A	CLASS B	SIX-MAN
1929	Charlotte	Concord	
1930	Charlotte	Reidsville	
1931	Durham	Reidsville	
1932	Charlotte	Reidsville	
1933	Durham	Elizabeth City	
1934	Durham, Greensboro*	Edenton	
1935	Raleigh	Mount Airy	
1936	Charlotte	Mills Home	
1937	Charlotte	Reidsville	
1938	Durham, Greensboro*	Mount Airy	
1939	Durham	Reidsville	
1940	Greensboro	Reidsville	Selma

PLAY WENT TO CLASS AA, A AND B IN 1941

	CLASS AA	CLASS A	CLASS B	SIX-MAN
1941	Raleigh, High Point*	Laurinburg		Bessemer
1942	Greensboro	Mount Airy		
1943	Charlotte	Reidsville, Laurinburg*		Curry
1944	Wilson	Laurinburg		
1945	Raleigh	Reidsville		Junior Home, Lexington
1946	Wilson	Mount Airy		
1947	Fayetteville	Henderson		Junior Home, Lexington
1948	Fayetteville	Mount Airy		Clemmons
1949	Durham	Henderson	Fairmont	Southern Pines

CLASSIFICATIONS WERE CHANGED TO CLASS AAA, AA, AND A IN 1950

	CLASS AAA	CLASS AA	CLASS A	SIX-MAN
1950	Durham	Reidsville	Williamston	Drexel
1951	Wilmington	Lumberton	Ahoskie	Candor
1952	R.J. Reynolds	Harding	Ahoskie	Clayton
1953	Durham, R.J. Reynolds*	Harding	Massey Hill	Old Town
1954	Greensboro	Reidsville	Edenton	Southern Pines
1955	Salisbury	Kinston	Cary	Southern Pines

CLASS AA-C WAS ADDED IN 1956

	CLASS AAA	CLASS AA	CLASS A	SIX-MAN	AA-C
1956	Fayetteville, Greensboro*	Canton	Edenton	Aberdeen	Granite Falls
1957	Salisbury	Elizabeth City	Edenton	Clarkton	Morehead City
1958	R.J.Reynolds, Wilson*	Morehead	Andrews	Bath	Williamston

* tie, co-champions



FOOTBALL STATE CHAMPIONSHIP LIST



	CLASS AAAA	CLASS AAA	CLASS AA	CLASS A	8-MAN
1959	Garinger	Rockingham	Smithfield	Beaufort	Bath
1960	Greensboro	Brevard	Edenton	James Kenan	Bath
1961	Raleigh	Greenville (1) Canton (2)	Ahoskie (1) Hanes (2) Appalachian (3) Glen Alpine (4)	Windsor (1) Rohanen (2) Allen Jay (3)	Clarkton
1962	Rocky Mount	Rockingham (1) Brevard (2)	Elizabethtown (1) Jamestown (2) Appalachian (3)	Windsor (1) James Kenan (2) Sumner,East Surry* Glen Alpine (4)	Southport
1963	Rocky Mount	Rockingham (1) Reidsville,Brevard *	Hertford (1) Elizabethtown(2) Mount Holly (3) Sylva-Webster (4)	Murfreesboro (1) Weldon (2) East Surry (3) Andrews (4)	Southport
1964	R.J. Reynolds	Rockingham(1) Waynesville(2)	Edenton (1) Elizabethtown(2) Mt.Pleasant (3) Appalachian(4)	Farmville(1) Aberdeen (2) Glen Alpine (3) Andrews(4)	Southport
1965	Durham (1) Myers Park (2)	Tarboro (1) Graham (2)	Edenton (1) Whiteville(2) Siler City,J-Matthews(3) Surry Central(4) Sylva-Webster(5)	Ayden (1) Littlefield(2) Glen Alpine(3) Robbinsville (4)	
1966	Broughton(1) S.Mecklenburg (2)	Sanford (1) Pisgah (2)	Ahoskie (1) Stedman (2) North Davidson (3) Sylva-Webster(4)	Ayden (1) Liberty (2) Andrews (3)	
1967	Fike	Sanford (East) Elkin(West)	Edenton,S.Wayne* Mt.Holly (West)	Ayden (East) Andrews (West)	
1968	Fike	Sanford (East) Mt.Airy (West)	Rohanen (East) Hendersonville(West)	Ayden	
1969	Fike	Northeastern (East) Reidsville (West)	Edenton (East) Hendersonville(West)	Robbinsville	
1970	Broughton	71st(East) Reidsville (West)	Ahoskie (East) Murphy (West)	Robbinsville	
1971	North Forsyth	Havelock (East) Pisgah (West)	Gates County (East) Maiden (West)	Robersonville	

From 1961 through 1971, play did not culminate in a state champion in all classifications.

Regional champions are indicated by the number of their respective regions in parentheses, or by Eastern and Western champions when that was as far as a team could advance. *indicates co-champions.



FOOTBALL STATE CHAMPIONSHIP LIST



	CLASS AAAA	CLASS AAA	CLASS AA	CLASS A
1972	T.Wingate Andrews	Sanford,Tuscola*	Sylva-Webster	North Duplin
1973	Sanford Central	Ragsdale, E.Bladen*	Sylva-Webster	Robbinsville
1974	Gastonia Ashbrook	Ragsdale	Murphy	Robbinsville
1975	Rose	Pisgah	Roanoke	Maxton
1976	T.Wingate Andrews	Pisgah	Franklin	Robbinsville
1977	East Mecklenburg	Western Guilford	Charlotte Catholic	Robbinsville
1978	Richmond County	Watauga	Maiden	Midway
1979	High Point Central	South Point	Swain County	Robbinsville
1980	Greensboro Page	Walter Williams	Sylva-Webster	Robbinsville
1981	South Mecklenburg	Walter Williams	Randleman	Robbinsville
1982	Jacksonville	Brevard	Randleman	Robbinsville
1983	Greensboro Page	Eastern Randolph	Randleman	Robbinsville
1984	Page, 71st*	Tarboro	Forest Hills	Jamesville
1985	Greensboro Page	Walter Williams	Lexington	Swain County
1986	Seventy-First	Shelby	Lexington	Murphy
1987	Garner	Shelby	Whiteville	Murphy
1988	Richmond Senior	Hugh M. Cummings	Thomasville	Swain County
1989	Richmond Senior	A.L. Brown	Clayton	Swain County
1990	Richmond Senior	Hugh M. Cummings	Clinton	Swain County
1991	South View	T.Wingate Andrews	Thomasville	Murphy
1992	East Forsyth	Hugh M. Cummings	West Brunswick	Robbinsville
1993	Northern Durham	West Brunswick	Lincolnton	Hobbs
1994	Crest	Burns	Wallace-Rose Hill	North Edgecombe
1995	West Charlotte	Bertie	Thomasville	Williamston
1996	Crest	Hickory	Clinton	Murphy
1997	Richmond Senior	A.L.Brown	Clinton	North Edgecombe
1998	Richmond Senior	Carver	Shelby	Starmount
1999	A.C.Reynolds	Walter Williams	High Point Central	Williamston
2000	Independence	Bertie	Southwest Onslow	Graham
2001	Independence	Parkland	Clinton	1-A: Swain Co 1-AA: Albemarle
2002	4-A: A.C. Reynolds 4-AA:Independence	3-A: Carver 3-AA: Ashbrook	2-A: Cummings 2-AA: Reidsville	1-A: Elkin 1-AA: Albemarle
2003	4-A: Rose 4-AA:Independence	3-A: South Point 3-AA: Crest	2-A: Southwest Onslow 2-AA: Reidsville	1-A: Elkin 1-AA: Albemarle
2004	4-A: Rose 4-AA: Independence	3-A: Concord 3-AA: Crest	2-A: Southwest Onslow 2-AA: Charlotte Catholic	1-A: Swain 1-AA: Thomasville
2005	4-A: Rose 4-AA: Independence	3-A: Asheville 3-AA: Charlotte Catholic	2-A: Clinton 2-AA: Shelby	1-A: Elkin 1-AA: Thomasville
2006	4-A: Rose 4-AA: Independence	3-A: Concord 3-AA: Eastern Randolph	2-A: Cummings 2-AA: Shelby	1-A: Elkin 1-AA: Thomasville
2007	4-A: Hoggard 4-AA: New Bern	3-A: Western Alamance 3-AA: Dudley	2-A: Lincolnton 2-AA: Reidsville	1-A: Plymouth 1-AA: James Kenan
2008	4-A: Seventy-First 4-AA: Richmond	3-A: West Rowan 3-AA: Dudley	2-A: Newton-Conover 2-AA: Reidsville	1-A: Mount Airy 1-AA: Thomasville
2009:	4-A: A.C. Reynolds 4-AA: David Butler	3-A: West Rowan 3-AA: South Point	2-A: Tarboro 2-AA: Reidsville	1-A: Wallace-Rose Hill 1-AA: Albemarle
2010:	4-A: Hillside 4-AA: David Butler	3-A: West Rowan 3-AA: Northern Guilford	2-A: Tarboro 2-AA: Salisbury	1-A: Wallace-Rose Hill 1-AA: Albemarle
2011:	4-A: Scotland 4-AA: Page	3-A: Havelock 3-AA: Northern Guilford	2-A: Tarboro 2-AA: West Stokes	1-A: Murphy 1-AA: Swain County
2012:	4-A: New Bern 4-AA: David Butler	3-A: Havelock 3-AA: Northern Guilford	2-A: East Lincoln 2-AA: South Iredell	1-A: Plymouth 1-AA: Southwest Onslow
2013:	4-A: Dudley 4-AA: Mallard Creek	3-A: Havelock 3-AA: Southern Durham	2-A: T.W. Andrews 2-AA: Shelby	1-A: Murphy 1-AA: James Kenan
2014:	4-A: New Bern 4-AA: Mallard Creek	3-A: Crest 3-AA: Northern Guilford	2-A: Shelby 2-AA: East Lincoln	1-A: Robbinsville 1-AA: Wallace-Rose Hill
2015:	4-A: Charlotte Catholic 4-AA: Mallard Creek	3-A: Rocky Mount 3-AA: Crest	2-A: Shelby 2-AA: Monroe	1-A: Plymouth 1-AA: Wallace-Rose Hill
2016;	4-A: Greensboro Dudley 4-AA: Wake Forest	3-A: South Point 3-AA: Weddington	2-A: Reidsville 2-AA: Shelby	1-A: Murphy 1-AA: Wallace-Rose Hill
2017:	4-A: Harding University 4-AA: Wake Forest	3-A: Charlotte Catholic 3-AA: New Hanover	2-A: Wallace-Rose Hill 2-AA: Hibernia	1-A: Cherokee 1-AA: Tarboro
2018:	4-A: East Forsyth 4-AA: Wake Forest	3-A: Charlotte Catholic 3-AA: Weddington	2-A: Reidsville 2-AA: Shelby	1-A: Murphy 1-AA: Tarboro
2019:	4-A: East Forsyth 4-AA: Zebulon B. Vance (Charlotte)	3-A: Charlotte Catholic 3-AA: Weddington	2-A: Reidsville 2-AA: Shelby	1-A: Robbinsville 1-AA: East Surry
2020-21:	4-A: Grimsley 4-AA: Zebulon B. Vance (Charlotte)	3-A : Charlotte Catholic 3-AA: Mount Tabor	2-A: Reidsville 2-AA: Salisbury	1-A: Murphy 1-AA: Tarboro
2021:	Cardinal Gibbons	Dudley	Shelby	Tarboro
2022:	(Vacated)	East Lincoln	East Duplin	Mount Airy



FOOTBALL STATE CHAMPIONSHIP RESULTS



OPEN

1913	Raleigh 29	Washington 0
1914	Raleigh 117	Asheville 0
1915	Raleigh 6	Charlotte 0
1916	Charlotte 36	Chapel Hill 0
1917	Charlotte 41	Chapel Hill 0
1918	<i>no championship—flu epidemic</i>	
1919	Chapel Hill 78	Greensboro 0
1920	Chapel Hill 14	Monroe 0
1921	Fayetteville 7	Winston-Salem 0
1922	Asheville 12	New Bern 6 (teams agreed to play OT)
1923	Charlotte 20	Sanford 7
1924	Rockingham 7	Shelby 0
1925	Gastonia 8	Sanford 0
1926	Sanford 13	Charlotte 0
1927	Wilmington New Hanover 7	Greensboro 6
1928	Wilmington New Hanover 14	Statesville 9

PLAY WENT TO CLASS A AND B IN 1929

CLASS A

CLASS B

1929	Charlotte Central 27	Goldsboro 0	1929	Concord 13	Oxford 7 (<i>Kenan Stadium</i>)
1930	Charlotte 14	Raleigh 6	1930	Reidsville 20	Apex 7
1931	Durham 13	Charlotte 6	1931	Reidsville 6	Apex 0
1932	Charlotte 13	Durham 0	1932	Reidsville 32	Elizabeth City 12
1933	Durham 7	Charlotte 0	1933	Elizabeth City 19	Burlington 0
1934	Durham 12	Greensboro 12 (TIE)	1934	Edenton 6	Reidsville 0
1935	Raleigh 31	Winston-Salem 6	1935	Mount Airy 7	Edenton 0
1936	Charlotte 12	Raleigh 7	1936	Thomasville Mills Home 13	Roanoke Rapids 0
1937	Charlotte 20	Rocky Mount 7	1937	Reidsville 19	Hamlet 6
1938	Durham 6	Greensboro 6 (TIE)	1938	Mount Airy 26	Whiteville 18
1939	Durham 6	Greensboro 0	1939	Reidsville 18	Hamlet 0
1940	Greensboro 7	Rocky Mount 0	1940	Reidsville 14	Elizabeth City 12

PLAY CHANGED TO CLASS AA, A AND B IN 1941

CLASS AA

CLASS A

CLASS B

1941	Raleigh 0, High Point 0 (TIE)	1941	Laurinburg 20, Mount Airy 6		
1942	Greensboro 12, Gastonia 6	1942	Mount Airy 41, Scotland Neck 0		
1943	Charlotte 7, Raleigh 0	1943	Reidsville 6, Laurinburg 6 (TIE)		
1944	Wilson 26, Greensboro 0	1944	Laurinburg 8, Reidsville 7		
1945	Raleigh 28, High Point 6	1945	Reidsville 27, Laurinburg 0		
1946	Wilson def. Greensboro, forfeit	1946	Mount Airy 38, Wadesboro 0	1946	Boonville 27, Raeford 7
1947	Fayetteville 39, Charlotte 0	1947	Henderson 25, Mount Airy 14	1947	Fairmont (by forfeit)
1948	Fayetteville 14, Burlington 13	1948	Mount Airy 26, Laurinburg 0		
1949	Durham 21, Burlington 13	1949	Henderson 20, Reidsville 14		

CLASSIFICATION NAMES CHANGED TO CLASS 3A, 2A AND 1A IN 1950

3A

2A

1A

1950	Durham 12, W.-S. R.J. Reynolds 7	1950	Reidsville 26, Henderson 0	1950	Williamston 19, Bessemer City 13
1951	Wilmington 14, High Point 13	1951	Lumberton 18, Reidsville 13	1951	Ahoskie 52, Walnut Cove 0
1952	W.-S. R.J. Reynolds 13, Durham 6	1952	Charlotte Harding 32, Henderson 13	1952	Ahoskie 48, Bessemer City 6
1953	Durham 14, W.-S. R.J. Reynolds 14 (TIE)	1953	Charlotte Harding 20, Hamlet 0	1953	Massey Hill 20, Greensboro Bessemer 0
1954	Greensboro 20, Durham 13	1954	Reidsville 20, Graham 6	1954	Edenton 41, Greensboro Bessemer 20
1955	Salisbury 13, Durham 6	1955	Kinston 12, Hendersonville 7	1955	Cary 21, Spruce Pine 0
1956	Fayetteville 6, Greensboro 6 (TIE)	1956	Canton 33, Washington 6	1956	Edenton 45, Mebane 6
1957	Salisbury 21, Fayetteville 0	1957	Elizabeth City 18, Myers Park 15	1957	Edenton 14, Mebane 7
1958	Wilson 6, W-S R.J. Reynolds 6 (TIE)	1958	Eden Morehead 12, Rockingham 0	1958	Andrews 33, Southern Pines 9



4A FOOTBALL STATE CHAMPIONSHIP RESULTS



1959 Charlotte Garinger 20
 1960 Greensboro 19
 1961 Raleigh 19
 1962 Rocky Mount 20
 1963 Rocky Mount 14
 1964 Winston-Salem R.J. Reynolds 14

REGION 1

1965	Durham 19	Fayetteville 14
1966	Broughton 21	Durham 0
1967	Wilson Fike 28	
1968	Wilson Fike 21	
1969	Wilson Fike 17	
1970	Raleigh Broughton 14	
1971	North Forsyth 10	
1972	High Point Andrews 24	
1973	Sanford Central 14	
1974	Gastonia Ashbrook 13	
1975	Greenville Rose 14	
1976	High Point Andrews 6	
1977	East Mecklenburg 28	
1978	Richmond Senior 14	
1979	High Point Central 21	
1980	Greensboro Page 36	
1981	South Mecklenburg 27	
1982	Jacksonville 15	
1983	Greensboro Page 21	
1984	Greensboro Page 14	
1985	Greensboro Page 26	
1986	Fayetteville 71st 3	
1987	Garner 40	
1988	Richmond Senior 17	
1989	Richmond Senior 39	
1990	Richmond Senior 9	
1991	South View 10	
1992	East Forsyth 28	
1993	Northern Durham 39	
1994	Crest 28	
1995	West Charlotte 20	
1996	Crest 20	
1997	Richmond Senior 27	
1998	Richmond Senior 36	
1999	Asheville A.C. Reynolds 7	
2000	Charlotte Independence 24	
2001	Charlotte Independence 49	

Greensboro 6
 Winston-Salem R.J. Reynolds 7
 Charlotte Garinger 0
 Winston-Salem R.J. Reynolds 6
 Winston-Salem R.J. Reynolds 13
 Durham 6

REGION 2

1965	Myers Park 27	Garinger 6
1966	South Mecklenburg 20	Garinger 19
1967	South Mecklenburg 14	
1968	Gastonia Ashley 7	
1969	Winston-Salem Atkins 10	
1970	Charlotte Olympic 0	
1971	High Point Central 7	
1972	Fayetteville Reid Ross 17	
1973	Greensboro Ben Smith 6	
1974	Sanford Central 12	
1975	East Mecklenburg 13	
1976	Richmond Senior 0	
1977	Rocky Mount 9	
1978	West Charlotte 0	
1979	Greenville Rose 9	
1980	Jacksonville 14	
1981	Fayetteville Terry Sanford 14	
1982	Greensboro Page 6	
1983	Fayetteville Douglas Byrd 14	
1984	Fayetteville 71st 14 (TIE)	
1985	Fayetteville Terry Sanford 20	
1986	West Charlotte 0	
1987	Charlotte Harding 21	
1988	West Charlotte 0	
1989	Asheville A.C. Reynolds 13	
1990	West Forsyth 7	
1991	West Charlotte 7	
1992	Northern Durham 21	
1993	West Charlotte 6	
1994	Jacksonville 7	
1995	Fayetteville Douglas Byrd 13	
1996	Fayetteville Douglas Byrd 7	
1997	Fayetteville Douglas Byrd 7	
1998	Garner 6	
1999	Fayetteville Douglas Byrd 0	
2000	Hope Mills South View 19	
2001	Wilmington Laney 25	

CLASSES SUBDIVIDED IN 2002

4A

2002	Asheville A.C. Reynolds 14	Northern Nash 7
2003	Greenville J.H. Rose 51	W-S Mount Tabor 7
2004	Greenville J.H. Rose 19	Fayetteville Jack Britt 17
2005	Greenville J.H. Rose 21	Greensboro Grimsley 0
2006	Greenville J.H. Rose 26	West Charlotte 12
2007	Wilmington Hoggard 28	W-S Mount Tabor 0
2008	Fayetteville Seventy-First 28	Fayetteville Douglas Byrd 7
2009	Asheville A.C. Reynolds 14	Harnett Central 13
2010	Durham Hillside 40	Davie County 0
2011	Scotland 42	Porter Ridge 16
2012	New Bern 39	Porter Ridge 38
2013	Greensboro Dudley 24	Scotland 7
2014	New Bern 23	Charlotte Catholic 15
2015	Charlotte Catholic 27	Greenville J.H. Rose 20
2016	Greensboro Dudley 54	Cape Fear 0
2017	Harding University 30	Scotland County 22
2018	East Forsyth 35	Scotland 28
2019	East Forsyth 24	Cardinal Gibbons 21
20-21	Grimsley 28	Cardinal Gibbons 8

4AA

2002	Charlotte Independence 41	New Bern 20
2003	Charlotte Independence 54	New Bern 7
2004	Charlotte Independence 41	South View 7
2005	Charlotte Independence 38	New Bern 19
2006	Charlotte Independence 49	Durham Riverside 19
2007	New Bern 28	Charlotte Independence 17
2008	Richmond 38	Fayetteville Jack Britt 35
2009	Butler 48	Fayetteville Jack Britt 17
2010	Butler 44	Wake Forest-Rolesville 0
2011	Greensboro Page 35	Garner 21
2012	Butler 56	Fayetteville Jack Britt 28
2013	Mallard Creek 59	Wake Forest 21
2014	Mallard Creek 25	Wake Forest 14
2015	Mallard Creek 49	Greensboro Page 6
2016	Wake Forest 29	Greensboro Page 0
2017	Wake Forest 21	Mallard Creek 0
2018	Wake Forest 9	Charlotte Z.B. Vance 7
2019	Charlotte Z.B. Vance 24	Leesville Road 3
20-21	Charlotte Z.B. Vance 35	Rolesville 14

END OF SUBDIVISION ERA

2021 Cardinal Gibbons 14
 2022 (Vacated)

Julius Chambers 2



3A FOOTBALL STATE CHAMPIONSHIP RESULTS



1959 Rockingham 20
1960 Brevard 26

Morehead 6
Rockingham 0

REGION 1

1961 Greenville 15 Sanford 13
1962 Rockingham 13 Lumberton 6
1963 Rockingham 13 Hamlet 0
1964 Rockingham 19 Elizabeth City 0
1965 Tarboro 13 Greenville 7
1966 Sanford 27 Roxboro 10

EAST

1967 Sanford 21 Northern Durham 9
1968 Sanford 33 Roxboro 0
1969 Eliz. City Northeastern 21 Lumberton 0
1970 Fayetteville Seventy-First 14 Northern Durham 12
1971 Havelock 20 Eliz. City Northeastern 6
1972 Sanford 14
1973 Jamestown Ragsdale 16
1974 Jamestown Ragsdale 24
1975 Canton Pisgah 35
1976 Canton Pisgah 28
1977 Western Guilford 26
1978 Watauga 33
1979 Belmont South Point 34
1980 Burlington Williams 29
1981 Burlington Williams 32
1982 Brevard 15
1983 Eastern Randolph 21
1984 Tarboro 20
1985 Burlington Williams 7
1986 Shelby 9
1987 Shelby 19
1988 Burlington Cummings 41
1989 Kannapolis A.L. Brown 24
1990 Burlington Cummings 32
1991 High Point Andrews 24
1992 Burlington Cummings 25
1993 West Brunswick 19
1994 Burns 21
1995 Bertie 38
1996 Hickory 42
1997 Kannapolis A.L. Brown 34
1998 Winston-Salem Carver 33
1999 Burlington Williams 20
2000 Bertie 32
2001 Winston-Salem Parkland 27

REGION 2

1961 Canton 20 Brevard 0
1962 Brevard 19 Greensboro Bessemer 13
1963 Reidsville 0 Brevard 0 **(TIE)**
1964 Waynesville 20 Chapel Hill 13
1965 Graham 27 Western Alamance 12
1966 Canton Pisgah 16 Graham 0

WEST

1967 Elkin 21 North Surry 0
1968 Mount Airy 19 Mount Tabor 0
1969 Reidsville 35 Mount Airy 12
1970 Reidsville 10 Canton Pisgah 7
1971 Canton Pisgah 48 Eastern Alamance 0
Waynesville Tuscola 14 **(TIE)**
East Bladen 16 **(TIE)**
Ahoskie 0
Havelock 24
Clinton 12
South Caldwell 20
Burlington Williams 28
Ahoskie 13
Lexington 14
Asheville Erwin 15
Bertie 7
Thomasville 6
Kannapolis A.L. Brown 0
Forest Hills 3
Havelock 6
Burlington Williams 0
Shelby 14
Burlington Cummings 0
Statesville 26
Kannapolis A.L. Brown 14
North Rowan 14
High Point Andrews 14
Eastern Randolph 14
High Point Central 34
Jamestown Ragsdale 0
Northeast Guilford 12
Kings Mountain 28
Asheville 7
Jamestown Ragsdale 15
Crest 21

CLASSES SUBDIVIDED IN 2002

3A

2002 Winston-Salem Carver 34 Wilson Fike 0
2003 Belmont South Point 27 Northeast Guilford 10
2004 Concord 27 Wilson Hunt 0
2005 Asheville 13 Western Alamance 10
2006 Concord 35 Western Alamance 28 (OT)
2007 Western Alamance 62 North Gaston 36
2008 West Rowan 35 West Craven 7
2009 West Rowan 28 Eastern Alamance 21
2010 West Rowan 34 Eastern Alamance 7
2011 Havelock 38 West Rowan 6
2012 Havelock 55 Concord 21
2013 Havelock 21 Concord 13
2014 Crest 24 Havelock 3
2015 Rocky Mount 24 South Point 21 (OT)
2016 South Point 16 Rocky Mount 7
2017 Charlotte Catholic 28 Havelock 14
2018 Charlotte Catholic 17 Jacksonville 14
2019 Charlotte Catholic 23 Southern Nash 7
20-21 Charlotte Catholic 14 Havelock 7

3AA

2002 Gastonia Ashbrook 19 Greensboro Dudley 18
2003 Crest 40 Eastern Randolph 0
2004 Crest 26 Greensboro Dudley 14
2005 Charlotte Catholic 21 Burlington Williams 13
2006 Eastern Randolph 15 Charlotte Catholic 7
2007 Greensboro Dudley 28 Charlotte Catholic 20
2008 Greensboro Dudley 34 Kannapolis A.L. Brown 18
2009 Belmont South Point 42 South Johnston 28
2010 Northern Guilford 21 Crest 20
2011 Northern Guilford 31 Crest 7
2012 Northern Guilford 64 Charlotte Catholic 26
2013 Southern Durham 38 Crest 31
2014 Northern Guilford 14 Weddington 7
2015 Crest 55 Southern Durham 21
2016 Weddington 33 Eastern Guilford 20
2017 New Hanover 27 A.C. Reynolds 17
2018 Weddington 27 Southeast Guilford 14
2019 Weddington 34 Lee County 14
20-21 Mount Tabor 24 Cleveland 16

END OF SUBDIVISION ERA

2021 Dudley 69
2022 East Lincoln 30

J.H. Rose 40
Northern Nash 15



2A FOOTBALL STATE CHAMPIONSHIP RESULTS



1959 1960	Smithfield 20 Edenton 19	Appalachian 0 Hanes 7	
REGION 1	REGION 2	REGION 3	REGION 4
1961 Ahoskie 33, Morehead City 7	Hanes 25, Sumner 13	Appalachian 20, Murphy 13	
1962 Elizabethtown 19, Cary 7	Jamestown 10, Erwin 6	Appalachian 39, Murphy 7	
1963 Mount Holly 14, N. Davidson 7	Elizabethtown 16, Siler City 13	Mount Holly 14, N. Davidson 7	Sylva-Webster 7, Appalachian 0
1964 Edenton 19, Cary 0	Elizabethtown 20, Massey 6	Mt. Pleasant 13, N. Davidson 7	Appalachian 25, Swain Co. 12
1965 Edenton 20, Ahoskie 6	Whiteville 19, Burgaw 13	Siler City 23, South Stanly 6	Surry Central 13, N. Davidson 7
1966 Ahoskie 55, Clayton 7	Stedman 21, Southern Wayne 20	N. Davidson 21, East Surry 7	Sylva-Webster 48, Elkin 27

EAST			WEST		
1967	Edenton 26	Southern Wayne 26 (TIE)	1967	Mount Holly 26	Glen Alpine 20
1968	Rohanen 21	Farmville 20	1968	Hendersonville 21	Beaver Creek 14
1969	Edenton 48	South Stanly 26	1969	Hendersonville 30	Holbrook 13
1970	Ahoskie 28	Greensboro Allen Jay 12	1970	Murphy 20	Catawba Bandys 8
1971	Gates County 34	Southern Guilford 8	1971	Maiden 6	Mount Pleasant 2
	1972	Sylva-Webster 41		Williamston 21	
	1973	Sylva-Webster 43		Tabor City 18	
	1974	Murphy 32		Robersonville 22	
	1975	Roanoke 12		West Montgomery 9	
	1976	Franklin 35		Erwin 28	
	1977	Charlotte Catholic 42		Clayton 20	
	1978	Maiden 36		Tabor City 14	
	1979	Swain County 28		Clayton 21	
	1980	Sylva-Webster 49		Currituck 7	
	1981	Randleman 44		Whiteville 30	
	1982	Randleman 23		Whiteville 6	
	1983	Randleman 35		East Carteret 0	
	1984	Forest Hills 14		Whiteville 6	
	1985	Lexington 42		Fuquay-Varina 12	
	1986	Lexington 35		Ahoskie 7	
	1987	Whiteville 14		Thomasville 12	
	1988	Thomasville 13		Hertford County 10	
	1989	Clayton 16		Monroe 0	
	1990	Clinton 14		Thomasville 6	
	1991	Thomasville 21		West Brunswick 6	
	1992	West Brunswick 14		Maiden 6	
	1993	Lincolnton 41		Burlington Cummings 20	
	1994	Wallace-Rose Hill 35		Lincolnton 24	
	1995	Thomasville 16		Clinton 0	
	1996	Clinton 26		Bandys 14	
	1997	Clinton 30		Shelby 14	
	1998	Shelby 34		Tarboro 14	
	1999	High Point Central 30		Southwest Onslow 7	
	2000	Southwest Onslow 14		Newton-Conover 13	
	2001	Clinton 34		Burlington Cummings 22	

CLASSES SUBDIVIDED IN 2002

2A			CLASSES SUBDIVIDED IN 2002			2AA		
2002	Burlington Cummings 24	Clinton 21	2002	Reidsville 34	Bandys 14			
2003	Southwest Onslow 20	Burlington Cummings 14	2003	Reidsville 68	Bandys 12			
2004	Southwest Onslow 49	Shelby 21	2004	Charlotte Catholic 14	Western Alamance 7			
2005	Clinton 13	Lincolnton 6	2005	Shelby 26	Reidsville 18			
2006	Burlington Cummings 49	Clinton 20	2006	Shelby 27	Southern Vance 24			
2007	Lincolnton 28	South Columbus 14	2007	Reidsville 28	Shelby 20			
2008	Newton-Conover 51	Tarboro 28	2008	Reidsville 24	East Lincoln 7			
2009	Tarboro 28	Mountain Heritage 3	2009	Reidsville 28	Newton-Conover 6			
2010	Tarboro 21	Winston-Salem Carver 13	2010	Salisbury 30	Elizabeth City Northeastern 0			
2011	Tarboro 39	Lincolnton 36	2011	West Stokes 21	Kinston 14			
2012	East Lincoln 24	Tarboro 20	2012	South Iredell 30	Carrboro 27			
2013	Shelby 29	Southwest Onslow 7	2013	T.W. Andrews 18	Monroe 14			
2014	Shelby 31	Clinton 7	2014	East Lincoln 14	Washington 13			
2015	Shelby 57	Kinston 21	2015	Monroe 38	Bunn 19			
2016	Reidsville 58	Edenton Holmes 12	2016	Shelby 28	Northside-Jacksonville 6			
2017	Wallace-Rose Hill 35	Reidsville 28 (OT)	2017	Hibriten 16	East Duplin 14			
2018	Reidsville 31	Northeastern 28	2018	Shelby 42	North Davidson 21			
2019	Reidsville 14	Northeastern 0	2019	Shelby 34	Salisbury 0			
20-21	Reidsville 35	Mountain Heritage 6	20-21	Salisbury 42	St. Pauls 14			

END OF SUBDIVISION ERA

2021	Shelby 55	Wallace-Rose Hill 34
2022	East Duplin 24	Reidsville 21

