

Dec. 8-9, 2023



FALCONS

Kenan Memorial Stadium

Carter-Finley Stadium

2023 NCHSAA FOOTBALL STATE CHAMPIONSHIPS



ALL ROADS LEAD TO VICTORY WHEN YOU BUCKLE UP.

***Every Seat.
Every Time.***



clickitorticket.org

*It's not just about the law.
It's about saving lives.*





Owen High School Football
Black Mountain, North Carolina

SOLUTIONS FOR LIGHTING

Since 1976, Musco has specialized in the design and manufacture of sports and large area lighting. We're committed to providing lighting solutions and services you can rely on.

Musco's TLC for LED® technology provides superior energy efficiency, environmental light control, and cost effectiveness, all supported by our leading product assurance and warranty program.



We Make It Happen®

Official Event Supporter of the NCHSAA

**Musco is proud to announce
our partnership with the
North Carolina High School
Athletic Association.**



Your Sales Representatives are:



Dina Neeley

2201 Eastchester Drive, Suite 101
High Point, NC 27265

Mobile: 336.414.1030
Email: dina.neeley@musco.com
Social Media: @muscolightlady



Brad Marolf

2201 Eastchester Drive, Suite 101
High Point, NC 27265

Mobile: 336.813.0194
Email: brad.marolf@musco.com



SCAN HERE

**TO TAKE YOUR FACILITY TO
THE NEXT LEVEL OR VISIT
promo.musco.com/nchsaa-2023**



2023 North Carolina High School Athletic Association Football Playoff Notes

8
teams remaining

4
State
Championships

4
Games on NFHS
Network and
Live TV from the
Sinclair Broadcast
Group this week

6
Radio
Broadcasts

4
Champions to
be crowned

CHAPEL HILL -- The North Carolina High School Athletic Association released the brackets for the 2023 Football Championships on Saturday, October 28, ahead of the First Round Games on Friday, Nov. 3. This year's State Championship Games will mark the 109th season in which North Carolina has crowned a high school football state champion, dating back to Raleigh's win in 1913 (no champion in 1918). The 2023 football playoffs are the third iteration of the current NCHSAA Football Playoff format as the classifications were split and eight champions were crowned from 2002 to the spring of 2021 (Covid-19 year).

The 2023 Championship Games will be held December 8th and 9th at Kenan Memorial Stadium on the campus of the University of North Carolina at Chapel Hill and at Carter-Finley Stadium on the campus of North Carolina State University.

The schedule for the Championship weekend will be as follows.

At Kenan Memorial Stadium

Friday 7 p.m. - 3A Championship: Hickory High School vs. Seventy-First High School

Saturday 12 p.m. - 1A Championship: Mount Airy High School vs. Tarboro High School

At Carter-Finley Stadium

Saturday 3 p.m. - 2A Championship: Reidsville High School vs. Clinton High School

Saturday 7 p.m. - 4A Championship: Weddington High School vs. Hoggard High School

Championship Sites

UNC's Kenan Memorial Stadium is the most frequent host of NCHSAA Football Championship games having hosted 79 championship games since 1989. This year's games will be the 81st and 82nd in Kenan Stadium (first in 1929). Carter-Finley will be hosting its 33rd and 34th NCHSAA Championship Games this season. Wake Forest's BB&T Field (Groves) has held 25 Championship Games and Duke's Wallace Wade has played host nine times. In 1988, Groves Stadium hosted the 4A Championship, prior to that game, championships were played predominately at high school sites. From 1990-2001, all four classifications played their Championship Games at Kenan.

Championship Appearances

From 1961 through 1971, play did not culminate in a state champion in all classifications. Since 1972 every classification has declared a state champion and from 2001-2021, each classification had two champions. Below are the state championship appearances of each team playing in the 2023 Championships since 1972, wins are bolded.

Tarboro	14th Appearance (8-5)	2023, 2022, 2021 , 2020 , 2019, 2018 , 2017 , 2012, 2011 , 2010 , 2009 , 2008, 1998, 1984
Reidsville	13th Appearance (9-3)	2023, 2022, 2020 , 2019 , 2018 , 2017, 2016 , 2009 , 2008 , 2007 , 2005, 2003 , 2002
Clinton	11th Appearance (5-5)	2023, 2014, 2006, 2005 , 2002, 2001 , 1997 , 1996 , 1995, 1990 , 1976
Mount Airy	5th Appearance (2-2)	2023, 2022 , 2017, 2009, 2008
Weddington	5th Appearance (3-1)	2023, 2019 , 2018 , 2016 , 2014



2023 North Carolina High School Athletic Association Football Playoff Notes

Seventy-First	4th Appearance (2-0-1)	2023, 2008, 1986, 1984 (Tie)
Hickory	2nd Appearance (1-0)	2023, 1996
Hoggard	2nd Appearance (1-0)	2023, 2007

Old Friends

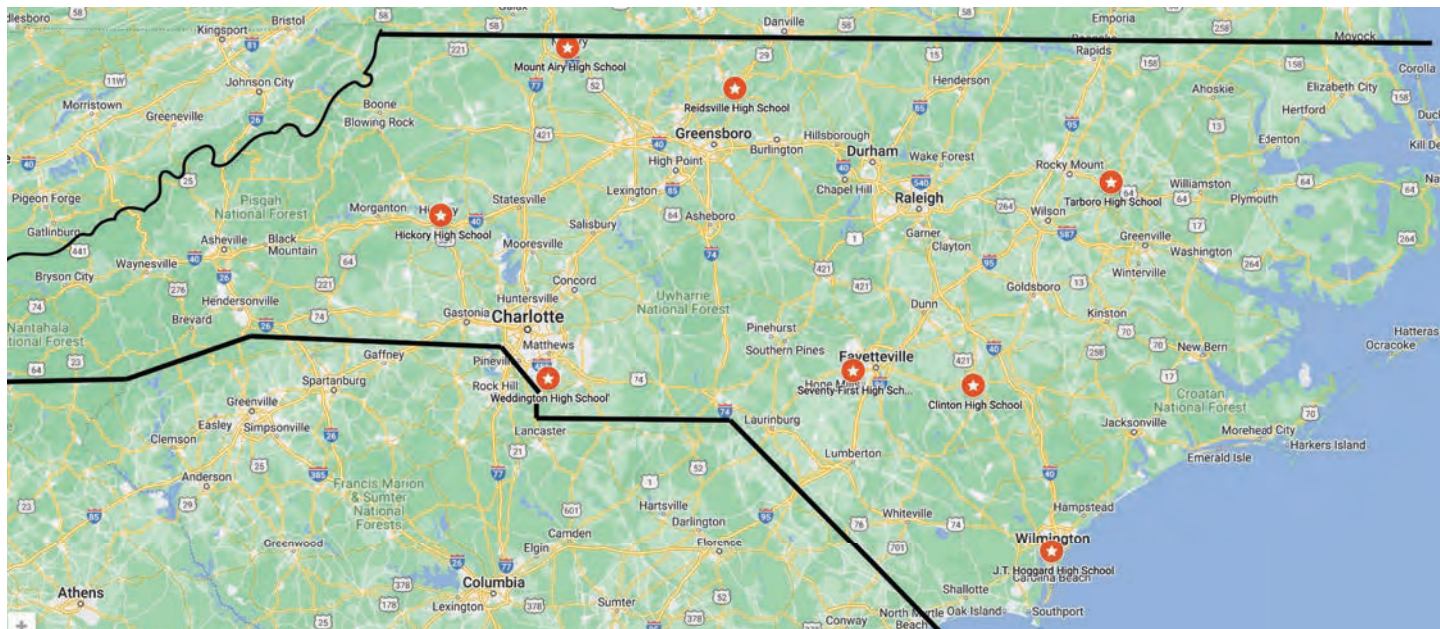
Tarboro and Mount Airy have met twice before in the state championship game. In 2017, Tarboro beat the Granite Bears 32-7 in the 1AA title game at Carter-Finley Stadium. Last year, Mount Airy won 20-7, also at Carter-Finley. This year, the Granite Bears and Vikings will meet in Kenan Stadium for the first time.

Extraordinary Support

On Saturday, Dec. 2, the NCHSAA hosted its 21st annual Cheerleading Invitational. The Cheer Squad from Weddington, who will be at Carter-Finley on Saturday to cheer on the football team, took home the Tar Heel Trophy for the second year in a row. The Tar Heel Trophy is given to the best performing team in the Game Day Division of the competition.

Championship Geography

Mount Airy and Tarboro are the farthest apart of any of the schools playing each other Friday and Saturday as there are 211 miles between them (road miles) but Chapel Hill is a great meeting spot as it is 113 miles from Mount Airy and 101 from Tarboro. Reidsville and Clinton are the closest schools playing each other this week, with 158 miles between them. Carter-Finley is 87 miles from Reidsville and 75 from Clinton. Seventy-First and Hickory are 177 miles apart but Hickory has a longer drive into Kenan at 149 miles, compared to just 77 from Fayetteville. Weddington and Hoggard are 192 miles apart and both a long way from Raleigh. Weddington is 156 miles from Carter-Finley and Hoggard is 139.





2023 North Carolina High School Athletic Association Football Playoff Notes

The last stop

1A Regional Championships

West No. 2 Seed Mount Airy went on the road to No. 1 Seed Robbinsville and scored 13 unanswered points to claim a 27-16 win and earn the chance to defend its 2022 state championship. The Granite Bears are now 5-6 in Regional Finals since 1972.

East No. 1 Seed Tarboro beat No. 2 Seed West Columbus 49-12 in the Regional Championship. Mason Satterfield ran for three touchdowns in the win and Caiden Everette rushed for 111 yards and two scores. The Vikings are now 14-3 in Regional Finals and have won an East Regional Championship for eight consecutive years.

2A Regional Championships

West No. 1 Seed Reidsville hosted No. 7 Shelby in the Regional Final and won 49-14 with the help of five touchdown passes from quarterback Al Lee. The Rams are now 11-5 in Regional Finals since 1972 and are playing in the state championship game for the seventh time in the last eight years.

East No. 1 Seed Clinton hosted No. 2 Seed Northeastern in the Regional Final and won 36-22, led by Amaris Williams' four rushing touchdowns. The Dark Horses are now 11-6 in Regional Finals since 1972.

3A Regional Championships

West No. 2 Hickory edged No. 4 Seed Dudley 42-41 to head back to the Championship Game for just the second time in school history and first time since 1996. Hickory scored the game-winning touchdown with 1:36 left in the fourth quarter as Brady Stober found Jamien Little for a nine-yard strike.

East No. 2 Seed Seventy-First beat No. 11 Seed Northern Nash 50-36 on Friday night to head back to the state championship for the first time since 2008. The win avenged a loss to Northern Nash in the same round last year. Deandre Nance was responsible for six touchdowns in the win, running for four and throwing for two. The Falcons are now 4-5 in Regional Finals since 1972.

4A Regional Championships

West No. 1 Seed Weddington ended the cinderella run of No. 23 Seed Independence with a 34-14 win in Matthews in the Regional Final. The Warriors pulled away in the second half thanks to a pair of touchdowns from Nick Diamond. Weddington is now 5-1 in the Regional Final since 1972.

East No. 3 Hoggard jumped out to an early lead and topped No. 5 Cardinal Gibbons 41-20 in the Regional Final. Tamear Webb had three touchdowns for the Vikings and their defense and special teams stepped up as well as they had a pair of interceptions, a blocked punt and a 50-yard field goal from Damian Bounds.

2023 STATE CHAMPIONSHIPS KENAN STADIUM



Chapel Hill & UNC-Chapel Hill

**Pleased to host
NCHSAA Football**

Photo courtesy of Maxpreps

1A EAST REGIONAL CHAMPION

TARBORO VIKINGS



LOCATION: Tarboro

CONFERENCE: 1A/2A Four Rivers

RECORD: 13-0 (5-0)

PRINCIPAL: Terry Hopkins

ATHLETIC DIRECTOR: Reggie Bess

HEAD COACH: Jeff Craddock

ASSISTANT(S): Andrew Harding, Ricky Babb, Steve Burnette, Don Reams, Eric Duff, Reese Knight, Riley Hurdle, Irvin Glass, Wayne Cherry, Mike Riley, Quentin Knight, Billie Boddie

TEAM BENCH PERSONNEL: Aja Pittman, Bryson Strother, Jeremy Johnson, Adrian Brown

2023 SCHEDULE & RESULTS

18-Aug at Rocky Mount	W 42-0
25-Aug vs. Hertford County	W 49-22
1-Sep vs. North Edgecombe	W 62-6
8-Sep at SouthWest Edgecombe	W 35-20
29-Sep vs. Bertie*	W 49-6
6-Oct vs. Perquimans*	W 42-6
12-Oct vs. Martin County*	W 46-6
20-Oct at Gates County*	W 49-0
27-Oct at Washington County*	W 48-0
9-Nov vs. Northampton County**	W 48-0
17-Nov vs. Southeast Halifax**	W 36-0
24-Nov vs. East Bladen**	W 20-13
1-Dec. vs. West Columbus**	W 49-12

CHAMPIONSHIP HISTORY

1965 3A Region 1 Final Tarboro 13, Greenville 7*
1984 3A Final Tarboro 20, A.L. Brown 0
1998 2A Final Shelby 34, Tarboro 14
2008 2A Final Newtown-Conover 51, Tarboro 28
2009 2A Final Tarboro 28, Mountain Heritage 3
2010 2A Final Tarboro 21, Carver 13
2011 2A Final Tarboro 39, Lincolnton 36
2012 2A Final East Lincoln 24, Tarboro 20
2017 1AA Final Tarboro 32, Mount Airy 7
2018 1AA Final Tarboro 50, East Surry 10
2019 1AA Final East Surry 56, Tarboro 28
2020 1AA Final Tarboro 25, East Surry 7
2021 1A Final Tarboro 28, Mitchell 7
2022 1A Final Mount Airy 20, Tarboro 7
2023 1A Final Tarboro vs. Mount Airy

15th all-time appearance in the final game of the season, 9-5 in those games.

*No statewide champion



#	NAME	POS	YR	HT	WT	#	NAME	POS	YR	HT	WT
1	Brandon Jones	RB, DB	Jr.	5' 7"	130 lbs	45	Jermaine Staton	RB, LB	Jr.	5' 6"	170 lbs
2	Kamerin McDowell-Moore	RB, LB	So.	5' 11"	175 lbs	50	Trakeivous Jones	OL, DL	Sr.	6' 6"	285 lbs
3	Christian Gunter	RB, LB	Jr.	5' 9"	155 lbs	52	Tyun Wilson	OL, DL	Jr.	5' 10"	240 lbs
4	Shermardra Clark	TE, DB	Sr.	5' 10"	170 lbs	55	Zion Hyman	OL, DL	Sr.	6' 1"	290 lbs
6	Caiden Everette	RB, DB	So.	5' 10"	160 lbs	59	Alex Dickens	OL, DE	Sr.	5' 10"	205 lbs
7	Omarion Lewis	QB, S, DB	Sr.	6' 3"	190 lbs	60	Jer'Mil Warren	G, DT	So.	5' 11"	
8	Cole Craddock	TE, LB	Jr.	6' 3"	205 lbs	64	Demarcus Bodrick	OL, DL	So.	6' 0"	251 lbs
9	Amauri McNeil	FB, LB	Jr.	5' 10"	170 lbs	65	Ny'Quaveon Davis		Jr.	6' 0"	295 lbs
10	Josiah Dickens	FB, DE	So.	6' 0"	205 lbs	68	Caleb Schenall	OL, DL	Jr.	5' 10"	230 lbs
11	Jaden Jenkins	QB, DE, ATH	So.	6' 0"	157 lbs	70	Caleb Hyman	OL, DL	Sr.	5' 7"	380 lbs
12	Zih'year Anderson	TE, DB	Jr.	5' 8"	133 lbs	73	Micheal Edwards	G	So.		
15	Tyler Powell	QB, DE	So.	6' 0"	195 lbs	74	Lamarcus Barnhill	DE, C, G	So.	5' 10"	200 lbs
17	Grant Davis	TE, DE	Sr.	5' 10"	145 lbs	75	J'marri Pittman	OL, DL	Jr.	5' 10"	275 lbs
20	Isaiah Jones	TE, DB	Sr.	6' 0"	160 lbs	76	Imare Staton	DE, T	So.		
24	Mason Satterfield	RB, LB	Jr.	5' 10"	180 lbs	77	Ja-Qwayveus Brinson	OL, DL	Sr.	5' 10"	250 lbs
25	Cam'ron Harper	TE, LB	Jr.	6' 1"	185 lbs	79	Nisir Johnson	DT, T, G	So.	6' 0"	220 lbs
30	Roger Fiddemon Jr.	CB, RB	So.	5' 9"	135 lbs	80	Camden Matthews	TE, DE	So.	6' 0"	180 lbs
33	Kip Biggs	RB, CB	So.	5' 9"	135 lbs	84	Reggie Bess	QB, CB	Fr.	5' 8"	130 lbs
34	Keivious Bridgers	FB, LB	So.	5' 10"	190 lbs	85	Zyarius Pettaway	TE	Fr.	6' 1"	175 lbs
36	Jacari Williams	RB, DB	Jr.	5' 7"	165 lbs	86	Oscar Perez Gaspar	P, K	Sr.	5' 7"	175 lbs
40	Jamaal Brown	RB, LB	Jr.	5' 9"	160 lbs	88	Antonio Draughn	RB, OLB	Fr.	5' 8"	170 lbs
42	Carmello Bullock	MLB, FB	Fr.	5' 8"	147 lbs						

*Roster information provided by the schools

1A WEST REGIONAL CHAMPION

MOUNT AIRY GRANITE BEARS



LOCATION: Mount Airy

CONFERENCE: Northwest 1A

RECORD: 15-0 (6-0)

PRINCIPAL: Jason Dorsett

ATHLETIC DIRECTOR: Angela Mayfield, Abby Gallimore

HEAD COACH: JK Adkins

ASSISTANT(S): Kelly Holder, Tanner Hiatt, Justin Moore, Dennis Moore, Justin Combs, Weston Miller, Murdock Meredith, Darron Taylor, Austin Taylor, Jordon Tucker, Nick Isom, Reece Deaton, Caleb Pardue, Richard Grissom, Patrick O'Neal

TEAM BENCH PERSONNEL: Kevin Holder, Ben Cooke, Joe Villinueve, Kavari Ledezma, Eric Leather

CHAMPIONSHIP HISTORY

1935 Class B Final Mount Airy 7, Edenton 0
1938 Class B Final Mount Airy 26, Whiteville 18
1941 Class A Final Laurinburg 20, Mount Airy 6
1942 Class A Final Mount Airy 41, Scotland Neck 0
1946 Class A Final Mount Airy 38, Wadesboro 0
1947 Class A Final Henderson 25, Mount Airy 14
1948 Class A Final Mount Airy 26, Laurinburg 0
1968 Class 3A West Region Final Mount Airy 19, Mount Tabor 9*
1969 Class 3A West Region Final Reidsville 35, Mount Airy 12*
2008 Class 1A Final Mount Airy 37, Williamston 14
2009 Class 1A Final Wallace Rose-Hill 38, Mount Airy 37 OT
2017 Class 1AA Final Tarboro 32, Mount Airy 7
2022 Class 1A Final Mount Airy 20, Tarboro 7
2023 Class 1A Final Mount Airy vs. Tarboro

14th all-time appearances in the final game of the season, 8-5 in those games.

*No statewide champion

2023 SCHEDULE & RESULTS

18-Aug vs. North Surry	W 58-0
25-Aug at East Surry	W 49-0
1-Sep at Surry Central	W 56-0
8-Sep vs. Ashe County	W 49-7
15-Sep at North Stokes*	W 64-0
22-Sep vs. Starmount*	W 47-15
29-Sep at East Wilkes*	W 42-0
6-Oct vs. South Stokes*	W 77-0
19-Oct vs. Elkin*	W 63-0
27-Oct at Alleghany*	W 53-0
3-Nov vs. Union Academy**	W 55-3
10-Nov vs. Mitchell**	W 42-0
17-Nov vs. Murphy**	W 64-26
24-Nov vs. Eastern Randolph**	W 42-21
1-Dec at Robbinsville**	W 27-16



#	NAME	POS	YR	HT	WT	#	NAME	POS	YR	HT	WT
1	Zach Goins	WR, DB	So.	6' 2"	160 lbs	45	Dyson Long	WR, LB	Jr.	5' 11"	145 lbs
2	Landon Gallimore	QB, CB	Jr.	6' 2"	197 lbs	50	Dee Dawkins	OL, DL	Jr.	6' 0"	209 lbs
3	Mario Revels	WR, CB	Sr.	5' 11"	172 lbs	51	Spencer Baldwin	OL, DL	Sr.	6' 7"	254 lbs
4	Taeshon Martin	RB, SS	So.	5' 9"	168 lbs	54	Hayden Bender	OL, DL	Sr.	5' 10"	218 lbs
5	Tyler Mason	RB, SS	Sr.	6' 1"	195 lbs	55	Javian Moore	OL, DL	Jr.	6' 3"	200 lbs
6	William Pilson	WR, DB	Sr.	5' 8"	180 lbs	59	Tyler Grant	OL, DL	Jr.	6' 1"	190 lbs
7	Blake Hawks	WR, FS	Sr.	6' 2"	175 lbs	60	Karson Pack	OL, LB	Jr.	6' 0"	170 lbs
8	Cash Hemric	WR, DB	Jr.	5' 9"	146 lbs	65	Landon Cox	OL, DL	Sr.	6' 2"	209 lbs
10	John Martin	RB, LB	Jr.	6' 0"	150 lbs	66	JD Harper	OL, DL	Jr.	6' 0"	232 lbs
12	Tyson Youmans	WR, DB	So.	6' 2"	238 lbs	67	Wyatt Creed	OL, DL	So.	5' 9"	180 lbs
14	Fletcher Gallimore	WR, DB	Jr.	5' 9"	125 lbs	68	Jayden Sechrist	OL, DL	Jr.	5' 10"	203 lbs
15	Ian Gallimore	LB, QB	Sr.	5' 11"	200 lbs	70	Jourdain Hill	OL, DL	Jr.	6' 2"	205 lbs
19	Yaniel Arce	WR, DB	Jr.	5' 8"	125 lbs	71	Third Floyd	OL, DL	So.	5' 11"	327 lbs
20	Jayle Bryant	HB, LB	Jr.	5' 10"	171 lbs	72	Anderson DeVore	OL, DL	Sr.	6' 1"	210 lbs
21	Walker Stroup	WR, DB	Sr.	6' 1"	187 lbs	73	Colin Hiatt	OL, DL	Jr.	6' 1"	210 lbs
22	DJ Joyce	RB, DL	So.	6' 2"	211 lbs	74	Jackson Byerly	OL, DL	So.	6' 4"	233 lbs
25	Caleb Reid	RB, LB	Sr.	6' 2"	196 lbs	75	Carson Soriano	OL, DL	Fr.	6' 0"	225 lbs
27	Kylan Mason	RB, LB	Fr.	5' 8"	138 lbs	76	Julian Ortega	OL, DL	Fr.	5' 10"	215 lbs
32	Deric Dandy	HB, DL	Sr.	6' 4"	221 lbs	77	Carter Moncus	OL, DL	So.	6' 2"	265 lbs
33	Aiden Pomroy	QB, DB	So.	6' 2"	165 lbs	78	Mckennon Hiatt	DE, OL	Fr.	6' 0"	195 lbs
43	Nassir Lemon	RB, DL	Sr.	6' 0"	163 lbs	80	Ethan Clabo		So.	6' 3"	185 lbs
44	Bryson Caudle	HB, LB	Jr.	5' 10"		82	Karson Strickland		So.	6' 1"	170 lbs

*Roster information provided by the schools

Depth Charts and Coach Notes

TARBORO VIKINGS

Expected Defensive Starters

Trakeivous Jones (DE)
Ny'Quaveon Davis (DT)
Caleb Schenall (DT)
Tyler Powell (DE)
Chris Gunter (OLB)
Cam'Ron Harper (MLB)
Kamerin Mcdowell-Moore (MLB)
Keivious Bridgers (OLB)
O'Marion Lewis (DB)
Shermardra Clark (DB)
Isaiah Jones (DB)

Backups

Josiah Dickens (DE)
Tyun Wilson (DT)
Ja-Qwayveus Brinson (DT)

Cole Craddock (MLB)
Mason Satterfield (OLB)
Brandon Jones (DB)
Caiden Everette (DB)

Expected Offensive Starters

O'Marion Lewis (QB)
Mason Satterfield (FB)
Kamerin Mcdowell-Moore (RB)
Caiden Everette (RB)
Cole Craddock (TE)
Trakeivous Jones (T)
Ny'Quaveon Davis (G)
Ja-Qwayveus Brinson (C)
Caleb Schenall (G)
Tyun Wilson (T)
Tyler Powell (TE)

Backups

Tyler Powell (QB)
Josiah Dickens (FB)
Chris Gunter (RB)

Shermardra Clark (TE)

J'Marri Pittman (C)

Cam'Ron Harper (TE)

Expected Special Teams Starters

Oscar Perez-Gaspar (P/K,)
Tyun Wilson (LS)
Caleb Schenall (LS)
Shermardra Clark (PR)
Isaiah Lewis (PR)
Mason Satterfield (KR)
Kamerin Mcdowell-Moore (KR)

Backups

Cole Craddock (P/K)
O'Marion Lewis (LS)

O'Marion Lewis (PR)

Caiden Everette (KR)

Pronunciation Guide

O'Marion Lewis
Kamerin Mcdowell-Moore
Shermardra Clark
Amauri McNeil
Zih'year Anderson
Cam'ron Harper
Roger Fiddemon jr
Keivious Bridgers
Trakeivous Jones
Tyun Wilson
Ny'Quaveon Davis
Ja-qwayveus Brinson

(Omar)
(Cameron 'Cam")
(Dre)
(A-Mar-EE)
(Zi-Year)
(Cam-Ron "just as it looks")
(Fid-e-men)
(Key-V-us)
(Trey)
(Ty-On)
(Ny-Quay-V-on)
(Ja-Qway-V-us)

Players to Watch

Omar Lewis (ECU Commit)
Isaiah Lewis (UNCP Commit)
Kamerin Mcdowell-Moore,
Mason Satterfield
Ny'Quaveon Davis

Keys to Success in 2023

Fast Flow Defense that doesn't give up the big play and get purple hats to the ball. Offense that has the ability to break off long runs and a grind it out type offense.

Most Galvanizing Moment

Down 12-7 at the half, the Vikings outscored their county rival That Team Across the County (South-West Edgecombe) 28-8 in the second half. In the 4th Round, tied 13-13 and shutting out East Bladen to pick up the 20-13 win

Depth Charts and Coach Notes

MOUNT AIRY GRANITE BEARS

Expected Defensive Starters

Deric Dandy (DE)
Third Floyd (DT)
Dee Dawkins (DT)
DJ Joyce (DE)
Caleb Reid (LB)
Ian Gallimore (LB)
Walker Stroup (LB)
Zach Goins (DB)
Tyler Mason (DB)
Taeshon Martin (SS)
Marion Revels (CB)

Backups

JD Harper (DE)
Landon Cox (DL)
Spencer Baldwin (DL)

Bryson Caudle (LB)
Tyson Youmans (LB)
John Martin (LB)
Cash Hemric (S)
Landon Gallimore (S)
Fletcher Gallimore (CB)
Yanniel Arce (CB)

Expected Offensive Starters

Ian Gallimore (QB)
Tyler Mason (RB)
Taeshon Martin (RB)
Walker Stroup (WR)
Zach Goins (WR)
Mario Revels (WR)
Jourdain Hill (LT)
JD Harper (LG)
Landon Cox (C)
Spencer Baldwin (RG)
Anderson DeVore (RT)

Backups

QB Landon Gallimore (QB)
RB Caleb Reid (RB)
DJ Joyce (RB)
Cash Hemric (WR)

Jayden Sechrist (C)
Dee Dawkins (G)
T Hayden Bender (T)

Expected Special Teams Starters

Walker Stroup K/P

Backups

Pronunciation Guide

Players to Watch

Deric Dandy
Tyler Mason
Caleb Reid
Taeshon Martin
Mario Revels
Walker Stroup
DJ Joyce

Keys to Success in 2023

Rushing attack, great defense

Most Galvanizing Moment

Come from behind versus a great Eastern Randolph team

HOST CITY PARTNERS



**SUPPORTING THE NORTH CAROLINA HIGH SCHOOL
ATHLETIC ASSOCIATION IN HOSTING THE FOLLOWING:**

*Baseball
Softball
Cheerleading
Football
Swimming & Diving
Tennis
Volleyball*



Photo courtesy of Maxpreps

PRESENTING PARTNER

**WELLS
FARGO**

2023-2024 NCHSAA Supporters

NCHSAA Corporate Supporters believe in the mission of the NCHSAA and want to support high school athletics from a statewide level. The NCHSAA encourages fans and member schools to consider these companies for any needs you may have that they can serve.

Wilson

Adopted Ball

Official Partners

**FARM
BUREAU
INSURANCE**

Auto Life Home Health

Sportsmanship



Merchandiser

GO FAN
BUY HIGH SCHOOL TICKETS NOW

Digital Tickets

MAXPREPS
OFFICIAL STATISTICS & DIGITAL MEDIA PARTNER

Statistics &
Digital Media

**CLICK IT
OR TICKET**

Click it or Ticket
Program



Health
Insurance



Sports Fuel Provider

SOUTHERN
RECOGNITION INC.

Championship
Rings

OrthoCarolina
A better choice

Orthopedic Care

TRUIST

Community
Service Champion

Event & Program Partners



MUSCO
Lighting
We Make It Happen

GC
GAMECHANGER
BY DICK'S SPORTING GOODS

FastMed



CheerSounds



MileSplit



sports imports
AT THE CENTER OF EVERY CHAMPIONSHIP



Carolina's Golf Association

Takis

DEER PARK

DICK'S
SPORTING GOODS



Western Carolina



Host City Partners

**Championship
Level**



GRSA
GREATER RALEIGH
SPORTS ALLIANCE

Media Partners

SBG
SOUTHERN BROADCAST GROUP

Curtis Media Group



In-Kind Donor



**Tournament
Level**



greensboro
NORTH CAROLINA
Convention & Visitors Bureau



HOST Level



Associate Level



Revised 10/25/2023

2A EAST REGIONAL CHAMPION

CLINTON DARK HORSES



LOCATION: Clinton

CONFERENCE: 2A Southeastern

RECORD: 15-0 (5-0)

PRINCIPAL: Susan Westerbeek

ATHLETIC DIRECTOR: Brad Spell

HEAD COACH: Cory Johnson

ASSISTANT(S): Ryan Hunt, Dion Norwood, Chad Brewer, Chris Robinson, James Farrior, Omar Blackwell, Nicholas Cooper, Aaron Highsmith

TEAM BENCH PERSONNEL: Athletic Trainer, Clark Hales, Blake Smith

2023 SCHEDULE & RESULTS

18-Aug vs. Northside - Jacksonville	W 40-7
25-Aug vs. Wallace-Rose Hill	W 58-22
1-Sep at Lumberton	W 41-6
8-Sep at Whiteville	W 47-14
21-Sep vs. Princeton	W 40-14
29-Sep at West Bladen*	W 71-13
6-Oct vs. Red Springs*	W 56-15
13-Oct vs. Midway*	W 54-0
23-Oct at St. Pauls*	W 50-16
27-Oct at Fairmont*	W 60-8
3-Nov vs. Kinston**	W 64-12
10-Nov vs. Beddingfield**	W 56-15
16-Nov vs. Southeast Alamance**	W 42-7
24-Nov vs. Nash Central**	W 55-32
1-Dec vs. Northeastern**	W 36-22

CHAMPIONSHIP HISTORY

1976 Class 3A Final Pisgah 28, Clinton 12
1990 Class 2A Final Clinton 14, Thomasville 6
1995 Class 2A Final Thomasville 16, Clinton 0
1996 Class 2A Final Clinton 26, Bandys 14
1997 Class 2A Final Clinton 30, Shelby 14
2001 Class 2A Final Clinton 34, Cummings 22
2002 Class 2A Final Cummings 24, Clinton 21
2005 Class 2A Final Clinton 13, Lincolnton 6
2006 Class 2A Final Cummings 49, Clinton 20
2014 Class 2A Final Shelby 31, Clinton 7
2023 Class 2A Final Clinton vs. Reidsville

11th appearance in the final game of the season, 5-5 in those games.



#	NAME	POS	YR	HT	WT	#	NAME	POS	YR	HT	WT
1	Nydarion Blackwell	QB	Jr.	6' 3"	190 lbs	29	Brock Sumner	K	Sr.		
2	Josiah McLaurin	WR, RB	Sr.	6' 0"	177 lbs	30	Bryson Mozingo	FS, SS, WR	Fr.	5' 11"	150 lbs
3	Jakarrion Kenan	SS	Jr.			34	Nathan Barden	MLB, OLB	So.		
4	Josiah Robinson	RB, OLB	Jr.	5' 8"	180 lbs	35	Brandt Sumner	K	So.		
5	Demarius Pugh	RB, OLB	So.	5' 10"	165 lbs	36	Trejon Gayle	WR	Sr.		
6	Jeffrey Arnette	CB, WR	Sr.	5' 8"	142 lbs	40	Nathan Fowler	DE	Sr.	6' 2"	250 lbs
7	Alexander Evans	FS, SS	Sr.	6' 0"	175 lbs	50	Josiah Dwyer	TE, DE	Jr.	6' 4"	245 lbs
8	Koran Blackwell	MLB	Sr.	5' 10"	190 lbs	52	Dexter Wilson	DT, T	Sr.	6' 0"	235 lbs
9	Tk Raynor	CB	Sr.			54	Acere Brinson	OLB, DE	Jr.		
10	Amaris Williams	DE, TE, RB	Sr.	6' 3"	265 lbs	55	Jymiek Sampson	DT	Sr.	6' 1"	295 lbs
12	Landen Pearson	MLB, TE	Sr.	6' 3"	235 lbs	56	Connor Boyette	G	Sr.	6' 0"	268 lbs
13	Tremayne Ashford	WR	So.			60	Elisha Bennett	T, G	Sr.		
14	Josh Pope	DE	Sr.	5' 11"	200 lbs	65	Hayden Hill	T	Jr.		
15	Jayden Williams	MLB, OLB	So.			66	Walter Parsons	G	Jr.	5' 11"	290 lbs
16	Joshua Moore	WR, CB	So.	5' 10"	140 lbs	67	Zavion Boone	DL	Sr.		
17	Jonah Boone	WR, CB	Fr.			68	Devon Garner	G, DT	So.		
18	Tyler Patrick	QB, WR, CB	Fr.			75	Samuel Williams	T	Sr.		
20	Aaron Cooper	RB	So.			78	Tyshaun Williams	DT	Jr.		
21	Ny'Shawn Sampson	CB	Sr.			80	Jaden Ashe	DE	Fr.		
22	Javion Kenan	OLB	Sr.	6' 0"	195 lbs	84	Jase Westerbeek	OLB	Sr.		
23	Javier Joyner	OLB	Sr.	5' 10"	175 lbs	88	Cullen Lewis	TE, DE	Fr.		
24	Dustin Williams	MLB	Sr.			90	Clark Miller	MLB	Jr.		
26	Ty Morrise	FB	Jr.								

*Roster information provided by the schools

2A WEST REGIONAL CHAMPION

REIDSVILLE RAMS



LOCATION: Reidsville

CONFERENCE: Mid-State 2A

RECORD: 14-1 (6-0)

PRINCIPAL: Erica Blackwell

ATHLETIC DIRECTOR: Joe Walker

HEAD COACH: Erik Teague

ASSISTANT(S): Doug Marrs, Justin Jackson, Anthony Mansfield, Quan Graves, Kwame Graves, Eric Greer, Jamie Jackson, Titus Jones, Ivan Courts, Juwan Hammock, Lawrence Johnson, Jimmy Teague, Steve Knowles

TEAM BENCH PERSONNEL: Alexis Galloway, Richard Graham, Chris Smith, Tab Hagler, Mike Widerman, Reggie Chestnut

2023 SCHEDULE & RESULTS

18-Aug vs. Western Alamance	W 36-28
25-Aug vs. Page	W 31-17
31-Aug at Rockingham County	W 28-19
8-Sep at Eastern Alamance	L 19-14
15-Sep at North Forsyth*	W 28-7
29-Sep vs. McMichael*	W 34-18
6-Oct at West Stokes*	W 49-8
13-Oct vs. Walkertown*	W 54-0
19-Oct at T.W. Andrews*	W 55-7
27-Oct vs. Morehead*	W 61-10
3-Nov vs. Madison**	W 58-0
9-Nov vs. West Stokes**	W 42-7
17-Nov vs. Brevard**	W 41-20
24-Nov vs. Bunker Hill**	W 41-26
1-Dec vs. Shelby**	W 49-14

CHAMPIONSHIP HISTORY

1930 Class B Final Reidsville 20, Apex 7
1931 Class B Final Reidsville 6, Apex 0
1932 Class B Final Reidsville 32, Elizabeth City 12
1934 Class B Final Edenton 6, Reidsville 0
1937 Class B Final Reidsville 19, Hamlet 6
1939 Class B Final Reidsville 18, Hamlet 0
1940 Class B Final Reidsville 14, Elizabeth City 12
1943 Class A Final Reidsville 6, Laurinburg 6 (TIE)
1944 Class A Final Laurinburg 8, Reidsville 7
1945 Class A Final Reidsville 27, Laurinburg 0
1949 Class A Final Henderson 20, Reidsville 14
1950 Class 2A Final Reidsville 26, Henderson 0
1951 Class 2A Final Lumberton 18, Reidsville 13
1954 Class 2A Final Reidsville 20, Graham 6
1963 Class 3A Region 2 Final Reidsville 0, Brevard 0 (TIE)*
1969 Class 3A West Region Final Reidsville 35, Mount Airy 12*
1970 Class 3A West Region Final Reidsville 10, Pisgah 7*
2002 Class 2AA Final Reidsville 34, Bandys 14
2003 Class 2AA Final Reidsville 68, Bandys 12
2005 Class 2AA Final Shelby 26, Reidsville 18
2007 Class 2AA Final Reidsville 28, Shelby 20
2008 Class 2AA Final Reidsville 24, East Lincoln 7
2009 Class 2AA Final Reidsville 28, Newton-Conover 6
2016 Class 2A Final Reidsville 58, Holmes 12
2017 Class 2A Final Wallace Rose-Hill 35, Reidsville 28 (OT)
2018 Class 2A Final Reidsville 31, Northeastern 28
2019 Class 2A Final Reidsville 14, Northeastern 0
2020 Class 2A Final Reidsville 25, Mountain Heritage 6
2022 Class 2A Final East Duplin 24, Reidsville 21
2023 Class 2A Final Reidsville vs. Clinton

30th all-time appearance in final game of the season, 22-7-2 in those games.

*No statewide champion



#	NAME	POS	YR	HT	WT	#	NAME	POS	YR	HT	WT
0	Kendre Harrison	TE, DE	So.	6' 7"	245 lbs	32	Diontay Vaneaton	WR, DB	Fr.	5' 10"	
1	Que'shyne "Flip" Flippen	WR, CB	Sr.	5' 11"	151 lbs	33	Smith Michael	LB, RB	So.	5' 10"	155 lbs
2	Grayson Robinson	WR, DB	Sr.	5' 8"	145 lbs	40	Savvion Johnson	RB, LB	So.	5' 9"	185 lbs
3	Johnniyus Sharpe	WR, DB	Jr.	6' 2"		43	Derek Lyons	QB, LB	Fr.	5' 9"	140 lbs
4	Jariel Cobb	RB, LB	Jr.	5' 10"	185 lbs	44	Devonte Campbell	MLB, RB	Fr.		
5	Paul Widerman	MLB, RB	Sr.	6' 0"	220 lbs	50	Mario Whitsett	DT, G	So.	6' 0"	250 lbs
6	Jeremiah Redd	RB, LB	Sr.	5' 10"	170 lbs	51	Lucas Gengler	OL, DL	Jr.	6' 2"	175 lbs
7	Kori Rhodes	WR, DB	Jr.	5' 8"	160 lbs	52	Tyreese Turner	OL, DL	Jr.	6' 4"	265 lbs
8	Cam'Ron Jones	WR, LB	Jr.	6' 3"	195 lbs	53	Vince Galloway	OL, DL	Sr.	5' 10"	
9	Devin Shryock	WR, DE	Sr.	6' 2"	190 lbs	54	Jayden Slade	DL, OL	So.	6' 1"	220 lbs
10	Markez Horne	WR, DB	Sr.	5' 8"	140 lbs	55	Titus Burson	OL, DL	Sr.	6' 0"	240 lbs
11	Aidan Mansfield	WR, OLB	Sr.	6' 1"	185 lbs	56	Christian Kelly	OL, DL	Fr.	5' 10"	180 lbs
12	Bryson Miller	RB, LB	Jr.	5' 11"	165 lbs	60	Christian Lockamy	OL, DL	So.	5' 9"	155 lbs
14	AL Lee	QB	Sr.	6' 3"	195 lbs	63	Kristyan Cunningham	OL, DL	So.	5' 8"	220 lbs
15	Dionte Neal	WR, DB	So.	5' 9"	160 lbs	64	John Flippin	OL, DL	Jr.	5' 11"	250 lbs
16	Jorden Robinson					65	Grady Barrett	K	Jr.	5' 10"	145 lbs
17	Teshyan Fields	QB, LB	Jr.	5' 11"	230 lbs	66	Chris Cobb	OL, DL	So.	5' 11"	165 lbs
18	Jeremiah Cobb	QB, LB	Jr.	6' 0"	170 lbs	67	Tannar McKinney	OL, DL	So.	5' 11"	200 lbs
20	Javon Harris	RB, LB	Sr.	5' 10"	168 lbs	70	Trey Slade	OL, DL	Fr.	6' 0"	200 lbs
21	Damarien Whitted	WR, DB	Fr.	5' 6"	125 lbs	75	Noah Ware	OL, DL	Jr.	6' 4"	285 lbs
22	Bryson Blackstock	TE, DE	Sr.	6' 2"	200 lbs	76	Ny'jae Brim	OL, DL	Jr.	6' 0"	200 lbs
23	Juhkeir Pinnix	WR, DB	Jr.	5' 10"	155 lbs	77	Jaquez Tynes		Fr.	6' 1"	265 lbs
24	Frankie Galloway	WR, DB	Jr.	5' 9"	160 lbs	78	Marion Sinkler	OL, DL	So.	6' 3"	220 lbs
25	Richard Brathwaite	DB	Fr.			83	Kadence Pruitt	TE, DE	Fr.	6' 3"	170 lbs
30	Zaylin Hampton	RB, LB	Fr.	5' 8"	170 lbs						

*Roster information provided by the schools

Depth Charts and Coach Notes

CLINTON DARK HORSES

Expected Defensive Starters

Amaris Williams DL

Josiah Dwyer DL

Nate Fowler DL

Koran Blackwell LB

Dustin Williams LB

Jayden Williams LB

Javion Kenan LB

Jakarrion Kenan DB

Jeffrey Arnette DB

TK Raynor DB

Alex Evans DB

Backups

Jase Westerbeek LB

Expected Offensive Starters

Nydarion Blackwell QB

Josiah Robinson RB

Ty Morrissey TE

Landen Pearson TE

Alex Evans WR

Demarius Pugh RB

Jymiek Sampson OL

Dexter Wilson OL

Connor Boyette OL

Samuel Williams OL

Breydan Parsons OL

Backups

Expected Special Teams Starters

Brock Sumner K

Backups

Pronunciation Guide

Players to Watch

Amaris Williams

Alex Evans

Jakarrion Kenan

Keys to Success in 2023

Culture, physical and mental toughness, & depth

As a team we have continued to get better throughout the season and responded every time we needed to.

Most Galvanizing Moment

3rd quarter of 4th round

Depth Charts and Coach Notes

REIDSVILLE RAMS

Expected Defensive Starters

Kendre Harrison (DE)
Devin Shryock (DE)
Tyreese Turner (DT)
Titus Burson (DT)
Cam'ron Jones (LB)
Kori Rhodes (OLB)
Aidan Mansfield (ILB)
Paul Widerman (ILB)
Jariel Cobb (ILB)
Dionte Neal (CB)
Juhkeir Pinnix (CB)
Queshyne Flippen (N)
Johnniyus Sharpe (S)

Backups

Jayden Slade (DL)
Trey Slade (DL)
Jaquez Tynes (DL)

Markez Horne (OLB)
Bryson Miller (LB)
Javon Harris (LB)

Frankie Galloway (DB)

Expected Offensive Starters

Al Lee (QB)
Jariel Cobb (RB)
Paul Widerman (RB)
Kendre Harrison (WR)
Johnniyus Sharpe (WR)
Cam'ron Jones (WR)
Dionte Neal (WR)
Queshyne Flippen SR (WR)
Tyreese Turner JR (LT)
Lucas Gengler JR (LG)
John Flippin JR (C)
Titus Burson SR (RG)
Noah Ware JR (RT)

Backups

Johnniyus Sharpe (QB)
Aidan Mansfield (RB)
Devin Shryock (RB)
Markez Horne (WR)
Grayson Robinson (WR)

Mario Whitsett (OL)
Vincent Galloway (OL)
Tannar McKinney (OL)
Ny'jae Brim (OL)
Jayden Slade (OL)

Special Teams Starters

Grady Barrett (K)
Devin Shryock (P)
Aidan Mansfield (LS)

Backups

Pronunciation Guide

Players to Watch

0 Kendre Harrison (All-State)
3 Johnniyus Sharpe
8 Cam'ron Jones
15 Dionte Neal (All-State)
1 Queshyne Flippen (Schools all-time leading receiver)
4 Jariel Cobb
5 Paul Widerman (Shrine Bowl)
14 Al Lee (Schools all-time leading passer)
52 Tyreese Turner
55 Titus Burson

Keys to Success in 2023

Led by a experienced group of Seniors that won a State Championship as Freshman. Senior Leadership has been supported by the experience of other underclassmen who experienced a State Championship run last season. The team has continued to grow and get better throughout the season which has led us to this point.

Most Galvanizing Moment

We suffered a lot of injuries early on in the season and did not get everyone back healthy until the middle of conference play. We started playing really well on 10/6 when we beat a good West Stokes team 49-8 for the conference Championship.

WATCH HIGH SCHOOL SPORTS

LIVE ON THE NFHS NETWORK.



Stream **LIVE**
or **ON DEMAND**
from any device.

WWW.NFHSNETWORK.COM
SUBSCRIBE | FOLLOW | WATCH



Desktop



Mobile



Tablet



Connected Apps



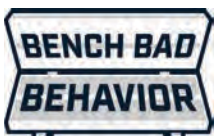
ADULT FANS: **TIMEOUT!**

Stop throwing fits at high school athletic events.

ENOUGH IS ENOUGH.

It's time to grow up, act your age
and **#BenchBadBehavior** for good!

BenchBadBehavior.com



3A EAST REGIONAL CHAMPION

SEVENTY-FIRST FALCONS



LOCATION: Fayetteville

CONFERENCE: 3A/4A United 8

RECORD: 15-0 (7-0)

PRINCIPAL: Niesha Witherspoon

ATHLETIC DIRECTOR: Travis Greene

HEAD COACH: Duran McLaurin

ASSISTANT(S): Anthonie Harris, Vaughan Tompkins, Sean Henry, Kelvonte Smith, Julian Mcmillan, Ryan Covert, Eric Hall, Daniel Edmonds, Deshean Townsend, Michael Mackey

2023 SCHEDULE & RESULTS

18-Aug at Richmond	W 41-13
25-Aug at Pine Forest	W 41-7
8-Sep vs. Hoke County	W 38-0
15-Sep at South View*	W 47-14
21-Sep at Gray's Creek*	W 55-7
29-Sep vs. Cape Fear*	W 12-7
6-Oct vs. Jack Britt*	W 37-0
13-Oct at Purnell Swett*	W 48-0
20-Oct vs. Lumberton*	W 63-0
27-Oct at Douglas Byrd*	W 48-0
3-Nov vs. Triton**	W 56-7
10-Nov vs. Williams**	W 40-20
17-Nov vs. Fike**	W 48-0
24-Nov vs. Southern Alamance**	W 32-27
1-Dec vs. Northern Nash**	W 50-36

CHAMPIONSHIP HISTORY

1970 Class 3A East Region Final Seventy-First 14, Northern Durham 12*

1984 Class 4A Final Seventy-First 14, Page 14 (TIE)

1986 Class 4A Final Seventy-First 3, West Charlotte 0

2008 Class 4A Final Seventy-First 28, Douglas Byrd 7

2023 Class 3A Final Seventy First vs. Hickory

5th appearance in the final game of the season, 3-0-1 in those games.

*No statewide champion



#	NAME	POS	YR	HT	WT	#	NAME	POS	YR	HT	WT
2	Christian Jackson	DB, WR	Jr.	5' 11"		34	Jayden Jones	RB	So.	5' 7"	145 lbs
3	Jayson Franklin	RB, LB	So.	5' 10"		36	Tymere Diaz-Baker	DB	Fr.	5' 8"	150 lbs
4	Isaiah Kirby	WR, QB	Sr.	5' 8"	165 lbs	40	Cody Epperson	DB	So.	5' 10"	165 lbs
5	Hector Bautista	DE, DT	Jr.	5' 10"	220 lbs	42	Jordan Mcfadyen	DL	So.	6' 0"	220 lbs
7	Amire Drummond	WR, DB	Sr.	5' 9"		44	Wilton Simmons	LB	Jr.	5' 9"	195 lbs
8	Dwight Drew	DB	So.	5' 9"	155 lbs	45	Jaydyn Surgeon	LB	Jr.	6' 3"	230 lbs
9	Donavan Frederick	LB, RB	Jr.	6' 1"		48	Marque Winters	DT	So.	6' 2"	210 lbs
10	Melik Thomas	LB, WR	Sr.	6' 1"	200 lbs	50	John Archer	DL, OL	Fr.	6' 5"	
11	Deandre Nance	QB, FS	Jr.	6' 3"	185 lbs	52	Montez Shaw	OL	Jr.	6' 1"	
12	Jytavius Whitted	WR, FS	Jr.	5' 9"	175 lbs	54	Jordan Collins	DE, DT	Sr.		
13	Ethan Wallace	LB, FB	Jr.	5' 9"		55	Isaiah Harrington	DL	Sr.	6' 0"	265 lbs
14	Shon Pone	RB	Fr.	5' 10"	170 lbs	56	Zayvon Hutchinson	OL	So.	6' 5"	250 lbs
15	Zayvion Hill	LB, FB	Sr.	6' 2"		58	Jayvion Connely	DL	Jr.	6' 2"	220 lbs
16	Travis Morgan	WR	Jr.	6' 1"		62	Marquis Jones	DL	Sr.	5' 7"	250 lbs
17	Kalen Lucas	DB	Jr.	5' 9"		65	Zymeir Mcphaul	T	Jr.		
18	Isaac Hill	WR	Sr.	5' 6"	165 lbs	66	Zaire Ealy	OL, DL	Sr.	5' 9"	250 lbs
19	George Ray	WR	Jr.	5' 6"	165 lbs	70	Anthony Mack	OL	Sr.	5' 10"	250 lbs
20	Anthony Bethea	DB	Jr.	5' 10"	190 lbs	74	Marquis Smith	DL	Jr.	5' 7"	250 lbs
23	Jemar Mcleod	LB	Jr.	6' 1"		75	Quamel Hoffler	C, T	Sr.	6' 2"	261 lbs
24	Devante Cranford	DB	Jr.	5' 6"	160 lbs	76	Dedrick Edmonds	OL	So.	5' 10"	255 lbs
26	Kevin Callaway	DB	Jr.	5' 10"	170 lbs	76	Ahle Johnson	OL, DL	Jr.	5' 7"	240 lbs
28	Jovani Caudro	LB, LS	Jr.	5' 6"	180 lbs	77	Ryland Graybill	OL	Jr.	5' 10"	270 lbs
30	Chayedon Jackson	DB, LB	Jr.	5' 11"	180 lbs	78	Jordan Williams	OL, DL	Jr.	5' 10"	275 lbs
31	Devlin Coleman	K, P	Sr.	5' 9"	170 lbs	80	Javonte Whitted	WR	Jr.	5' 8"	165 lbs
32	Corey Bush	DB	Jr.	5' 6"	160 lbs	81	Alfred Jones	LB	Fr.	5' 7"	165 lbs
33	Carmello Joliffe	DL	Sr.	5' 11"	215 lbs	99	Gideon Fale	DL	Fr.	5' 7"	230 lbs

*Roster information provided by the schools

3A WEST REGIONAL CHAMPION

HICKORY RED TORNADOES



LOCATION: Hickory

CONFERENCE: 3A Western Foothills

RECORD: 15-0 (7-0)

PRINCIPAL: Rebecca Tuttle

ATHLETIC DIRECTOR: David Craft

HEAD COACH: Joe Glass

ASSISTANT(S): Mike Natoli, Josh Coffey, Malik Linebarger, Kyree Conner, Jody Weatherman, Jaquan Crawford, Ronnie Hopper, Will Brown, Cade Miller

TEAM BENCH PERSONNEL:

Jaheim Williams

CHAMPIONSHIP HISTORY

1996 3A Final Hickory 42, Ragsdale 0

2023 3A Final Hickory vs. Seventy-First

2023 SCHEDULE & RESULTS

18-Aug vs. Hibriten	W 35-14
25-Aug at Newton-Conover`	W 56-36
8-Sep at Cox Mill	W 35-15
15-Sep vs. East Lincoln*	W 49-28
22-Sep at North Lincoln*	W 43-14
29-Sep at St. Stephens*	W 50-7
6-Oct vs. North Iredell*	W 46-13
13-Oct at West Iredell*	W 51-27
19-Oct vs. Foard*	W 61-14
27-Oct at Statesville*	W 30-14
3-Nov vs. Huss**	W 51-32
10-Nov vs. North Lincoln**	W 48-28
17-Nov vs. A.C. Reynolds**	W 61-38
24-Nov vs. West Henderson**	W 28-16
1-Dec vs. Dudley**	W 42-41

2nd appearance in the final game of the season, 1-0 in those games.



#	NAME	POS	YR	HT	WT	#	NAME	POS	YR	HT	WT
1	Will Prince	CB, FS	Sr.	6' 1"	165 lbs	23	Luke Holtzman	MLB, OLB, K	Jr.	5' 9"	168 lbs
2	Jamien Little	WR, CB	Jr.	6' 2"	165 lbs	24	Kwan Oates	CB, WR	Sr.	6' 0"	170 lbs
3	Deshawn Medley	WR, FS	Sr.			25	Dajen Ikard	C, WR	Jr.		
4	Jake Horyza	OLB	Sr.	6' 3"	190 lbs	27	Tristian Williams	MLB, P	Sr.	6' 1"	200 lbs
5	Ellis Chappell	WR, RB	Jr.	6' 0"	180 lbs	29	Reid Napier	OLB	Jr.	5' 8"	
6	Tylar Johnson	RB, SB	Jr.	5' 10"	175 lbs	33	Jaikylain Ramseur		So.	5' 10"	165 lbs
7	Turner Wood	QB, LB, SB	Sr.	5' 11"	210 lbs	34	Isaiah Lackey	RB, MLB	Jr.	5' 11"	220 lbs
8	Deke Young	OLB	Sr.			42	Jq Whittington				
9	Kasen Tuttle	MLB, P	Jr.	6' 2"		44	Landon Powell	OLB	So.	5' 11"	190 lbs
10	Brady Stober	QB	Jr.			50	Henry Pitts	OLB, OT	Sr.	6' 4"	190 lbs
11	Jackson Neal	OLB, WR	Jr.	6' 2"	170 lbs	51	Ayden Hovis	WR, LB	Sr.	5' 11"	180 lbs
12	Quenshea Abernathy	TE, DE	Jr.	6' 0"	190 lbs	53	Jashaelyn Saddler	DE	So.	6' 2"	180 lbs
13	Damarion Lee	WR	Jr.	6' 0"	160 lbs	55	Jacob Miller	DE	Sr.		
14	Shemar Shuford	WR	Jr.			61	Dominic Sturghill		So.		
15	Carter Toney	OLB	So.	5' 11"	170 lbs	62	Jackson Fox	C	So.		
16	Brett Rowland	WR	So.	6' 2"	165 lbs	64	Von Gwyn	DT, DE	Sr.	6' 1"	235 lbs
19	Dorrian Medley	WR, CB	So.	6' 1"	165 lbs	70	Rahshad Swinton	T	6' 3"	280 lbs	
20	Jamir Norwood	SB, RB	Jr.	5' 9"	150 lbs	72	Antonio Mccombs	DT	Jr.		
21	Sonny Jenkins	SS	Jr.	5' 10"	170 lbs	81	Gendrick Martinez-lugo	CB, WR	Jr.	5' 4"	143 lbs
22	Amare Clark	SB, WR, C	Jr.	5' 8"	140 lbs	99	Elijah Willhelm	DE	Jr.		

*Roster information provided by the schools

Depth Charts and Coach Notes

SEVENTY-FIRST FALCONS

Expected Defensive Starters

Backups

Expected Offensive Starters

Backups

Information not provided by
School

Expected Special Teams Starters

Backups

Pronunciation Guide

Players to Watch

Keys to Success in 2023

Most Galvanizing Moment

Depth Charts and Coach Notes

HICKORY RED TORNADOES

Expected Defensive Starters

Rashad Swinton (DT)
Tyvon Gwynn (DT)
Quenshea Abernathy (DE)
Henry Pitts (OLB)
Turner Wood (LB)
Tristian Williams (MLB)
Dashawn Medley (FS)
Jamien Little (CB)
Tylar Johnson (SB)
Will Prince (DB)

Backups

Eli Willhelm (DE)
Deke Young (OLB)
Jackson Neal (OLB)
Dorian Medley (FS)

Expected Offensive Starters

Brady Stober (QB)
Isaiah Lackey (RB)
Ellis Chappell (RB/WR)
Jamien Little (WR)
Ayden Hovis (WR)
Damarrion Lee (WR)
Dashawn Medley WR)
Nate Mansfield (OL)
Henry Pitts (OL)
Dom Sturghill (OL)
Antonio Mccombs (OL)

Backups

Special Teams Starters

Braeden McCourt (K)

Backups

Pronunciation Guide

Players to Watch

Keys to Success in 2023

SENIOR LEADERSHIP

Most Galvanizing Moment

WINNING CONFERENCE
CHAMPIONSHIP

WENT UNDEFEATED ALL SEA-
SON, SCORING 47 POINTS A
GAME AVERAGE



Achieving great things for our community

When a group of people comes along who have the courage and vision to turn dreams into reality, they make the future bright for everyone.

We proudly celebrate the achievements of North Carolina High School Athletics Association.

[wellsfargo.com](https://www.wellsfargo.com)

OrthoCarolina

ORTHOPEDIC URGENT CARE



Conditions Treated at Orthopedic Urgent Care

- ✓ Sprains
- ✓ Strains
- ✓ Fractures
- ✓ Dislocations
- ✓ Ligament Injuries

Scan the QR
code to find an
**Orthopedic
Urgent Care**
near you.



SKIP UNNECESSARY STEPS

When it comes to treating orthopedic injuries, visiting an OrthoCarolina orthopedic urgent care center is like taking a shortcut on a long journey. Instead of navigating through the crowded and often overwhelming emergency room or getting multiple referrals before seeing a provider, OrthoCarolina orthopedic urgent care centers provide a direct and efficient route to the better choice in specialized care when needed.

4A EAST REGIONAL CHAMPION

HOGGARD VIKINGS



LOCATION: Wilmington

CONFERENCE: Mideastern 3A/4A

RECORD: 14-1 (7-0)

PRINCIPAL: Chris Madden

ATHLETIC DIRECTOR: Allison Jones

HEAD COACH: Craig Underwood

ASSISTANT(S): Joe Welliver, Adam Purzitza, Tim Smith, Scott Braswell, Rod Quick, Ben Spencer, Randy Steiner, Brad Moody, Chris Sasser, Hunter Moody, Keith Louthan, Cody Allen, Keon Bradley, Daniel Brunson, Jared Horne.

TEAM BENCH PERSONNEL: Athletic Trainer: Josh Sierra, Manager: Martin Irwin

CHAMPIONSHIP HISTORY

2007 4A Final Hoggard 28, Mount Tabor 0

2023 4A Final Hoggard vs. Weddington

2nd appearance in the final game of the season, 1-0 in those games.

2023 SCHEDULE & RESULTS

18-Aug vs. Cleveland	L 28-20
1-Sep at Wallace-Rose Hill	W 27-18
8-Sep vs. J.H. Rose	W 38-14
15-Sep vs. North Brunswick*	W 52-0
21-Sep at Laney*	W 49-15
29-Sep vs. West Brunswick*	W 44-7
6-Oct vs. Ashley*	W 38-6
13-Oct at Topsail*	W 45-0
20-Oct at South Brunswick*	W 56-0
27-Oct vs. New Hanover*	W 44-7
3-Nov vs. Chapel Hill**	W 52-0
10-Nov vs. Jordan**	W 39-16
17-Nov vs. Laney**	W 43-10
24-Nov at Cleveland**	W 51-35
1-Dec vs. Cardinal Gibbons**	W 41-20



#	NAME	POS	YR	HT	WT	#	NAME	POS	YR	HT	WT
0	Kamar Fulton	SS	Jr.	5' 11"	170 lbs	34	Isaiah Newkirk	FB, RB	Jr.	5' 9"	190 lbs
1	Tobias Brubaker	P, K	Sr.	5' 11"	170 lbs	35	Cameron Hooks	WR	Sr.		
2	Skyler Merrill	WR	Sr.	5' 11"	170 lbs	36	Rylan Edwards	MLB	Jr.	6' 1"	200 lbs
3	Blake Edwards	WR	Jr.	5' 8"	150 lbs	40	Brennan Wilson	TE	Jr.	6' 3"	215 lbs
4	Trey Nixon	CB	Sr.	5' 7"	155 lbs	41	Jackson Cash	DE	Jr.	6' 1"	205 lbs
5	Jake Supak	FS, CB	Sr.	6' 0"	160 lbs	42	Deacon Ball		Sr.	5' 9"	165 lbs
6	Jermaine Armour	CB, FS	Sr.	5' 9"	165 lbs	43	Jude Moulton	OLB, MLB	So.	5' 10"	175 lbs
7	Aniziyon Session	WR, RB	Jr.	6' 0"	175 lbs	43	Carl Bach	RB	Sr.	5' 10"	180 lbs
8	Tamear Webb	RB	Sr.	5' 7"	174 lbs	44	Hutson Patterson	OLB	Jr.		
9	Javion Joseph-Fontaine	RB, WR	Sr.	5' 7"	147 lbs	45	Jaret Austin		Sr.	5' 10"	220 lbs
10	Lawson Brown	QB	Jr.	6' 3"	165 lbs	46	DJ Cato	DT	Jr.		
11	Beau Touns	WR	Sr.	6' 0"	165 lbs	50	Asef Ismail	DT	Sr.	5' 8"	265 lbs
12	Matthew Boring	QB	Fr.	6' 2"	180 lbs	52	Steve Fiscante	C	Jr.	5' 8"	250 lbs
12	Brayden Stephens	CB, FS	Sr.	6' 1"	170 lbs	53	Xavier Edwards	DT	Sr.		
13	Malakahi West	DE, DT	Sr.	6' 3"		54	Trey Williams	C	Sr.	5' 9"	245 lbs
14	John Mason	FB, TE	Sr.	5' 11"	185 lbs	55	Chris Hansley	DT	Jr.		
15	Hudson Wilharm	QB	Sr.	6' 5"	190 lbs	56	Trey Parnell	DE	Sr.	5' 10"	230 lbs
16	Andrew Hubard	QB	Jr.	6' 1"	170 lbs	58	Charlie Hart	OLB	Jr.	6' 3"	270 lbs
17	Ji'rique Bell	CB	Jr.	5' 9"	145 lbs	60	Jakob Kraft		Sr.	6' 1"	260 lbs
18	Porter Dabbs	MLB	Jr.	5' 9"	185 lbs	62	Nate Smith	G	Jr.	5' 9"	300 lbs
19	Anaiis Tyson	K, P	Jr.	5' 9"	170 lbs	63	Will Myatt	T, G	Sr.	6' 3"	276 lbs
19	Damian Bounds	K, P	Sr.	5' 8"		65	David Drayton	T	Sr.	6' 2"	265 lbs
20	Walker Weston	OLB	Jr.	5' 8"	175 lbs	66	Joey Minshew	T	Sr.	6' 3"	285 lbs
21	Reagan Printy	OLB, MLB	Sr.	6' 1"	205 lbs	70	Samuel Deschamps	G	Jr.	6' 3"	260 lbs
22	M'kel Bellamy	RB	Sr.	5' 11"	200 lbs	72	Prince-william Oatman	G	Sr.	6' 0"	275 lbs
23	Josiah Gillespie	FS	Sr.	5' 10"	170 lbs	73	Dynzcil Rhodes-Davis	T	Jr.	6' 7"	295 lbs
24	Caleb Williams	WR	Jr.	5' 8"	155 lbs	75	Jason Smith	G, C	Sr.	6' 3"	280 lbs
25	Alex Rodriguez	RB	Jr.	5' 9"	141 lbs	80	Ryan Mcallister	WR	Jr.	6' 3"	170 lbs
26	Micheal Lewkowicz	CB	Jr.	5' 9"	165 lbs	81	Dylan Stokley	WR	Sr.	5' 10"	160 lbs
27	Justin Rogers	WR	Sr.			82	Hunter Lohrli	WR	Sr.	5' 7"	150 lbs
28	Danny Maxbauer		Jr.	6' 0"	160 lbs	84	Noah Mills	TE	Sr.	6' 4"	186 lbs
30	Luke Skipper	MLB, OLB	Sr.	5' 8"	205 lbs	88	Charlie Kilbourne	TE	Sr.	6' 1"	200 lbs
31	Collin Parker	P	Sr.	5' 9"	155 lbs	95	Tyran Bell	DT	Sr.	6' 1"	250 lbs
33	Max Hawthorne		Jr.	5' 10"	155 lbs	98	Jayzion Davis	DT	Jr.	6' 2"	245 lbs

*Roster information provided by the schools

4A WEST REGIONAL CHAMPION

WEDDINGTON WARRIORS



LOCATION: Matthews

CONFERENCE: 4A Southern Carolina

RECORD: 13-2 (3-1)

PRINCIPAL: Dr. Jeff Kraftson

ATHLETIC DIRECTOR: Mike Hart

HEAD COACH: Andy Capone

ASSISTANT(S): John Hall, Cory Smith, Bruce Goldstein, Ron Bays, Trae Long, Mike Morris, Mike Newman, Sean Lyerly, Harrison Bowers, Rodney Nichols

TEAM BENCH PERSONNEL: Athletic Trainer Huston Mattson, Manager Matthew Chapa, Team Doctor Dr. Eric Warren, Ball Boys Blake Alsbrooks, Logan Waldrup, Ethan Washington, Sean Rooney, Quality Control Dexter Martini, Video Emerson Hawk, Markus Lyerly.

CHAMPIONSHIP HISTORY

2014 3AA Final Northern Guilford 14, Weddington 7
2016 3AA Final Weddington 33, Eastern Guilford 20
2018 3AA Final Weddington 27, Southeast Guilford 14
2019 3AA Final Weddington 34, Lee County 14
2023 4A Final Weddington vs. Hoggard

5th appearance in the final game of the season, 3-1 in those games.

2023 SCHEDULE & RESULTS

17-Aug vs. Cox Mill	W 54-3
25-Aug at Ardrey Kell	W 35-0
1-Sep vs. West Forsyth	W 44-22
8-Sep at Butler	L 22-15
15-Sep vs. Chapel Hill	W 66-13
22-Sep at Dutch Fork (S.C.)	W 17-14
6-Oct at Porter Ridge*	W 36-12
13-Oct vs. Sun Valley*	W 42-3
20-Oct vs. Cuthbertson*	W 62-14
27-Oct at Marvin Ridge*	L 24-20
3-Nov vs. Providence**	W 42-7
10-Nov vs. Chambers**	W 14-10
17-Nov vs. Charlotte Catholic**	W 37-7
24-Nov vs. Grimsley**	W 44-27
1-Dec vs. Independence	W 34-14



#	NAME	POS	YR	HT	WT	#	NAME	POS	YR	HT	WT
0	TJ Davis	LB	10	6'2	205	33	Matthew Massaro	RB/DL	12	5'11	195
1	Drew Harris	TE/DE	10	6'2	220	34	Nick Diamond	RB/LB	11	5'9	180
2	Caleb Hill	CB	11	5'9	175	35	Drew Wiseman	DL	11	6'2	195
3	Braeden Barger	LB	11	5'11	195	42	Sam Moulton	LB	11	5'10	175
4	Gannon Anthony	TE/LB	12	6'0	180	44	Brooks Mauk	TE/DL	12	6'3	215
5	Gavin Shrader	WR/DB	11	6'1	180	45	Ben Harrington	TE/DL	11	6'1	220
6	Aiden Harris	DL	10	6'3	250	48	Miles Harrison	TE/DL	11	6'3	195
7	Christian Finnerty	WR/DB	11	6'0	175	50	Ara Badalyan	OL/DL	12	6'1	210
8	Javon Barber	WR/DB	11	5'8	165	51	Everett Mandeville	K/P	11	5'9	155
9	Brenan Schauer	WR/LB	10	5'10	180	52	Bailey McGee	OL/DL	11	5'10	225
10	Michael Luisa	LB	12	5'9	190	53	Aiden Manion	LB	10	6'1	200
11	Keenan Jackson	WR/DB	12	6'3	205	54	Owen Dunn	OL/DL	12	6'4	285
12	Tyler Budge	QB	12	6'3	200	55	Evan Bernhard	OL/DL	11	5'10	250
13	Graham Mills	WR/LB	12	5'8	165	56	Ethan Berko	OL/DL	12	6'3	225
14	Sam Neely	WR/DB	12	6'1	180	57	Ethan Devore	LB	10	6'1	190
15	Ian McDermaid	WR/DB	12	6'0	190	61	Connor Flynn	LB	10	5'10	175
16	Greg Fee	QB	11	6'4	195	62	Kayser Schrock	OL/DL	10	6'1	240
17	Walker Powell	QB	10	6'0	175	64	Bryce Johnson	OL/DL	9	6'2	295
18	Will Melton	WR/DB	11	5'9	155	65	Logan Potes	OL/DL	12	6'2	275
19	Trevor Clark	WR	12	5'5	155	66	Maverik Schrock	OL/DL	12	6'2	250
20	Jonathan Manley	WR/DB	10	5'7	150	67	Dominic Battista	OL/DL	11	5'9	235
21	James Colonna	WR/DB	10	5'10	170	68	Luke Scott	OL/DL	12	6'2	300
22	Brady Ritter	RB	12	5'6	175	69	Quaid Luginbill	LS	12	6'1	235
23	Courtland Simmons	RB/DB	9	5'10	160	70	Mason Motto	OL/DL	12	6'1	175
24	Will Mathieson	DB	11	5'10	170	71	Darren Seibel	OL/DL	11	6'3	275
25	Bryce Larson	LB	11	5'10	190	72	Jimmy Randazzo	OL/DL	11	6'5	300
26	Kylan Odean	P/RB	12	5'10	165	79	Alexander Ramey	OL/DL	12	6'1	250
27	Alexander Nhiep	WR/DB	12	5'10	165	81	Danny Raymond	WR/DB	11	5'9	160
28	Cardin Ngo	RB/DL	11	5'8	180	82	Everett Scott	K/P	12	5'10	165
30	Jaxson Marze	WR/DB	11	5'11	155	85	Max Drakulic	WR/DB	11	6'1	155
31	Anthony Barrino	RB/DB	9	5'7	165	86	Talon Fuller	WR/DB	12	6'0	175
32	Jayden Morris	RB/DL	11	5'10	200	90	Nabiel Ocana	DL	11	6'2	235

*Roster information provided by the schools

Depth Charts and Coach Notes

HOGGARD VIKINGS

Expected Defensive Starters

Malakahi West (DE)

Tyran Bell (DE)

Asef Ismail (DT)

David Drayton (DT)

Reagan Printy (LB)

Rylan Edwards (LB)

Jaret Austin (LB)

Brayden Stephens (CB)

Trey Nixon (CB)

Kamar Fulton (SS)

Josiah Gillespie (FS)

Backups

Hutson Patterson (DE)

Jayzion Davis (DT)

Walker Weston (LB)

Jake Supak (DB)

Expected Offensive Starters

Hudson Wilharm (QB)

Isaiah Newkirk (HB)

M'kel Bellamy (RB)

Nas Session (WR)

Blake Edwards (WR)

Beau Touns (WR)

Michael Gibbs (LT)

Jason Smith (LG)

Trey Williams (C)

Prince Oatman (RG)

Will Myatt (RT)

Backups

Matthew Boring (QB)

Javion Joseph-Fontaine (RB)

Tamear Webb (RB)

John Mason (RB)

Skyler Merrill (WR)

Charlie Kilbourne (TE)

Jakob Kraft (OL)

Charlie Hart (OL)

Special Teams Starters

Damian Bounds (K)

Tobias Brubaker (P)

Deacon Ball (LS)

Collin Parker (H)

Blake Edwards (KR)

Nas Session (KR)

Kamar Fulton (PR)

Josiah Gillespie (PR)

Backups

Analys Tyson (K)

Collin Parker (P)

Pronunciation Guide

Players to Watch

Reagan Printy (East-West All-Star)

Malakahi West (East-West All-Star) (Elon)

Kamar Fulton

Josiah Gillespie

Hudson Wilharm (2023 OPOY)

M'kel Bellamy

Nas Session

Blake Edwards

Keys to Success in 2023

This team is committed and they love playing together. They have a "team-first" mindset that has kept us together. We also have incredible Senior Leadership. As far as the on-field production, this is one of the most balanced teams I have had the privilege to coach. Guys in each position group have stepped up and made plays all year.

Most Galvanizing Moment

The loss to Cleveland to open the season.

Depth Charts and Coach Notes

WEDDINGTON WARRIORS

Expected Defensive Starters

Matthew Massaro (DE)
Aiden Harris (DL)
Drew Harris (DL)
Michael Luisa (DE)
Braeden Barger (SAM)
Gannon Anthony (MIKE)
TJ Davis (WOLF)
Sam Neely (CB)
Ian McDermaid (S)
James Colonna (S)
Caleb Hill (CB)

Backups

Jayden Morris (DE)
Darren Seibel (DL)
Bryce Johnson (DL)
Drew Wiseman (DE)
Bryce Larson (SAM)
Michael Luisa (MIKE)
Ethan Devore (WOLF)
Alexander Nhiep (CB)
Will Mathieson (S)
Keenan Jackson (S)
Jon Manley (CB)

Expected Offensive Starters

Tyler Budge (QB)
Nick Diamond (RB)
Brady Ritter (RB)
Keenan Jackson (WR)
Javon Barber (WR)
Brooks Mauk (TE)
Logan Potes (LT)
Alexander Ramey (LG)
Maverik Schrock (C)
Owen Dunn (RG)
Jimmy Randazzo (RT)

Backups

Gregory Fee (QB)
Anthony Barrino (RB)
Will Melton (WR)
Trevor Clark (WR)
Gavin Shrader (WR)
Ben Harrington (TE)
Ara Badalyan (LT)
Evan Bernhard (LG)
Dom Battista (C)
Bryce Johnson (RG)
Darren Seibel (RT)

Special Teams Starters

Everett Scott (K)
Kylan Odean (P)
Quaid Luginbill (LS)
Ian McDermaid (H)
Anthony Barrino (KR)
Ian McDermaid (PR)

Backups

Everett Mandeville (K)
Everett Scott (P)
Will Mathieson (LS)
Trevor Clark (H)
Javon Barber (KR)
Keenan Jackson (PR)

Pronunciation Guide

Michael Luisa
Ian McDermaid
Will Mathieson
Cardin Ngo
Jaxson Marze
Jayden Morris
Sam Moulton
Brooks Mauk
Ara Badalyan
Kayser Schrock
Maverik Schrock
Darren Seibel
Max Drakulic
Brennan Schauer
Nabiel Ocana

Lew-e-sa
Mc-Derm-aid
Math-e-son
Nip
No
Bore-e-no
Molten
Mock
Ba- dalion
K-Sir Sch-rock
Sch-rock
Sigh-bel
Dra-cool-ick
Shower
O-con-ya

Players to Watch

Tyler Budge - QB (Ga. Southern)
Keenan Jackson - WR (UNC)
Nick Diamond - RB
Logan Potes - OL
Aiden Harris - DL
Drew Harris - DL
Sam Neely - DB (Wake Forest)

Keys to Success in 2023

1. Defense playing well during the playoffs. 2. Explosive plays in the pass game. 3. Establishing the run game last 2 weeks

Most Galvanizing Moment

Beating Dutch Fork down at Dutch Fork

GET REVVED UP



OMEGA

REVTECH

Redistributed weight provides 3-8% higher spin rate, equates to 60 more RPM's for better accuracy, velocity and distance on every throw.

RAPID BREAK-IN LEATHER

Pre-treated leather reduces break-in time for a softer feel and easier grip out of the box.

PRIME STITCHING

Middle finger and index finger stitching for throwing off-lace, quick release and ball security.

Learn more at wilson.com
Follow us @wilsonfootball



OMEGA. BRINGING A NEW SPIN TO THE GAME.



OFFICIAL SPRING WATER OF



DEER PARK IS A PROUD
SUPPORTER OF NORTH CAROLINA
HIGH SCHOOL FOOTBALL!

THIS SEASON, DEER PARK WILL
HONOR A "TEAM OF THE WEEK"
IN EACH CLASSIFICATION, AND
WINNING TEAMS WILL BE
ELIGIBLE FOR OUR "TEAM OF
THE YEAR" AWARD. VOTE
AND SUPPORT YOUR
TEAM ALL SEASON!



SCAN HERE TO VOTE FOR YOUR
**DEER PARK
HIGH SCHOOL
TEAM OF THE WEEK**





2023 North Carolina High School Athletic Association Football Playoff Round by Round Notes

Regional Championship Notes

State Championship Pre Game Press Conference

Thanks to the support of the Carolina Panthers, the information session and press conference will be in-person at Bank of America Stadium in Charlotte. The session will be held on Monday, December 4, beginning at 10:00 A.M. in the Panthers Den on the third floor. Media will enter in the Platinum Access doors off of S. Graham Street and take the elevator up to the third floor. Panthers staff will be directing attendees to the Panthers Den once they get to the Platinum Access lobby. Check-in will be at the welcome table right out of the elevator on the third floor, parking vouchers and media packets for the Championship Games will be available there.

Regional Appearances

From 1961 through 1971, play did not culminate in a state champion in all classifications. Since 1972 every classification has declared a state champion and from 2001-2021, each classification had two champions. The NCHSAA All-Time Playoff records and subsequently the regional appearances records, go back only to 1972. Below are the regional final appearances and records of each team participating in the 2023 Regional Championships.

Shelby	24th appearance (16-7)	1986, 1987, 1988, 1989, 1993, 1995, 1997, 1998, 2003, 2004, 2005, 2006, 2007, 2010, 2011, 2013, 2014, 2015, 2016, 2017, 2018, 2019, 2021, 2023
Robbinsville	20th appearance (13-6)	1973, 1974, 1975, 1976, 1977, 1979, 1980, 1981, 1982, 1983, 1992, 1999, 2009, 2014, 2015, 2018, 2019, 2020, 2021, 2023
Clinton	17th appearance (10-6)	1974, 1976, 1977, 1982, 1990, 1993, 1995, 1996, 1997, 2001, 2002, 2005, 2006, 2014, 2018, 2019, 2023
Tarboro	17th appearance (13-3)	1984, 1987, 1993, 1998, 2008, 2009, 2010, 2011, 2012, 2016, 2017, 2018, 2019, 2020, 2021, 2022, 2023
Reidsville	16th appearance (10-5)	1995, 2002, 2003, 2004, 2006, 2007, 2008, 2011, 2013, 2016, 2017, 2018, 2019, 2020, 2022, 2023
Dudley	12th appearance (7-4):	1997, 2002, 2004, 2007, 2008, 2009, 2013, 2015, 2016, 2020, 2021, 2023
Independence	11th appearance (8-2):	2000, 2001, 2002, 2003, 2004, 2005, 2006, 2007, 2008, 2009, 2023
Mount Airy	11th appearance (4-6):	1981, 1982, 1987, 1996, 2006, 2008, 2009, 2016, 2017, 2022, 2023
Seventy-First	9th appearance (3-5):	1984, 1986, 1988, 1989, 1994, 2008, 2022, 2023
Hoggard	6th appearance (1-4):	1973, 2006, 2007, 2014, 2017, 2023
Northeastern	6th appearance (2-3):	2013, 2014, 2018, 2019, 2020, 2023
Weddington	6th appearance (4-1):	2014, 2016, 2018, 2019, 2022, 2023
Cardinal Gibbons	4th appearance (3-0)	2019, 2020, 2021, 2023
Northern Nash	4th appearance (2-1)	1986, 2002, 2022, 2023
Hickory	2nd appearance (1-0)	1996, 2023
West Columbus	1st appearance (0-0)	2023



YOUR HOMETOWN ADVANTAGE FOR 90 YEARS.

WE SUPPORT OUR COMMUNITIES.

Blue Cross and Blue Shield of North Carolina recognizes the unique role that athletics play in feeding the mind, heart, and soul. We applaud all efforts that serve the health and well-being of North Carolina.



*Marks of the Blue Cross and Blue Shield Association. All other marks and trade names are the property of their respective owners. Blue Cross and Blue Shield of North Carolina is an independent licensee of the Blue Cross and Blue Shield Association. U40099, 5/23

Official Health Insurance Partner of the NCHSAA



2023 North Carolina High School Athletic Association Football Playoff Round by Round Notes

Regional Rematch

Northern Nash and Seventy-First have met twice before in the East Regional Championship and both matchups were barnburners. In 1986, Seventy-First beat Northern Nash 15-13 in the 4A East Regional Championship and 36 years later -- last year -- Northern Nash exacted its long-awaited revenge with a 23-22 win in the 3A East Regional Championship.

Despite having 40 appearances between them, Shelby and Reidsville have only met once before in the Regional Final. Shelby beat Reidsville 49-3 in the 2013 2A Western Regional Championship.

Mount Airy and Robbinsville have met in the Regional Final once before. In 2009, the Granite Bears won the 1A Western Regional Championship 27-26. Northeastern and Clinton have also met once before in the Regional final. Northeastern beat Clinton 23-8 in the 2019 2A Eastern Regional Championship.

Margin of Victory

Of the 16 games in the regional semifinals, seven of them were decided by a touchdown or less. Below are the margins of victory for each game in round four.

Seed	Winning Team	Margin	Seed	Losing Team
4A W No. 23	Independence	3	4A W No. 6	Butler
2A E No. 2	Northeastern	3	2A E No. 6	Whiteville
3A E No. 2	Seventy-First	5	3A E No. 3	Southern Alamance
1A E No. 2	West Columbus	5	1A E No. 3	Wilson Prep
4A E No. 5	Cardinal Gibbons	7	4A E No. 1	Rolesville
2A W No. 7	Shelby	7	2A W No. 11	Forest Hills
1A E No. 1	Tarboro	7	1A E No. 13	East Bladen
3A W No. 4	Dudley	12	3A W No. 1	Crest
3A W No. 2	Hickory	12	3A W. No 3	West Henderson
2A W No. 1	Reidsville	15	2A W No. 4	Bunker Hill
4A E No. 3	Hoggard	16	4A E No. 2	Clayton
4A W No. 1	Weddington	17	4A W No. 4	Grimsley
3A E No. 13	Northern Nash	21	3A E No. 1	Havelock
1A W No. 2	Mount Airy	21	1A W No. 3	Eastern Randolph
2A E No. 1	Clinton	23	2A E No. 4	Nash Central
1A W No. 1	Robbinsville	30	1A W No. 4	North Rowan

Low Seeds and High Seeds

All eight No. 1 seeds reached the regional semifinals but only five of them advanced to the regional finals. Both of the No. 1 seeds in the 3A bracket fell in the fourth round as East No. 1 Havelock lost to No. 13 Northern Nash and West No. 1 Crest lost to No. 4 Dudley. 4A East No. 1 Seed Rolesville lost their matchup with No. 5 Cardinal Gibbons by a touchdown on Friday night.

A pair of double-digit seeds will compete for the regional title this week. Northern Nash and the 4A West No. 23 seed Independence, making its first trip to the regional final since 2009. The Knights did have one home playoff game on the way to the regional final as they beat Richlands 56-28 at home in the first round. Since then, they picked up wins at Southern Nash (35-32), Scotland (45-44) and Havelock (42-21). The Patriots though, have not



2023 North Carolina High School Athletic Association Football Playoff Round by Round Notes

seen their home field since Oct. 20. They beat Lake Norman (35-0) in the first round, East Forsyth (34-28) in the second round, Watauga (34-14) in the third round and Butler (10-7) last week in a rematch of their regular season finale. Both the Knights and the Patriots will be on the road again this week.

Fourth Round Notes

Happy Thanksgiving!

For the 16th consecutive season, the Tarboro Vikings are playing football after Thanksgiving. It is the longest such streak in North Carolina. 2023 is the eighth straight season of playing in the fourth round. A win this week for Tarboro would put them in the Regional Finals for the eighth consecutive year and the 13th time since 2008. The Vikings have been the East Regional Champions six years in a row.

The Vikings regional semifinal opponent, the No. 13 Seed East Bladen, is making its deepest run in the postseason since reaching the fourth round in 2009 and 2010.

Wilson Prep, in just its second playoff appearance is making its post Thanksgiving debut. West Columbus knocked on the door last year as they fell in the third round 32-18 to Northampton, but 2023 is their first appearance in the fourth round.

Robbinsville returns to the fourth round for the sixth time in the last 10 seasons after falling in the third round last season to Eastern Randolph 29-26. North Rowan is playing in the fourth round for the first time since its 1992 state runner-up finish in the 3A Classification. Since 1992, the Cavaliers have reached the third round seven times.

Eastern Randolph is playing in the fourth round for the second consecutive year and 10th time since 1972. Mount Airy, the defending 1A State Champions are back for the second year in row and second time since the Granite Bears' previous state title in 2017.

In the 2A Bracket, Clinton is making its first trip to the fourth round since 2019 and its eighth appearance since 2010. Nash Central is making its first appearance in the fourth round. The Bulldogs made their NCHSAA playoff debut in 2004 with a third round appearance and have been back to the third round three times.

Whiteville made its first appearance in the fourth round since its 1987 2A Championship run last year and are back this year in the 1A Classification. Northeastern is in the fourth round for the seventh time since 2010 and first time since 2021.

Reidsville is playing in the fourth round for the eighth straight year and 19th time since 1972. Bunker Hill is in the middle of its deepest playoff run in school history having reached the third round in 2022, 1987 and 1985.

Forest Hills is back in the fourth round for the first time since 2008 and eighth time since 1972. Shelby is playing in the fourth round for the 24th time and was last here in 2021 on the way to its 12th state title.

In the 3A Bracket, Havelock is making its 14th appearance in the fourth round and 11th since 2009. Northern Nash is back for the second year in a row and third time since 2002.



2023 North Carolina High School Athletic Association Football Playoff Round by Round Notes

Southern Alamance is making its fourth round debut after losing in the third round last year to Millbrook 35-7. The Patriots had reached the third round three times prior, most recently in 2006. Seventy-First is making its second consecutive appearance in the fourth round and third since its state championship in 2008.

Crest is in the fourth round for the 15th time and seventh time since 2010. Dudley is making its 11th appearance in the fourth round and second in three years.

After falling in third round last year, West Henderson is making its fourth round debut in 2023. Hickory is back for the second time in school history, previously in 1996 on the way to a state championship.

In the 4A Bracket, Rolesville is in the fourth round for the fourth straight year. Cardinal Gibbons is back for the fourth time in five years after falling in round two last year to Millbrook 42-30.

Hoggard is making its fifth appearance in the fourth round and first since 2017. Cleveland is making its fourth appearance and first since 2020.

Weddington is in the fourth round for the third year in a row and seventh time in the last 10 years. Grimsley is back for the second year in a row and fourth time in five years.

Butler is making its seventh appearance in the fourth round and first since 2013. Independence, is back in the fourth round for the first time since 2009, it is the Patriots 11th appearance since 1972.

Big Numbers

In the third round of the NCHSAA Playoffs nine teams scored 50 or more points and two of them came out on the wrong side of the scoreboard. In the 2A East, No. 4 Nash Central and No. 12 Hertford County combined for 139 points as the Bulldogs advanced with a 71-68 win. The combined points total for that game is tied for 10th most all-time in the NCHSAA Football Record Book and the highest-scoring playoff game on record. Below are the highest scoring teams in round three, teams in red lost their matchups.

Nash Central	71
Rolesville	69
Hertford County	68
Mount Airy	64
Northeastern	62
Hickory	61
Cleveland	56
Princeton	53
Dudley	50

Small Numbers

Of the 32 third round games, seven of them were decided by seven points or less.

Winning team	Margin	Losing Team
3A W No. 1 Crest	1	3A W No. 8 West Charlotte



2023 North Carolina High School Athletic Association Football Playoff Round by Round Notes

3A E No. 13 Northern Nash 1
2A W No. 4 Bunker Hill 1
4A E No. 5 Cardinal Gibbons 2
2A E No. 4 Nash Central 3
1A W No. 1 Robbinsville 6
4A W No. 4 Grimsley 7

3A E No. 5 Scotland
2A W No. 5 Monroe
4A E No. 13 Clayton
2A E No. 12 Hertford County
1A W No. 9 Swain County
4A W No. 5 Hough

Crest overcame a 16-point deficit in the fourth quarter and blocked a 22-yard field goal with 1:07 left in the game to force overtime. After giving up 7 in the first half of the extra period, the Chargers scored on the first play and A.J. Adams converted the two-point conversion to win the game.

Northern Nash took a 45-44 lead thanks to a touchdown catch from Jaquille Arrington and the ensuing extra point with 1:40 left in the game. Scotland set up for a would-be game-winning 44-yard field goal with two seconds left but Randall King made a game-saving block to end the game and extend the Knights' season.

In Claremont, Bunker Hill running back Jason Willis Jr. busted a 42-yard touchdown run and the point after gave the Bears a 24-17 lead in the fourth quarter. Monroe scored with 32 seconds left but the Bears stopped the potential go-ahead two-point conversion and recovered the ensuing onside kick to seal a 24-23 win over the Red Hawks.

Third Round Notes

Highs and Lows

Of the 64 winners in Round Two, 11 of them scored 50 or more points on their way to the Third Round. The 1A W No. 10 Seed Murphy Bulldogs set the bar as they scored 59 points (on the road) in their win over No. 7 Bishop McGuinness. This week, they'll travel to Mount Airy to face the defending champs. Below are the 11 highest scorers from Round Two.

Murphy	59
Hertford County	58
Grimsley	56
Clinton	56
Nash Central	56
Cardinal Gibbons	55
SouthWest Edgecombe	55
Northeastern	55
West Columbus	54
Wilson Prep	50
North Moore	50

Four teams showed out on the other side of the ball and won with shutout performances. 1A E No. 1 Tarboro picked up a 48-0 win over Northampton County after a first round bye and 1A W No. 2 Mount Airy beat Mitchell 42-0. 2A W No. 2 Salisbury knocked off No. 15 Maiden 40-0 and 3A W No. 7 A.C. Reynolds topped Kings Mountain 15-0.



2023 North Carolina High School Athletic Association Football Playoff Round by Round Notes

Free Football

In the second round, 16 teams won by seven points or less to punch their tickets to the third round. Two of those teams needed extra time to pull out the win. 3A E No. 3 Seed Southern Alamance topped No. 14 Jacksonville in overtime as Bradley Capps made a game-winning, goal-line tackle on fourth down to give the Patriots a 25-19 win. Southern Alamance will host No. 27 Terry Sanford in Round Three.

1A E No. 7 Lakewood edged No. 10 Perquimans 35-28 as Heath Britt ran for a touchdown on second down in the overtime period and Perquimans' failed to convert. The Pirates drove 99 yards in the final three minutes to tie the game and missed a would-be go-ahead extra point with just more than a minute to play. The Leopards will travel to No. 2 Seed West Columbus in Round Three.

Still Dancin'

Six teams will compete in the third round despite having played as underdogs on the road in both of the first two rounds. 3A E No. 27 Seed Terry Sanford is the highest seed remaining in the NCHSAA Football Playoffs after beating Vance County 34-27 in Round One and Harnett Central 43-22 in Round Two.

A pair of No. 25 Seeds are also participating in the Third Round this week. In the 3A East, J. H. Rose slid past No. 9 seed North Brunswick 14-7 after beating White Oak 21-19 in Round One. In the 4A East, Fuquay-Varina ended Ashley's breakout year with a 10-7 victory in Round Two. This was Ashley's first appearance in the NCHSAA Football Playoffs since 2007. Fuquay-Varina will meet top-seeded Rolesville this week.

Newcomer Southeast Alamance is still yet to lose the school's first ever playoff football game as the new school made its postseason debut this year and beat Martin County 27-13 in Round One and then Cummings 21-14 in Round Two. Top-seeded Clinton will host the Stallions this week.

In the 4A West, No. 24 Charlotte Catholic, No. 23 Independence and No. 19 Mount Tabor are each making Cinderella runs of their own. Mount Tabor topped No. 3 seed Mooresville 19-14 last week while Independence took out the No. 7 Seed East Forsyth and Charlotte Catholic took down the No. 8 Seed T. C. Roberson.

We Meet Again

Eight teams will see familiar faces on the opposite sideline this week as four games are rematches from the regular season and three of them are conference match ups.

4A E No. 3 Hoggard will host cross-town rival Laney, the No. 11 seed, in the third round this week. The conference foes played back on Sept. 21 and Hoggard won 49-15. 3A E No. 1 Havelock is set to meet fellow Big Carolina Conference member J.H. Rose on Friday night, three weeks after their regular season showdown. The Rams won the first contest 35-7. 2A W No. 3 Community School of Davidson will host No. 11 Forest Hills in the third round in a rematch of a September 8 game in Davidson. Forest Hills won that contest 21-14, giving the Spartans their only loss of the season. 1A W No. 1 Robbinsville will host No. 9 Swain County on Friday night as a rematch of their regular season finale. The Black Knights beat the Maroon Devils 14-8 the first time around, which was also in Robbinsville.

Football and Futbol

Two schools are still alive in both the NCHSAA Men's Soccer and Football playoffs and the men's soccer cham-



2023 North Carolina High School Athletic Association Football Playoff Round by Round Notes

pionships are scheduled for Friday and Saturday, November 17-18, at MacPherson Stadium in the Bryan Park Soccer Complex in Browns Summit.

In the 2A Classification, Community School of Davidson's men's soccer team will play Franklin Academy for the NCHSAA Championship on Saturday and the football team, the No. 3 Seed in the West will host No. 11 Forest Hills on Friday night.

In the 3A Classification, the Hickory Red Tornadoes men's soccer team will play First Flight for the NCHSAA Championship on Saturday and the football team, the No. 2 Seed in the West will host No. 7 A.C. Reynolds on Friday night.

Second Round Notes

Upset Alert

In the first round of action, 18 teams went on the road and got back on the bus with plans for next Friday night. The highest seed that advanced to the second round was 3A East No. 27 Terry Sanford. The Bulldogs met with the undefeated 2A/3A Northern Lakes Conference Champion Vance County and, despite falling behind by two touchdowns, won 34-27 to earn a date with Harnett Central in the second round.

4A East No. 26 New Hanover also earned a big road win on Friday as they beat No. 7 Hillside 23-6 to earn a trip to No. 10 New Bern this week.

A pair of No. 25 seeds picked up first-round upsets as 3A East No. 25 J. H. Rose and 4A East No. 25 Fuquay-Varina each survived and advanced. J.H. Rose edged No. 8 Whiteoak as their 50-yard field goal attempt at the final whistle fell just short. Fuquay Varina knocked off No. 8 Jack Britt 17-9 and will meet fellow bracket buster No. 24 Ashley in the second round after Ashley toppled No. 9 Pine Forest 38-19 in round one.

The rest of the upsetters in round one were No. 24 Southeast Alamance, No. 24 Charlotte Catholic, No. 23 Lincoln, No. 23 Independence, No. 21 Southern Durham, No. 20 Corvian Community, No. 20 Central Davidson, No. 19 Weldon, No. 19 Jordan, No. 19 East Luncoln, No. 18 Pender, No. 18 Mallard Creek, No. 17 Wake Forest and No. 17 Northampton.

Grand Entrance

The Southeast Alamance Stallions and the Martin County Knights each made their NCHSAA Playoffs debut on Friday and were matched up against each other in Round One. The No. 24 Stallions won 27-13 at No. 9 Martin for the first playoff win in school history. This week they will meet No. 8 Cummings in the second round.

Corvian Community also made its NCHSAA football postseason debut on Friday and traveled to 1A West No. 13 Draughn and earned a 38-28 win. In the second round, the Cardinals will head to No. 4 North Rowan.

Close Calls

In the first round there were 12 games decided by a touchdown or less including games involving 3A East No. 9 North Brunswick and 3A West No. 16 Statesville, who each survived by a single point.



2023 North Carolina High School Athletic Association Football Playoff Round by Round Notes

In the game between North Brunswick and Person, a 65-yard touchdown pass from Tarron Green to Michael Green gave North Brunswick a 28-27 lead in the fourth quarter. After trading stops, Person drove to the 20-yard line and called timeout with 3.3 seconds remaining but the ensuing attempt at a game-winning field goal fell just a little short.

In the game between Statesville and South Point, the Greyhounds stopped the Red Raiders' 2-point conversation attempt with just over two minutes left in the fourth quarter and held on to escape 28-27. Statesville will host J.H. Rose, who also had a narrow escape in the first round, this week in Round Two.

Here are the 12 narrowest margins of victory from the first round.

Seed	Winning team	Margin	Seed	Losing Team
3A E No. 9	North Brunswick	1	3A E No. 28	Person
3A W No. 16	Statesville	1	3A W No. 17	South Point
2A E No. 16	Beddingfield	2	2A E No. 17	James Kenan
3A E No. 25	J.H. Rose	2	3A E No. 8	Whiteoak
3A W No. 20	Central Davidson	3	3A W No. 13	Eastern Guilford
2A E No. 8	Cummings	5	2A E No. 25	Heide Trask
1A W No. 15	Mountain Island	5	1A W No. 18	Alleghany
4A W No. 3	Mooreville	6	4A W No. 33	A. L. Brown
1A E No. 19	Weldon	6	1A E No. 14	Gates County
3A E No. 10	Currituck County	7	3A E No. 23	South Johnston
2A E No. 14	Farmville Central	7	2A E No. 19	Southwest Onslow
4A E No. 12	Millbrook	7	4A E No. 21	Heritage

Offensive Outbursts

In the first round of the 2023 NCHSAA Playoffs, 36 teams scored 50 or more points and 11 scored 60 or more. 1A West No. 3 Seed Eastern Randolph lit the most bulbs on the scoreboard in Round One as they scored 68 points in its first round win over Cherryville. Below are the top scorers in Round One.

Eastern Randolph	68	Reidsville	58	Watauga	54
Southeastern Halifax	66	East Bladen	57	Crest	53
Clinton	64	Murphy	57	Bessemer City	52
North Rowan	63	Cleveland	57	Northwest Cabarrus	52
Monroe	63	Northern Nash	56	Rolesville	52
Burns	63	Seventy-First	56	Hoggard	52
Princeton	63	Robbinsville	55	Hickory	51
Dudley	63	Wallace-Rose Hill	55	New Bern	51
Havelock	62	Jacksonville	55	Hough	51
Shelby	62	Bunker Hill	61	Clayton	55
Bishop McGuinness	50	Lakewood	60	Northampton	54
North Lincoln	50	Pender	58	Grimsley	54

Pitching a Shutout

There were 22 teams that did not allow a single point in their first round contest. A.C. Reynolds, Albemarle, Cardinal Gibbons, Crest, Havelock, Hayesville, Hoggard, Hough, Independence, Leesville Road, North Moore, Oak



2023 North Carolina High School Athletic Association Football Playoff Round by Round Notes

Grove, Porter Ridge, Randleman, Reidsville, Robinson, Rolesville, Southeast Halifax, Southern Alamance, Swain County, West Charlotte and Whiteville all kept their opponents from scoring on Friday night.

First Round Notes

How Playoff Seeding Works

Each conference is allotted playoff berths based on the number of schools fielding a team in a particular sport:

1-5 Teams = 1 Berth (Conference Champion)

6+ Teams = 2 Berths (Conference Champion + 2nd Place)

The highest finishing team from a given classification in a split conference will automatically qualify, regardless of overall conference finish (minimum of 2 schools per classification)

RPI rating was added to the Handbook for conference tie-breaking procedure as the final tiebreaker.

The remaining non-automatic teams in each region (East/West) will fill the remaining berths based solely on their RPI rating, with the caveat that a team can only make the playoffs if all of the teams above them in the conference standings have also made the playoffs.

Conference champions are seeded before any other qualifying teams by RPI rating. All other teams are seeded after the conference champions by the RPI rating of the school, regardless of conference finish. Each region (East/West) is seeded independently of one another, utilizing the RPI rating of the school.

Welcome To the Show

Four programs made their NCHSAA Football Playoffs debut in the first round this year. Those newcomers are: in the 1A bracket, the Corvian Community Cardinals; in the 2A bracket the Martin County Knights and the Southeast Alamance Stallions; and in the 4A bracket, the South Garner Titans.

Welcome Back!

Of the 251 teams selected to the playoffs this year 211 of them made the playoffs last season but 40 teams ended playoff droughts.

Last APP	School
2007	Ashley
2012	Dixon
2013	Harnett Central, North Gaston
2014	Trinity
2016	Person, Southeast Raleigh
2017	T.W. Andrews, Orange, Purnell Swett
2018	East Rutherford, Lexington, Sun Valley
2019	Bandys, Lee, Northeast Guilford, West Iredell, Hunter Huss, Gray's Creek
2020	Red Springs, Louisburg, Apex Friendship, Alexander Central
2021	Washington, South Stanly, Bishop McGuinness, Northwood, Southwestern Randolph, West Stanly, North Surry, North Henderson, North Lincoln, Rockingham County, Garner, South View, Middle Creek, Northwest Guilford, Myers Park,



2023 North Carolina High School Athletic Association Football Playoff Round by Round Notes

Cuthbertson and North Mecklenburg

You Again?

The NCHSAA's all-time playoff win-loss records dates back to 1972. Shelby tops the list with the most wins all time with 116. The top 29 teams on the list of most playoff wins all time are back in the field this year. Corcord (52 wins since 1972) is the program with the most playoff wins that missed the playoffs this year after going 5-5 in 2023.

TEAM	APP.	W	L	T	PCT.
Shelby	40	116	27	0	.811
Swain County	42	95	33	0	.742
Reidsville	36	91	27	1	.765
Richmond County	46	89	37	0	.706
Wallace-Rose Hill	40	86	31	0	.735
Tarboro	40	84	30	0	.737
Charlotte Catholic	40	83	29	0	.741
Clinton	44	82	38	0	.683
Thomasville	39	81	31	0	.723
Robbinsville	43	76	30	0	.717

*Records before the 2023 first round games.

VIDEO STREAMING & TELEVISION BROADCASTS

The media rights to all NCHSAA post-season events, including playoffs and State Championships, are held by the NCHSAA. Sinclair Broadcasting Group has purchased the exclusive rights to produce and distribute the Football and Basketball State Championships. They also have the right of first refusal on any playoff contest in those two sports for their contract with the NCHSAA.

The NCHSAA also has an agreement with the NFHS Network that cedes the remaining portion of NCHSAA post-season events media rights to the NFHS Network. Per the agreement with the Network, they would have the following choice of games during the football and basketball playoffs after Sinclair. They have first right of refusal on all other sports during the playoffs.

Many of the 2023 NCHSAA Football Playoff Contets will be broadcast live by the NFHS Network. Network subscribers can watch NCHSAA games live and on-demand as well as playoff and championship action from other state associations across the country. Subscriptions are just \$11.99/ a month. Media outlets seeking to broadcast an NCHSAA Playoff game live must submit the online Broadcast Request Form by visiting the Media section of the NCHSAA's website. All forms must be completed at least 24-hours prior to the start of the contest.



2023 North Carolina High School Athletic Association Football Playoff Notes



2023 Regular Season Top Passers (by yardage) from MaxPreps.com

#	NAME	YDS	YDS/G	COMP	ATT	PCT	TD	INT	RTG	GP
1	Cole Weeks - Hobbton	3083	308.3	188	291	0.646	35	10	125	10
2	Blake Peters - Ashe County	3021	302.1	220	323	0.681	32	14	113	10
3	Connor Shea - Lejeune	3000	333.3	197	424	0.465	39	24	77	9
4	Ty Miller - Davie	2894	289.4	210	352	0.597	29	8	104	10
5	Jaylen Hewitt - West Carteret	2893	289.3	199	333	0.598	32	16	100	10
6	Mason Fortune - Millbrook	2817	281.7	190	301	0.631	25	3	117	10
7	Ny'tavious Huskey - Crest	2743	274.3	155	216	0.718	35	7	140	10
8	Grayson Harvey - Mtn. Island	2670	267.0	138	243	0.568	19	7	109	10
9	Braden Atkinson - Rolesville	2603	260.3	172	235	0.732	34	4	142	10
10	Andrew Attmore II - Dudley	2572	257.2	142	195	0.728	33	3	148	10

2023 Regular Season Top Rushers (by yardage) from MaxPreps.com

#	NAME	YDS	YDS/G	Y/C	ATT	LONG	TD	FUM	GP
1	Gabe Bolivar - Pine Lake Prep	2430	243.0	9.28	262	93	27	2	10
2	Jamal Rule- Salisbury	2181	218.1	10.14	215	0	29	1	10
3	Jonathan Paylor - Cummings	2131	213.1	15.22	140	71	26	0	10
4	Zay Jones - Scotland	2064	206.4	8.22	251	73	33	0	10
5	Tyselle Spencer - Northeastern	2004	200.4	15.90	126	93	28	0	10
6	Camán Chaplin - West Forsyth	2003	222.6	9.96	201	0	30	0	9
7	Alex Sanford - Ledford	1901	211.2	9.23	206	0	31	0	9
8	Corbin Kerr - Wallace-Rose Hill	1846	184.6	8.55	216	99	23	0	10
9	Austin Lewallen - Princeton	1831	183.1	7.24	253	0	21	0	10
10	Jason Willis Jr. - Bunker Hill	1821	182.1	9.20	198	96	28	0	10

2023 Regular Season Top Recievers (by yardage) from MaxPreps.com

#	NAME	YDS	YDS/G	Y/C	REC	LONG	TD	GP
1	Ashawd Wynn - Hobbton	1540	154.0	18.33	84	0	15	10
2	Jaedon Alford - Rolesville	1267	126.7	19.80	64	62	15	10
3	Braylon Stewart - Middle Creek	1119	111.9	17.22	65	75	16	10
4	Kamien Little-Burgess- North Pitt	1101	122.3	25.60	43	81	3	9
5	Cash Obregon - Bandys	1098	109.8	21.96	50	63	14	10
6	Justice Washington - Mtn. Island	1083	108.3	22.10	49	0	7	10
7	Sergio Castellon - Panther Creek	1062	106.2	13.97	76	99	10	10
8	Tyshaun Goldston - Randleman	1060	106.0	24.65	43	79	15	10
9	Ian Graybeal - Ashe County	1040	104.0	16.25	64	76	10	10
10	Hampton Roderick - Laney	1008	100.8	16.52	61	85	8	10

There for every moment



gofan.co



Official Partner of the NCHSAA

FastMed

Student athlete's health is our priority

Injuries and illnesses can happen at any time. Fortunately, FastMed provides convenient, affordable, and compassionate care for a wide range of healthcare needs.

\$25 Sports Physicals
special pricing for
NCHSAA athletes

 COVID-19
testing

 Acute injury
& illness

 and more

 Flu prevention
& treatment

 X-rays

 Casts & Splints

 Family Medicine
at select locations



Scan QR code for sports physical
coupon code

A sports physical provider of the NCHSAA
FastMed.com/nchsaa

THE
BEST
USE
THE
BEST

GATORADE





VISIT
GRRTEESMSP.COM

YOUR SOURCE FOR OFFICIAL
NCHSAA APPAREL



OFFICIAL SUPPLIER OF NCHSAA
REGIONAL & STATE CHAMPIONSHIP APPAREL

**MARKETING SPECIAL
PROMOTIONS LLC**

FULL SERVICE SCREEN PRINTING AND EMBROIDERY



TRUIST 




Perks you can cheer for.

Truist One Checking



Truist.com/one

Truist Bank, Member FDIC.



A+
RATING

FARM BUREAU INSURANCE

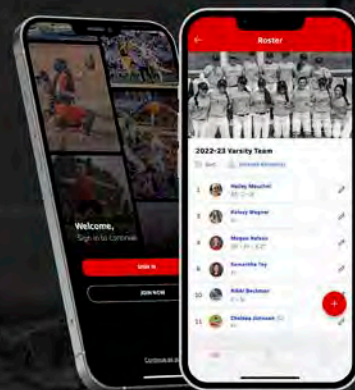
4 YEARS IN A ROW

CRASH NETWORK

Per CRASH Network's Insurer Report Card's Polling of Collision Repair Shops


AMERICA'S SOURCE FOR HIGH SCHOOL SPORTS.

MAXPREPS



DOWNLOAD THE FREE MAXPREPS APP


View, enter + edit your team's info all in one place.



MaxPreps is a proud partner of the North Carolina High School Athletic Association

2023 NCHSAA Football Championships - 1A

Location Various Cities, NC



2023 NCHSAA Football Championships - 2A

Location Various Cities, NC



2023 NCHSAA Football Championships - 3A

Location Various Cities, NC



Location Various Cities, NC

All scores and statistics are provided by MaxPreps.com



FOOTBALL STATE PLAYOFF RECORDS (SINCE 1972)



After 2023 Regionals

TEAM	APP	W	L	T	%	LAST	TEAM	APP	W	L	T	%	LAST	TEAM	APP	W	L	T	%	LAST
Acme-Delco	3	0	3	0	.000	1990	Croatan	14	3	14	0	.176	2023	Hillside	21	27	20	0	.574	2023
Ahoskie	6	14	6	0	.700	1987	Cullowhee	1	1	1	0	.500	1984	Hobbs	33	42	32	0	.568	2023
Albemarle	27	50	22	0	.694	2023	Cummings	36	71	31	0	.696	2023	Hoggard	28	39	26	0	.600	2023
Alexander Central	21	4	21	0	.160	2023	Currituck	26	17	26	0	.395	2023	Hoke County	14	7	14	0	.333	2022
Alleghany	30	8	30	0	.211	2023	Cuthbertson	8	8	8	0	.500	2023	Holly Springs	9	1	9	0	.100	2023
Andrews	20	12	20	0	.375	2023	Davie County	24	23	24	0	.489	2023	Holmes, John A.	32	32	32	0	.500	2023
Andrews, T.W.	42	54	38	0	.587	2023	Denton	2	0	2	0	.000	2012	Hopewell	10	4	10	0	.286	2013
Angier	1	1	1	0	.500	1976	Dixon	12	0	12	0	.000	2023	Hough	12	20	12	0	.625	2023
Anson County	22	20	22	0	.476	2023	Draughn	6	6	6	0	.500	2023	Hunt	33	35	33	0	.515	2023
Apex	15	6	15	0	.286	2023	Dudley	28	59	23	1	.720	2023	Huss, Hunter	28	16	28	0	.364	2023
Apex Friendship	3	2	3	0	.400	2023	Dunn	3	0	3	0	.000	1982	Independence	30	63	22	1	.733	2023
Arday Kell	13	7	13	0	.350	2023	Durham	3	1	3	0	.250	1994	Jacksonville	38	46	37	0	.554	2023
Ashbrook	35	25	34	1	.417	2023	East Bladen	36	49	35	1	.576	2023	Jamesville	16	4	16	0	.200	2009
Ashe County	19	3	19	0	.136	2022	East Burke	18	10	18	0	.357	2015	Jefferson, Thomas	11	9	11	0	.450	2023
Asheboro	20	8	20	0	.286	2015	East Carteret	20	16	20	0	.444	2022	Jones	18	15	18	0	.455	2022
Asheville	34	44	32	0	.579	2023	East Chapel Hill	4	0	4	0	.000	2012	Jordan-Matthews	31	15	31	0	.326	2013
Ashley	6	2	6	0	.250	2023	East Columbus	14	5	14	0	.263	2023	Jordan, C.E.	17	10	17	0	.370	2023
Athens Drive	9	2	9	0	.182	2017	East Davidson	11	0	11	0	.000	2023	Julius Chambers	21	34	19	0	.642	2023
Atkins	2	0	2	0	.000	2013	East Duplin	29	43	28	0	.606	2023	Kenan, James	32	44	30	0	.595	2023
Aurora	2	0	1	1	.000	1974	East Forsyth	33	39	32	0	.549	2023	Kestrel Heights	1	0	1	0	.000	2014
Avery County	30	12	30	0	.286	2023	East Gaston	15	7	15	0	.318	2023	Kings Mountain	22	34	22	0	.607	2023
Aycock, C.B.	15	5	15	0	.250	2023	East Henderson	16	12	16	0	.429	2018	Kinston	24	22	24	0	.478	2023
Ayden-Grifton	32	38	32	0	.543	2019	East Lincoln	27	40	24	0	.625	2023	KIPP Pride	6	2	6	0	.250	2022
Bandys	24	33	24	0	.579	2023	East Mecklenburg	22	13	21	1	.371	2017	Knapp	1	0	1	0	.000	1975
Bartlett-Yancey	5	0	5	0	.000	2022	East Montgomery	29	23	29	0	.442	2017	Knightdale	9	5	9	0	.357	2022
Bath	8	4	8	0	.333	1988	East Rowan	11	6	11	0	.353	2018	Lake Norman	15	5	15	0	.250	2023
Bear Grass Charter	4	1	4	0	.200	2023	East Rutherford	23	16	23	0	.410	2023	Lake Norman Charter	5	1	5	0	.167	2015
Beaver Creek	8	0	8	0	.000	1995	East Surry	37	35	36	0	.493	2023	Lakewood	35	31	35	1	.463	2023
Beddingfield	25	16	25	0	.390	2023	East Wake	23	10	23	0	.303	2021	Laney	24	12	24	0	.333	2023
Belhaven	2	1	2	0	.333	1976	East Wilkes	35	12	35	0	.255	2023	Ledford	28	17	28	0	.378	2023
Berry Academy	6	2	6	0	.250	2012	Eastern Alamance	28	43	28	0	.606	2023	Lee County	24	18	24	0	.429	2022
Bertie	27	26	25	0	.510	2023	Eastern Guilford	17	10	16	0	.385	2023	Leesville Road	20	21	20	0	.512	2023
Bessemer City	21	12	21	0	.364	2023	Eastern Randolph	33	52	31	0	.627	2023	Lejeune	24	14	24	0	.368	2022
Bishop McGuinness	12	2	12	0	.143	2023	Eastern Wayne	17	4	17	0	.190	2023	Lexington	29	31	27	0	.534	2023
Bladenboro	11	10	11	0	.476	1996	Edneyville	4	1	4	0	.200	1992	Lillington	1	0	1	0	.000	1972
Boone Trail	2	0	2	0	.000	1975	Elkin	34	40	30	0	.571	2023	Lincolnton	36	54	34	1	.607	2023
Brevard	32	28	30	0	.483	2023	Enka	9	2	9	0	.182	2021	Littlefield	8	3	8	0	.273	1990
Britt, Jack	21	29	21	0	.580	2023	Enloe	12	0	12	0	.000	2018	Louisburg	21	17	21	0	.447	2023
Broughton	17	5	17	0	.227	2022	Erwin, Clyde	24	18	24	0	.429	2023	Lumberton	10	4	10	0	.286	2015
Brown, A.L.	40	55	38	0	.591	2023	Fairmont	20	13	19	0	.406	2019	Madison	10	3	10	0	.231	2023
Bunker Hill	21	11	21	0	.344	2023	Farmville Central	31	34	31	0	.523	2023	Madison-Mayodan	1	0	1	0	.000	1984
Bunn	30	30	30	0	.500	2022	Fike	25	16	24	0	.400	2023	Maiden	43	54	42	0	.563	2023
Burns	26	37	25	0	.597	2023	First Flight	9	2	9	0	.182	2018	Mallard Creek	14	31	11	0	.738	2023
Butler, David	25	45	22	0	.672	2023	Foard, Fred T.	13	3	12	0	.200	2018	Manteo	29	26	29	0	.473	2020
Byrd, Douglas	26	46	26	0	.639	2013	Forbush	17	4	17	0	.190	2021	Martin County	1	0	1	0	.000	2023
Camden County	29	18	29	0	.383	2023	Forest Hills	39	47	38	0	.553	2023	Marvin Ridge	14	3	14	0	.176	2023
Cape Fear	18	12	18	0	.400	2023	Forestview	19	6	19	0	.240	2022	Mattamuskeet	15	0	15	0	.000	2016
Cape Hatteras	7	0	7	0	.000	2012	Franklin	25	25	25	0	.500	2022	Maxton	8	9	7	0	.563	1980
Cardinal Gibbons	16	28	15	0	.651	2023	Franklinton	21	5	21	0	.192	2022	McDowell County	18	3	18	0	.143	2018
Carrboro	4	6	4	0	.600	2018	Freedom	29	13	29	0	.310	2022	McMichael, Dalton	8	1	8	0	.111	2022
Carson, Jesse	7	1	7	0	.125	2022	Fuquay-Varina	38	31	37	0	.456	2023	Middle Creek	19	19	19	0	.500	2023
Carver	24	38	22	0	.633	2023	Garinger	6	4	6	0	.400	2010	Midway	37	31	36	0	.463	2023
Cary	21	9	21	0	.300	2012	Garner	39	38	38	0	.500	2023	Millbrook	36	33	36	0	.478	2023
Cedar Ridge	4	6	4	0	.600	2010	Gaston	5	3	5	0	.375	1980	Mitchell	24	30	24	0	.556	2023
Central Academy	3	1	3	0	.250	2012	Gates County	36	18	36	1	.327	2023	Monroe	34	46	33	0	.582	2023
Central Cabarrus	13	5	13	0	.278	2019	Glen Alpine	1	1	1	0	.500	1972	Mooresville	31	24	31	0	.436	2023
Central Davidson	17	6	17	0	.261	2023	Glenn	19	15	19	0	.441	2021	Morehead	16	7	16	0	.304	2022
Chapel Hill	23	7	23	0	.233	2023	Goldsboro	27	20	27	0	.426	2022	Mount Airy	46	63	43	0	.594	2023
Charlotte Catholic	40	85	30	0	.739	2023	Graham	15	13	15	0	.464	2017	Mount Pleasant	23	18	23	0	.439	2023
Chase	15	10	14	0	.417	2023	Graham, John	2	0	2	0	.000	1973	Mount Tabor	27	46	26	0	.639	2023
Chatham Central	13	2	13	0	.133	2023	Grannville Central	7	2	7	0	.222	2019	Mountain Heritage	23	25	23	0	.521	2023
Cherokee	32	28	31	0	.475	2023	Grays Creek	14	7	14	0	.333	2023	Mountain Island	6	6	6	0	.500	2023
Cherryville	18	3	18	0	.143	2023	Green Hope	10	7	10	0	.412	2020	Murfreesboro	2	0	2	0	.000	1987
Chocowinity	9	1	9	0	.100	1998	Greene Central	29	11	29	0	.275	2023	Murphy	38	59	28	0	.678	2023
Christ the King	4	1	4	0	.200	2023	Grimsley	22	33	20	0	.623	2023	Myers Park	21	20	21	0	.488	2023
Clarkton	8	8	8	0	.500	1991	Hallsboro	4	1	4	0	.200	1983	Nash Central	14	13	14	0	.481	2023
Clayton	36	36	35	0	.507	2023	Harding	14	17	13	0	.567	2017	New Bern	30	49	26	1	.645	2023
Cleveland	13	23	13	0	.639	2023	Harnett Central	16	8	16	0	.333	2023	New Hanover	31	34	30	0	.531	2023
Clinton	44	87	38	0	.696	2023	Harris	1	0	1	0	.000	1972	Newton-Conover	30	37	29	0	.561	2021
Columbia	20	10	20	0	.333	2017	Havelock	36	59	33	0	.641	2023	Norlina	4	0	4	0	.000	1980
Comm. Sch. Davidson	9	5	9	0	.357	2023	Hayesville	30	18	30	0	.375	2023	North Brunswick	24	17	24	0	.415	2023
Concord	31	52	29	0	.642	2021	Hendersonville	40	43	40	0	.518	2022	North Buncombe	13	5	13	0	.278	2019
Conley, D.H.	22	10	22	0	.313	2022	Heritage	11	6	11	0	.353	2023	North Davidson	26	24	26	0	.480	2023
Corinth Holders	5	1	5	0	.167	2021	Hertford County	29	28	29	0	.491	2023	North Duplin	31	40	29	1	.571	2023
Corvian Community	1	1	1	0	.500	2023	Hibriten	25	35	24	0	.593	2023	North Edgecombe	36	62	34	0	.646	2023
Cox Mill	9	2	9	0	.182	2023	Hickory	28	20	26	1	.435	2023	North Forsyth	16	6	16	0	.273	2021
Cramer, Stuart	5	1	5	0	.167	2022	Hickory Ridge	12	5	12	0	.294	2023	North Gaston	8	6	8	0	.429	202



FOOTBALL STATE PLAYOFF RECORDS (SINCE 1972)



After 2023 Regionals

TEAM	APP	W	L	T	%	LAST	TEAM	APP	W	L	T	%	LAST	TEAM	APP	W	L	T	%	LAST
North Johnston	16	6	16	0	.273	2023	Rose, J.H.	34	59	34	0	.634	2023	Wake Forest	24	43	21	0	.672	2023
North Lenoir	9	1	9	0	.100	2021	Roseboro-Salemburg	1	0	1	0	.000	1973	Wakefield	18	9	18	0	.333	2021
North Lincoln	10	7	10	0	.412	2023	Rosewood	36	28	36	0	.438	2023	Walkertown	6	5	6	0	.455	2022
North Mecklenburg	19	7	19	0	.269	2023	Rosman	34	29	34	0	.460	2018	Wallace-Rose Hill	40	87	32	0	.731	2023
North Moore	26	15	26	0	.366	2023	Ross, Reid	8	5	7	0	.417	1984	Warren County	20	8	20	0	.286	2023
North Pitt	20	8	20	0	.286	2023	Rowland	3	1	3	0	.250	1980	Washington	29	28	27	0	.509	2023
North Rowan	32	27	32	0	.458	2023	Salisbury	23	36	21	0	.632	2023	Washington County	3	3	4	0	.429	2022
North Stanly	10	5	10	0	.333	2023	Sanderson	14	3	14	0	.176	2022	Watauga	21	22	21	0	.512	2023
North Stokes	15	4	15	0	.211	2022	Sanford	4	2	2	1	.400	1976	Webb, J.F.	15	12	15	0	.444	2010
North Surry	27	2	27	0	.069	2023	Sanford, Terry	27	25	27	0	.481	2023	Weddington	18	36	15	0	.706	2023
North Wilkes	13	1	13	0	.071	2022	Saratoga	1	2	1	0	.667	1972	Weldon	23	10	23	0	.303	2023
Northampton	11	19	11	0	.633	2023	Scotland County	30	47	29	0	.618	2023	West Bladen	7	1	7	0	.125	2021
Northampton-East	16	6	16	0	.273	2011	Seventy-First	31	48	27	1	.632	2023	West Brunswick	30	27	29	1	.474	2021
Northampton-West	22	22	22	0	.500	2011	Shelby	40	120	28	0	.811	2023	West Caldwell	16	9	16	0	.360	2017
Northeast Guilford	31	25	31	0	.446	2023	Smith, Ben L.	12	5	12	0	.294	2017	West Carteret	20	4	20	0	.167	2023
Northeastern	30	43	30	0	.589	2023	Smith, E.E.	21	21	21	0	.500	2019	West Charlotte	35	57	34	0	.626	2023
Northern Durham	41	39	40	0	.494	2021	Smithfield-Selma	18	9	18	0	.333	2022	West Columbus	20	11	20	0	.355	2023
Northern Guilford	11	29	7	0	.806	2021	Smoky Mountain	22	5	22	0	.185	2023	West Craven	31	37	31	0	.544	2023
Northern Nash	14	23	14	0	.622	2023	South Brunswick	13	6	13	0	.316	2022	West Davidson	17	5	17	0	.227	2010
Northern Vance	12	4	12	0	.250	2008	South Caldwell	16	11	16	0	.407	2021	West Edgecombe	1	1	1	0	.500	1976
Northside-Jacksonville	18	27	18	0	.600	2022	South Central	9	3	9	0	.250	2019	West Forsyth	30	24	30	0	.444	2023
Northside-Pinetown	30	21	29	0	.420	2023	South Columbus	26	36	26	0	.581	2021	West Henderson	25	13	25	0	.342	2023
Northwest Ashe	5	0	5	0	.000	1995	South Creek	8	4	8	0	.333	2022	West Iredell	14	3	14	0	.176	2023
Northwest Cabarrus	20	17	20	0	.459	2023	South Davidson	12	0	12	0	.000	2023	West Johnston	7	2	7	0	.222	2021
Northwest Guilford	17	6	17	0	.261	2023	South Garner	1	0	1	0	.000	2023	West Lincoln	14	4	14	0	.222	2023
Northwest Halifax	11	0	11	0	.000	2023	South Granville	19	13	19	0	.406	2023	West Mecklenburg	20	6	20	0	.231	2022
Northwood	21	14	21	0	.400	2023	South Iredell	24	16	23	0	.410	2022	West Montgomery	32	39	32	0	.549	2017
Oak Grove	5	4	5	0	.444	2023	South Johnston	16	9	16	0	.360	2023	West Rowan	26	37	23	0	.617	2023
Olympic	22	8	22	0	.267	2022	South Lenoir	5	0	5	0	.000	2010	West Stanly	18	3	18	0	.143	2023
Orange	18	12	18	0	.400	2023	South Mecklenburg	15	14	14	1	.483	2021	West Stokes	19	17	18	0	.486	2023
Orrum	3	0	3	0	.000	1988	South Point	30	56	26	0	.683	2023	West Wilkes	17	5	17	0	.227	2016
Overhills	8	2	8	0	.200	2023	South Robeson	28	22	28	0	.440	2017	Western Alamance	28	38	27	1	.576	2023
Owen, Charles D.	29	29	29	0	.500	2021	South Rowan	16	7	16	0	.304	2009	Western Guilford	23	23	22	0	.511	2012
Page	42	58	36	1	.611	2023	South Stanly	33	17	33	0	.340	2023	Western Harnett	8	3	8	0	.273	2009
Pamlico	29	26	29	0	.473	2023	South Stokes	17	11	17	1	.379	2023	Westover	10	5	10	0	.333	2022
Panther Creek	10	9	10	0	.474	2022	South View	25	39	24	0	.619	2023	Wheatmore	5	2	5	0	.286	2018
Parkland	23	20	23	0	.465	2019	Southeast Alamance	1	2	1	0	.667	2023	White Oak	19	12	17	1	.400	2023
Parkwood	17	8	17	0	.320	2023	Southeast Guilford	23	17	23	0	.425	2022	Whiteville	36	51	35	0	.593	2023
Pasquotank	8	0	8	0	.000	2014	Southeast Halifax	21	12	21	0	.364	2023	Wilkes Central	17	8	17	0	.320	2022
Patton	6	2	6	0	.250	2018	Southeast Raleigh	17	11	17	0	.393	2023	Wilkinson, John	3	2	3	0	.400	1986
Pender County	20	21	20	0	.512	2023	Southern Alamance	19	15	19	0	.441	2023	Williams, Walter	36	45	32	0	.584	2023
Perquimans	28	16	28	0	.364	2023	Southern Durham	32	38	31	0	.551	2023	Williamston	22	35	20	0	.636	2009
Person	21	5	20	0	.200	2023	Southern Guilford	22	12	22	0	.353	2022	Wilson Prep	2	2	2	0	.500	2023
Piedmont	10	7	10	0	.412	2015	Southern Lee	8	1	8	0	.111	2023	Winston-Salem Prep	5	2	5	0	.286	2022
Pine Forest	27	18	27	0	.400	2023	Southern Nash	24	24	24	0	.500	2023	Zebulon	3	0	3	0	.000	1987
Pine Lake Prep	7	3	7	0	.300	2023	Southern Vance	14	16	13	0	.552	2013							
Pinecrest	16	44	16	0	.733	2023	Southern Wayne	11	4	11	0	.267	2011							
Pisgah	38	41	36	1	.526	2023	Southside	18	27	18	0	.600	2023							
Plymouth	25	40	23	1	.625	2017	Southwest Edgecombe	29	33	29	0	.532	2023							
Polk County	26	19	26	0	.422	2023	Southwest Guilford	15	3	15	0	.167	2022							
Porter Ridge	12	20	12	0	.625	2023	Southwest Onslow	39	73	35	0	.676	2023							
Princeton	25	25	25	0	.500	2023	SW Randolph	8	0	8	0	.000	2023							
Prospect	2	0	2	0	.000	1979	Spring Creek	10	0	10	0	.000	2016							
Providence	23	13	23	0	.361	2023	St. Pauls	30	25	30	0	.455	2023							
Providence Grove	12	1	12	0	.077	2023	St. Stephens	10	2	10	0	.167	2022							
R-S Central	11	4	11	0	.267	2019	Starmount	38	50	37	0	.575	2023							
Ragsdale	30	41	27	1	.594	2019	Statesville	34	37	34	0	.521	2023							
Randleman	29	26	29	0	.473	2023	Stoneville	1	0	1	0	.000	1973							
Reagan	9	4	9	0	.308	2023	Sun Valley	16	15	16	0	.484	2023							
Red Springs	28	14	28	0	.333	2023	Surry Central	18	2	18	0	.100	2021							
Reidsville	36	96	27	1	.780	2023	Swain County	42	97	34	0	.740	2023							
Reynolds, A.C.	33	60	30	0	.667	2023	Swansboro	10	3	10	0	.231	2013							
Reynolds, R.J.	12	6	11	1	.333	2018	Swett, Purnell	13	3	13	0	.188	2023							
Richlands	24	14	24	0	.368	2023	Sylva-Webster	9												



STATE CHAMPIONSHIP APPEARANCES (SINCE 1972)



TEAM	APP	W	L	T	%	LAST	TEAM	APP	W	L	T	%	LAST	TEAM	APP	W	L	T	%	LAST
Ahoskie	3	0	3	0	.000	1986	High Point Central	3	2	1	0	.667	1999	Richmond Senior	8	7	1	0	.875	2008
Albemarle	5	5	0	0	1.000	2010	Hillside	1	1	0	0	1.000	2010	Riverside	1	0	1	0	.000	2006
Andrews, T.W.	5	4	1	0	.800	2013	Hobbtton	1	1	0	0	1.000	1993	Roanoke	2	1	1	0	.500	1990
Ashbrook	2	2	0	0	1.000	2002	Hoggard, John T.	2	1	0	0	1.000	2023	Robbinsville	16	14	2	0	.875	2019
Asheville	2	1	1	0	.500	2005	Holmes, John A.	1	0	1	0	.000	2016	Robersonville	1	0	1	0	.000	1974
Ayden-Grifton	1	0	1	0	.000	2011	Hunt, James	1	0	1	0	.000	2004	Rocky Mount	3	1	2	0	.333	2016
Bandys	3	0	3	0	.000	2003	Independence	8	7	1	0	.875	2007	Rocky Ridge	1	0	1	0	.000	1977
Bath	1	0	1	0	.000	1982	Jacksonville	4	1	3	0	.250	2018	Rolesville	1	0	1	0	.000	2020
Bertie	3	2	1	0	.667	2000	Jamesville	1	1	0	0	1.000	1984	Rose	8	5	3	0	.625	2021
Brevard	1	1	0	0	1.000	1982	Jones	1	0	1	0	.000	2011	Rosewood	3	0	3	0	.000	1991
Britt, Jack	4	0	4	0	.000	2012	Julius Chambers	4	2	2	0	.500	2021	Rosman	2	0	2	0	.000	1997
Brown, A. L.	5	2	3	0	.400	2008	Kenan, James	3	2	1	0	.667	2013	Ross, Reid	1	0	1	0	.000	1972
Bunn	1	0	1	0	.000	2015	Kings Mountain	1	0	1	0	.000	1998	Salisbury	3	2	1	0	.667	2020
Burns	1	1	0	0	1.000	1994	Kinston	2	0	2	0	.000	2015	Sanford	3	1	1	1	.500	1974
Butler, David	3	3	0	0	1.000	2012	Lakewood	1	0	1	0	.000	1992	Sanford, Terry	2	0	2	0	.000	1985
Byrd, Douglas	6	0	6	0	.000	2008	Laney, E.A.	1	0	1	0	.000	2001	Saratoga	1	0	1	0	.000	1972
Cape Fear	1	0	1	0	.000	2016	Lee County	1	0	1	0	.000	2019	Scotland	4	1	3	0	.250	2018
Cardinal Gibbons	3	1	2	0	.333	2021	Leesville Road	1	0	1	0	.000	2019	Seventy-First	4	2	0	1	.833	2023
Carrboro	1	0	1	0	.000	2012	Lexington	3	2	1	0	.667	1986	Shelby	16	12	4	0	.750	2021
Carver	3	2	1	0	.667	2010	Lincolnton	5	2	3	0	.400	2011	Smith, Ben	1	0	1	0	.000	1973
Charlotte Catholic	12	8	4	0	.667	2020	Maiden	2	1	1	0	.500	1992	South Caldwell	1	0	1	0	.000	1977
Cherokee	2	1	1	0	.500	2019	Mallard Creek	4	3	1	0	.750	2017	South Columbus	1	0	1	0	.000	2007
Clayton	3	1	2	0	.333	1989	Manteo	2	0	2	0	.000	2006	South Iredell	1	1	0	0	1.000	2012
Cleveland	1	0	1	0	.000	2020	Maxton	1	1	0	0	1.000	1975	South Johnston	1	0	1	0	.000	2009
Clinton	11	5	5	0	.500	2023	Midway	2	1	1	0	.500	1988	South Mecklenburg	1	1	0	0	1.000	1981
Columbia	1	0	1	0	.000	1987	Mitchell	2	0	2	0	.000	2021	South Point	4	3	1	0	.750	2015
Concord	4	2	2	0	.500	2013	Monroe	3	1	2	0	.333	2015	South View	3	1	2	0	.333	2004
Crest	10	6	4	0	.600	2015	Mount Airy	5	2	2	0	.500	2023	Southeast Guilford	1	0	1	0	.000	2018
Creswell	1	0	1	0	.000	1983	Mount Tabor	3	1	2	0	.333	2020	Southern Durham	2	1	1	0	.500	2015
Cummings	9	5	4	0	.556	2006	Mountain Heritage	2	0	2	0	.000	2020	Southern Nash	1	0	1	0	.000	2019
Currituck	2	0	2	0	.000	1989	Murphy	13	10	3	0	.769	2020	Southern Vance	1	1	0	0	1.000	2007
Davie County	1	0	1	0	.000	2010	New Bern	6	3	3	0	.500	2014	Southside	2	0	2	0	.000	2004
Dudley	7	5	2	0	.714	2021	New Hanover	1	1	0	0	1.000	2017	Southwest Onslow	7	4	3	0	.571	2012
East Bladen	2	0	1	1	.250	2008	Newton-Conover	3	1	2	0	.333	2009	St. Pauls	1	0	1	0	.000	2020
East Carteret	1	0	1	0	.000	1983	North Davidson	1	0	1	0	.000	2018	Starmount	2	1	1	0	.500	2014
East Duplin	2	1	1	0	.500	2022	North Duplin	4	1	3	0	.250	2017	Statesville	1	0	1	0	.000	1990
East Forsyth	3	3	0	0	1.000	2019	North Edgecombe	6	2	4	0	.333	2003	Swain County	11	8	3	0	.727	2012
East Lincoln	4	3	1	0	.750	2022	North Gaston	1	0	1	0	.000	2007	Sylva-Webster	3	3	0	0	1.000	1980
East Mecklenburg	2	1	1	0	.500	1977	North Rowan	1	0	1	0	.000	1992	Tabor City	3	0	3	0	.000	1986
East Surry	3	1	2	0	.333	2020	Northampton County	1	0	1	0	.000	2019	Tarboro	14	8	5	0	.615	2023
Eastern Alamance	2	0	2	0	.000	2010	Northampton-West	1	0	1	0	.000	2005	Thomasville	10	7	3	0	.700	2008
Eastern Guilford	1	0	1	0	.000	2016	Northeast Guilford	2	0	2	0	.000	2003	Tuscola	1	0	0	1	.500	1972
Eastern Randolph	4	2	2	0	.500	2006	Northeastern	3	0	3	0	.000	2019	Wake Forest	6	3	3	0	.500	2018
Elkin	4	4	0	0	1.000	2006	Northern Durham	2	1	1	0	.500	1993	Wallace-Rose Hill	11	7	4	0	.636	2021
Erwin	1	0	1	0	.000	1976	Northern Guilford	4	4	0	0	1.000	2014	Washington	1	0	1	0	.000	2014
Erwin, Clyde	1	0	1	0	.000	1981	Northern Nash	2	0	2	0	.000	2022	Watauga	1	1	0	0	1.000	1978
Farmville Central	1	0	1	0	.000	2003	Northside	2	0	2	0	.000	2020	Weddington	5	3	1	0	.750	2019
Fike, Ralph	1	0	1	0	.000	2002	Northside-Jacksonville	1	0	1	0	.000	2016	West Brunswick	3	2	1	0	.667	1993
Forest Hills	2	1	1	0	.500	1985	Page	8	4	3	1	.563	2016	West Charlotte	7	1	6	0	.143	2006
Franklin	1	1	0	0	1.000	1976	Pamlico County	1	0	1	0	.000	2018	West Craven	1	0	1	0	.000	2008
Fuquay-Varina	1	0	1	0	.000	1985	Parkland	1	1	0	0	1.000	2001	West Forsyth	1	0	1	0	.000	1990
Garner	3	1	2	0	.333	2011	Pender	1	0	1	0	.000	2010	West Montgomery	3	0	3	0	.000	2016
Graham	2	1	1	0	.500	2000	Pisgah	2	2	0	0	1.000	1976	West Rowan	4	3	1	0	.750	2011
Grimsley	3	1	1	0	.500	2022	Plymouth	6	3	3	0	.500	2016	West Stokes	1	1	0	0	1.000	2011
Harding	2	1	1	0	.500	2017	Porter Ridge	2	0	2	0	.000	2012	Western Alamance	4	1	3	0	.250	2007
Harnett Central	1	0	1	0	.000	2009	Princeton	2	0	2	0	.000	1979	Western Guilford	1	1	0	0	1.000	1977
Havelock	8	3	5	0	.375	2020	Ragsdale	4	1	2	1	.375	2000	Whiteville	4	1	3	0	.250	1987
Hertford County	1	0	1	0	.000	1988	Randleman	3	3	0	0	1.000	1983	Wilkinson, John	1	0	1	0	.000	1981
Hibriten	1	1	0	0	1.000	2017	Reidsville	13	9	3	0	.769	2023	Williams, Walter	7	4	3	0	.571	2005
Hickory	2	1	0	0	1.000	2023	Reynolds, A. C.	4	3	1	0	.750	2009	Williamston	6	2	4	0	.333	2008



FOOTBALL STATE CHAMPIONSHIP LIST



OPEN

1913	Raleigh
1914	Raleigh
1915	Raleigh
1916	Charlotte
1917	Charlotte
1918	-----
1919	Chapel Hill
1920	Chapel Hill
1921	Fayetteville
1922	Asheville
1923	Charlotte
1924	Rockingham
1925	Gastonia
1926	Sanford
1927	Wilmington New Hanover
1928	Wilmington New Hanover

PLAY WENT TO CLASS A AND B IN 1929

	CLASS A	CLASS B	SIX-MAN
1929	Charlotte	Concord	
1930	Charlotte	Reidsville	
1931	Durham	Reidsville	
1932	Charlotte	Reidsville	
1933	Durham	Elizabeth City	
1934	Durham, Greensboro*	Edenton	
1935	Raleigh	Mount Airy	
1936	Charlotte	Mills Home	
1937	Charlotte	Reidsville	
1938	Durham, Greensboro*	Mount Airy	
1939	Durham	Reidsville	
1940	Greensboro	Reidsville	Selma

PLAY WENT TO CLASS AA, A AND B IN 1941

	CLASS AA	CLASS A	CLASS B	SIX-MAN
1941	Raleigh, High Point*	Laurinburg		Bessemer
1942	Greensboro	Mount Airy		
1943	Charlotte	Reidsville, Laurinburg*		Curry
1944	Wilson	Laurinburg		
1945	Raleigh	Reidsville		Junior Home, Lexington
1946	Wilson	Mount Airy		
1947	Fayetteville	Henderson		Junior Home, Lexington
1948	Fayetteville	Mount Airy		Clemmons
1949	Durham	Henderson	Fairmont	Southern Pines

CLASSIFICATIONS WERE CHANGED TO CLASS AAA, AA, AND A IN 1950

	CLASS AAA	CLASS AA	CLASS A	SIX-MAN
1950	Durham	Reidsville	Williamston	Drexel
1951	Wilmington	Lumberton	Ahoskie	Candor
1952	R.J. Reynolds	Harding	Ahoskie	Clayton
1953	Durham, R.J. Reynolds*	Harding	Massey Hill	Old Town
1954	Greensboro	Reidsville	Edenton	Southern Pines
1955	Salisbury	Kinston	Cary	Southern Pines

CLASS AA-C WAS ADDED IN 1956

	CLASS AAA	CLASS AA	CLASS A	SIX-MAN	AA-C
1956	Fayetteville, Greensboro*	Canton	Edenton	Aberdeen	Granite Falls
1957	Salisbury	Elizabeth City	Edenton	Clarkton	Morehead City
1958	R.J.Reynolds, Wilson*	Morehead	Andrews	Bath	Williamston

* tie, co-champions



FOOTBALL STATE CHAMPIONSHIP LIST



	CLASS AAAA	CLASS AAA	CLASS AA	CLASS A	8-MAN
1959	Garinger	Rockingham	Smithfield	Beaufort	Bath
1960	Greensboro	Brevard	Edenton	James Kenan	Bath
1961	Raleigh	Greenville (1) Canton (2)	Ahoskie (1) Hanes (2) Appalachian (3) Glen Alpine (4)	Windsor (1) Rohanen (2) Allen Jay (3)	Clarkton
1962	Rocky Mount	Rockingham (1) Brevard (2)	Elizabethtown (1) Jamestown (2) Appalachian (3)	Windsor (1) James Kenan (2) Sumner,East Surry* Glen Alpine (4)	Southport
1963	Rocky Mount	Rockingham (1) Reidsville,Brevard *	Hertford (1) Elizabethtown(2) Mount Holly (3) Sylva-Webster (4)	Murfreesboro (1) Weldon (2) East Surry (3) Andrews (4)	Southport
1964	R.J. Reynolds	Rockingham(1) Waynesville(2)	Edenton (1) Elizabethtown(2) Mt.Pleasant (3) Appalachian(4)	Farmville(1) Aberdeen (2) Glen Alpine (3) Andrews(4)	Southport
1965	Durham (1) Myers Park (2)	Tarboro (1) Graham (2)	Edenton (1) Whiteville(2) Siler City,J-Matthews(3) Surry Central(4) Sylva-Webster(5)	Ayden (1) Littlefield(2) Glen Alpine(3) Robbinsville (4)	
1966	Broughton(1) S.Mecklenburg (2)	Sanford (1) Pisgah (2)	Ahoskie (1) Stedman (2) North Davidson (3) Sylva-Webster(4)	Ayden (1) Liberty (2) Andrews (3)	
1967	Fike	Sanford (East) Elkin(West)	Edenton,S.Wayne* Mt.Holly (West)	Ayden (East) Andrews (West)	
1968	Fike	Sanford (East) Mt.Airy (West)	Rohanen (East) Hendersonville(West)	Ayden	
1969	Fike	Northeastern (East) Reidsville (West)	Edenton (East) Hendersonville(West)	Robbinsville	
1970	Broughton	71st(East) Reidsville (West)	Ahoskie (East) Murphy (West)	Robbinsville	
1971	North Forsyth	Havelock (East) Pisgah (West)	Gates County (East) Maiden (West)	Robersonville	

From 1961 through 1971, play did not culminate in a state champion in all classifications.

Regional champions are indicated by the number of their respective regions in parentheses, or by Eastern and Western champions when that was as far as a team could advance. *indicates co-champions.



FOOTBALL STATE CHAMPIONSHIP LIST



	CLASS AAAA	CLASS AAA	CLASS AA	CLASS A
1972	T.Wingate Andrews	Sanford,Tuscola*	Sylva-Webster	North Duplin
1973	Sanford Central	Ragsdale, E.Bladen*	Sylva-Webster	Robbinsville
1974	Gastonia Ashbrook	Ragsdale	Murphy	Robbinsville
1975	Rose	Pisgah	Roanoke	Maxton
1976	T.Wingate Andrews	Pisgah	Franklin	Robbinsville
1977	East Mecklenburg	Western Guilford	Charlotte Catholic	Robbinsville
1978	Richmond County	Watauga	Maiden	Midway
1979	High Point Central	South Point	Swain County	Robbinsville
1980	Greensboro Page	Walter Williams	Sylva-Webster	Robbinsville
1981	South Mecklenburg	Walter Williams	Randleman	Robbinsville
1982	Jacksonville	Brevard	Randleman	Robbinsville
1983	Greensboro Page	Eastern Randolph	Randleman	Robbinsville
1984	Page, 71st*	Tarboro	Forest Hills	Jamesville
1985	Greensboro Page	Walter Williams	Lexington	Swain County
1986	Seventy-First	Shelby	Lexington	Murphy
1987	Garner	Shelby	Whiteville	Murphy
1988	Richmond Senior	Hugh M. Cummings	Thomasville	Swain County
1989	Richmond Senior	A.L. Brown	Clayton	Swain County
1990	Richmond Senior	Hugh M. Cummings	Clinton	Swain County
1991	South View	T.Wingate Andrews	Thomasville	Murphy
1992	East Forsyth	Hugh M. Cummings	West Brunswick	Robbinsville
1993	Northern Durham	West Brunswick	Lincolnton	Hobbs
1994	Crest	Burns	Wallace-Rose Hill	North Edgecombe
1995	West Charlotte	Bertie	Thomasville	Williamston
1996	Crest	Hickory	Clinton	Murphy
1997	Richmond Senior	A.L.Brown	Clinton	North Edgecombe
1998	Richmond Senior	Carver	Shelby	Starmount
1999	A.C.Reynolds	Walter Williams	High Point Central	Williamston
2000	Independence	Bertie	Southwest Onslow	Graham
2001	Independence	Parkland	Clinton	1-A: Swain Co
				1-AA: Albemarle
2002	4-A: A.C. Reynolds	3-A: Carver	2-A: Cummings	1-A: Elkin
	4-AA:Independence	3-AA: Ashbrook	2-AA: Reidsville	1-AA: Albemarle
2003	4-A: Rose	3-A: South Point	2-A: Southwest Onslow	1-A: Elkin
	4-AA:Independence	3-AA: Crest	2-AA: Reidsville	1-AA: Albemarle
2004	4-A: Rose	3-A: Concord	2-A: Southwest Onslow	1-A: Swain
	4-AA: Independence	3-AA: Crest	2-AA: Charlotte Catholic	1-AA: Thomasville
2005	4-A: Rose	3-A: Asheville	2-A: Clinton	1-A: Elkin
	4-AA: Independence	3-AA: Charlotte Catholic	2-AA: Shelby	1-AA: Thomasville
2006	4-A: Rose	3-A: Concord	2-A: Cummings	1-A: Elkin
	4-AA: Independence	3-AA: Eastern Randolph	2-AA: Shelby	1-AA: Thomasville
2007	4-A: Hoggard	3-A: Western Alamance	2-A: Lincolnton	1-A: Plymouth
	4-AA: New Bern	3-AA: Dudley	2-AA: Reidsville	1-AA: James Kenan
2008	4-A: Seventy-First	3-A: West Rowan	2-A: Newton-Conover	1-A: Mount Airy
	4-AA: Richmond	3-AA: Dudley	2-AA: Reidsville	1-AA: Thomasville
2009:	4-A: A.C. Reynolds	3-A: West Rowan	2-A: Tarboro	1-A: Wallace-Rose Hill
	4-AA: David Butler	3-AA: South Point	2-AA: Reidsville	1-AA: Albemarle
2010:	4-A: Hillside	3-A: West Rowan	2-A: Tarboro	1-A: Wallace-Rose Hill
	4-AA: David Butler	3-AA: Northern Guilford	2-AA: Salisbury	1-AA: Albemarle
2011:	4-A: Scotland	3-A: Havelock	2-A: Tarboro	1-A: Murphy
	4-AA: Page	3-AA: Northern Guilford	2-AA: West Stokes	1-AA: Swain County
2012:	4-A: New Bern	3-A: Havelock	2-A: East Lincoln	1-A: Plymouth
	4-AA: David Butler	3-AA: Northern Guilford	2-AA: South Iredell	1-AA: Southwest Onslow
2013:	4-A: Dudley	3-A: Havelock	2-A: T.W. Andrews	1-A: Murphy
	4-AA: Mallard Creek	3-AA: Southern Durham	2-AA: Shelby	1-AA: James Kenan
2014:	4-A: New Bern	3-A: Crest	2-A: Shelby	1-A: Robbinsville
	4-AA: Mallard Creek	3-AA: Northern Guilford	2-AA: East Lincoln	1-AA: Wallace-Rose Hill
2015:	4-A: Charlotte Catholic	3-A: Rocky Mount	2-A: Shelby	1-A: Plymouth
	4-AA: Mallard Creek	3-AA: Crest	2-AA: Monroe	1-AA: Wallace-Rose Hill
2016;	4-A: Greensboro Dudley	3-A: South Point	2-A: Reidsville	1-A: Murphy
	4-AA: Wake Forest	3-AA: Weddington	2-AA: Shelby	1-AA: Wallace-Rose Hill
2017:	4-A: Harding University	3-A: Charlotte Catholic	2-A: Wallace-Rose Hill	1-A: Cherokee
	4-AA: Wake Forest	3-AA: New Hanover	2-AA: Hibernia	1-AA: Tarboro
2018:	4-A: East Forsyth	3-A: Charlotte Catholic	2-A: Reidsville	1-A: Murphy
	4-AA: Wake Forest	3-AA: Weddington	2-AA: Shelby	1-AA: Tarboro
2019:	4-A: East Forsyth	3-A: Charlotte Catholic	2-A: Reidsville	1-A: Robbinsville
	4-AA: Zebulon B. Vance (Charlotte)	3-AA: Weddington	2-AA: Shelby	1-AA: East Surry
2020-21:	4-A: Grimsley	3-A : Charlotte Catholic	2-A: Reidsville	1-A: Murphy
	4-AA: Zebulon B. Vance (Charlotte)	3-AA: Mount Tabor	2-AA: Salisbury	1-AA: Tarboro
2021:	Cardinal Gibbons	Dudley	Shelby	Tarboro
2022:	(Vacated)	East Lincoln	East Duplin	Mount Airy



FOOTBALL STATE CHAMPIONSHIP RESULTS



OPEN

1913	Raleigh 29	Washington 0
1914	Raleigh 117	Asheville 0
1915	Raleigh 6	Charlotte 0
1916	Charlotte 36	Chapel Hill 0
1917	Charlotte 41	Chapel Hill 0
1918	<i>no championship—flu epidemic</i>	
1919	Chapel Hill 78	Greensboro 0
1920	Chapel Hill 14	Monroe 0
1921	Fayetteville 7	Winston-Salem 0
1922	Asheville 12	New Bern 6 (teams agreed to play OT)
1923	Charlotte 20	Sanford 7
1924	Rockingham 7	Shelby 0
1925	Gastonia 8	Sanford 0
1926	Sanford 13	Charlotte 0
1927	Wilmington New Hanover 7	Greensboro 6
1928	Wilmington New Hanover 14	Statesville 9

PLAY WENT TO CLASS A AND B IN 1929

CLASS A

CLASS B

1929	Charlotte Central 27	Goldsboro 0	1929	Concord 13	Oxford 7 (<i>Kenan Stadium</i>)
1930	Charlotte 14	Raleigh 6	1930	Reidsville 20	Apex 7
1931	Durham 13	Charlotte 6	1931	Reidsville 6	Apex 0
1932	Charlotte 13	Durham 0	1932	Reidsville 32	Elizabeth City 12
1933	Durham 7	Charlotte 0	1933	Elizabeth City 19	Burlington 0
1934	Durham 12	Greensboro 12 (TIE)	1934	Edenton 6	Reidsville 0
1935	Raleigh 31	Winston-Salem 6	1935	Mount Airy 7	Edenton 0
1936	Charlotte 12	Raleigh 7	1936	Thomasville Mills Home 13	Roanoke Rapids 0
1937	Charlotte 20	Rocky Mount 7	1937	Reidsville 19	Hamlet 6
1938	Durham 6	Greensboro 6 (TIE)	1938	Mount Airy 26	Whiteville 18
1939	Durham 6	Greensboro 0	1939	Reidsville 18	Hamlet 0
1940	Greensboro 7	Rocky Mount 0	1940	Reidsville 14	Elizabeth City 12

PLAY CHANGED TO CLASS AA, A AND B IN 1941

CLASS AA

CLASS A

CLASS B

1941	Raleigh 0, High Point 0 (TIE)	1941	Laurinburg 20, Mount Airy 6		
1942	Greensboro 12, Gastonia 6	1942	Mount Airy 41, Scotland Neck 0		
1943	Charlotte 7, Raleigh 0	1943	Reidsville 6, Laurinburg 6 (TIE)		
1944	Wilson 26, Greensboro 0	1944	Laurinburg 8, Reidsville 7		
1945	Raleigh 28, High Point 6	1945	Reidsville 27, Laurinburg 0		
1946	Wilson def. Greensboro, forfeit	1946	Mount Airy 38, Wadesboro 0	1946	Boonville 27, Raeford 7
1947	Fayetteville 39, Charlotte 0	1947	Henderson 25, Mount Airy 14	1947	Fairmont (by forfeit)
1948	Fayetteville 14, Burlington 13	1948	Mount Airy 26, Laurinburg 0		
1949	Durham 21, Burlington 13	1949	Henderson 20, Reidsville 14		

CLASSIFICATION NAMES CHANGED TO CLASS 3A, 2A AND 1A IN 1950

3A

2A

1A

1950	Durham 12, W.-S. R.J. Reynolds 7	1950	Reidsville 26, Henderson 0	1950	Williamston 19, Bessemer City 13
1951	Wilmington 14, High Point 13	1951	Lumberton 18, Reidsville 13	1951	Ahoskie 52, Walnut Cove 0
1952	W.-S. R.J. Reynolds 13, Durham 6	1952	Charlotte Harding 32, Henderson 13	1952	Ahoskie 48, Bessemer City 6
1953	Durham 14, W.-S. R.J. Reynolds 14 (TIE)	1953	Charlotte Harding 20, Hamlet 0	1953	Massey Hill 20, Greensboro Bessemer 0
1954	Greensboro 20, Durham 13	1954	Reidsville 20, Graham 6	1954	Edenton 41, Greensboro Bessemer 20
1955	Salisbury 13, Durham 6	1955	Kinston 12, Hendersonville 7	1955	Cary 21, Spruce Pine 0
1956	Fayetteville 6, Greensboro 6 (TIE)	1956	Canton 33, Washington 6	1956	Edenton 45, Mebane 6
1957	Salisbury 21, Fayetteville 0	1957	Elizabeth City 18, Myers Park 15	1957	Edenton 14, Mebane 7
1958	Wilson 6, W-S R.J. Reynolds 6 (TIE)	1958	Eden Morehead 12, Rockingham 0	1958	Andrews 33, Southern Pines 9



4A FOOTBALL STATE CHAMPIONSHIP RESULTS



1959 Charlotte Garinger 20
 1960 Greensboro 19
 1961 Raleigh 19
 1962 Rocky Mount 20
 1963 Rocky Mount 14
 1964 Winston-Salem R.J. Reynolds 14

REGION 1

1965	Durham 19	Fayetteville 14
1966	Broughton 21	Durham 0
1967	Wilson Fike 28	
1968	Wilson Fike 21	
1969	Wilson Fike 17	
1970	Raleigh Broughton 14	
1971	North Forsyth 10	
1972	High Point Andrews 24	
1973	Sanford Central 14	
1974	Gastonia Ashbrook 13	
1975	Greenville Rose 14	
1976	High Point Andrews 6	
1977	East Mecklenburg 28	
1978	Richmond Senior 14	
1979	High Point Central 21	
1980	Greensboro Page 36	
1981	South Mecklenburg 27	
1982	Jacksonville 15	
1983	Greensboro Page 21	
1984	Greensboro Page 14	
1985	Greensboro Page 26	
1986	Fayetteville 71st 3	
1987	Garner 40	
1988	Richmond Senior 17	
1989	Richmond Senior 39	
1990	Richmond Senior 9	
1991	South View 10	
1992	East Forsyth 28	
1993	Northern Durham 39	
1994	Crest 28	
1995	West Charlotte 20	
1996	Crest 20	
1997	Richmond Senior 27	
1998	Richmond Senior 36	
1999	Asheville A.C. Reynolds 7	
2000	Charlotte Independence 24	
2001	Charlotte Independence 49	

Greensboro 6
 Winston-Salem R.J. Reynolds 7
 Charlotte Garinger 0
 Winston-Salem R.J. Reynolds 6
 Winston-Salem R.J. Reynolds 13
 Durham 6

REGION 2

1965	Myers Park 27	Garinger 6
1966	South Mecklenburg 20	Garinger 19
1967	South Mecklenburg 14	
1968	Gastonia Ashley 7	
1969	Winston-Salem Atkins 10	
1970	Charlotte Olympic 0	
1971	High Point Central 7	
1972	Fayetteville Reid Ross 17	
1973	Greensboro Ben Smith 6	
1974	Sanford Central 12	
1975	East Mecklenburg 13	
1976	Richmond Senior 0	
1977	Rocky Mount 9	
1978	West Charlotte 0	
1979	Greenville Rose 9	
1980	Jacksonville 14	
1981	Fayetteville Terry Sanford 14	
1982	Greensboro Page 6	
1983	Fayetteville Douglas Byrd 14	
1984	Fayetteville 71st 14 (TIE)	
1985	Fayetteville Terry Sanford 20	
1986	West Charlotte 0	
1987	Charlotte Harding 21	
1988	West Charlotte 0	
1989	Asheville A.C. Reynolds 13	
1990	West Forsyth 7	
1991	West Charlotte 7	
1992	Northern Durham 21	
1993	West Charlotte 6	
1994	Jacksonville 7	
1995	Fayetteville Douglas Byrd 13	
1996	Fayetteville Douglas Byrd 7	
1997	Fayetteville Douglas Byrd 7	
1998	Garner 6	
1999	Fayetteville Douglas Byrd 0	
2000	Hope Mills South View 19	
2001	Wilmington Laney 25	

CLASSES SUBDIVIDED IN 2002

4A

2002	Asheville A.C. Reynolds 14	Northern Nash 7
2003	Greenville J.H. Rose 51	W-S Mount Tabor 7
2004	Greenville J.H. Rose 19	Fayetteville Jack Britt 17
2005	Greenville J.H. Rose 21	Greensboro Grimsley 0
2006	Greenville J.H. Rose 26	West Charlotte 12
2007	Wilmington Hoggard 28	W-S Mount Tabor 0
2008	Fayetteville Seventy-First 28	Fayetteville Douglas Byrd 7
2009	Asheville A.C. Reynolds 14	Harnett Central 13
2010	Durham Hillside 40	Davie County 0
2011	Scotland 42	Porter Ridge 16
2012	New Bern 39	Porter Ridge 38
2013	Greensboro Dudley 24	Scotland 7
2014	New Bern 23	Charlotte Catholic 15
2015	Charlotte Catholic 27	Greenville J.H. Rose 20
2016	Greensboro Dudley 54	Cape Fear 0
2017	Harding University 30	Scotland County 22
2018	East Forsyth 35	Scotland 28
2019	East Forsyth 24	Cardinal Gibbons 21
20-21	Grimsley 28	Cardinal Gibbons 8

4AA

2002	Charlotte Independence 41	New Bern 20
2003	Charlotte Independence 54	New Bern 7
2004	Charlotte Independence 41	South View 7
2005	Charlotte Independence 38	New Bern 19
2006	Charlotte Independence 49	Durham Riverside 19
2007	New Bern 28	Charlotte Independence 17
2008	Richmond 38	Fayetteville Jack Britt 35
2009	Butler 48	Fayetteville Jack Britt 17
2010	Butler 44	Wake Forest-Rolesville 0
2011	Greensboro Page 35	Garner 21
2012	Butler 56	Fayetteville Jack Britt 28
2013	Mallard Creek 59	Wake Forest 21
2014	Mallard Creek 25	Wake Forest 14
2015	Mallard Creek 49	Greensboro Page 6
2016	Wake Forest 29	Greensboro Page 0
2017	Wake Forest 21	Mallard Creek 0
2018	Wake Forest 9	Charlotte Z.B. Vance 7
2019	Charlotte Z.B. Vance 24	Leesville Road 3
20-21	Charlotte Z.B. Vance 35	Rolesville 14

END OF SUBDIVISION ERA

2021 Cardinal Gibbons 14
 2022 (Vacated)

Julius Chambers 2



3A FOOTBALL STATE CHAMPIONSHIP RESULTS



1959 Rockingham 20
1960 Brevard 26

Morehead 6
Rockingham 0

REGION 1

1961 Greenville 15 Sanford 13
1962 Rockingham 13 Lumberton 6
1963 Rockingham 13 Hamlet 0
1964 Rockingham 19 Elizabeth City 0
1965 Tarboro 13 Greenville 7
1966 Sanford 27 Roxboro 10

EAST

1967 Sanford 21 Northern Durham 9
1968 Sanford 33 Roxboro 0
1969 Eliz. City Northeastern 21 Lumberton 0
1970 Fayetteville Seventy-First 14 Northern Durham 12
1971 Havelock 20 Eliz. City Northeastern 6
1972 Sanford 14
1973 Jamestown Ragsdale 16
1974 Jamestown Ragsdale 24
1975 Canton Pisgah 35
1976 Canton Pisgah 28
1977 Western Guilford 26
1978 Watauga 33
1979 Belmont South Point 34
1980 Burlington Williams 29
1981 Burlington Williams 32
1982 Brevard 15
1983 Eastern Randolph 21
1984 Tarboro 20
1985 Burlington Williams 7
1986 Shelby 9
1987 Shelby 19
1988 Burlington Cummings 41
1989 Kannapolis A.L. Brown 24
1990 Burlington Cummings 32
1991 High Point Andrews 24
1992 Burlington Cummings 25
1993 West Brunswick 19
1994 Burns 21
1995 Bertie 38
1996 Hickory 42
1997 Kannapolis A.L. Brown 34
1998 Winston-Salem Carver 33
1999 Burlington Williams 20
2000 Bertie 32
2001 Winston-Salem Parkland 27

REGION 2

1961 Canton 20 Brevard 0
1962 Brevard 19 Greensboro Bessemer 13
1963 Reidsville 0 Brevard 0 **(TIE)**
1964 Waynesville 20 Chapel Hill 13
1965 Graham 27 Western Alamance 12
1966 Canton Pisgah 16 Graham 0

WEST

1967 Elkin 21 North Surry 0
1968 Mount Airy 19 Mount Tabor 0
1969 Reidsville 35 Mount Airy 12
1970 Reidsville 10 Canton Pisgah 7
1971 Canton Pisgah 48 Eastern Alamance 0
Waynesville Tuscola 14 **(TIE)**
East Bladen 16 **(TIE)**
Ahoskie 0
Havelock 24
Clinton 12
South Caldwell 20
Burlington Williams 28
Ahoskie 13
Lexington 14
Asheville Erwin 15
Bertie 7
Thomasville 6
Kannapolis A.L. Brown 0
Forest Hills 3
Havelock 6
Burlington Williams 0
Shelby 14
Burlington Cummings 0
Statesville 26
Kannapolis A.L. Brown 14
North Rowan 14
High Point Andrews 14
Eastern Randolph 14
High Point Central 34
Jamestown Ragsdale 0
Northeast Guilford 12
Kings Mountain 28
Asheville 7
Jamestown Ragsdale 15
Crest 21

CLASSES SUBDIVIDED IN 2002

3A

2002 Winston-Salem Carver 34 Wilson Fike 0
2003 Belmont South Point 27 Northeast Guilford 10
2004 Concord 27 Wilson Hunt 0
2005 Asheville 13 Western Alamance 10
2006 Concord 35 Western Alamance 28 (OT)
2007 Western Alamance 62 North Gaston 36
2008 West Rowan 35 West Craven 7
2009 West Rowan 28 Eastern Alamance 21
2010 West Rowan 34 Eastern Alamance 7
2011 Havelock 38 West Rowan 6
2012 Havelock 55 Concord 21
2013 Havelock 21 Concord 13
2014 Crest 24 Havelock 3
2015 Rocky Mount 24 South Point 21 (OT)
2016 South Point 16 Rocky Mount 7
2017 Charlotte Catholic 28 Havelock 14
2018 Charlotte Catholic 17 Jacksonville 14
2019 Charlotte Catholic 23 Southern Nash 7
20-21 Charlotte Catholic 14 Havelock 7

3AA

2002 Gastonia Ashbrook 19 Greensboro Dudley 18
2003 Crest 40 Eastern Randolph 0
2004 Crest 26 Greensboro Dudley 14
2005 Charlotte Catholic 21 Burlington Williams 13
2006 Eastern Randolph 15 Charlotte Catholic 7
2007 Greensboro Dudley 28 Charlotte Catholic 20
2008 Greensboro Dudley 34 Kannapolis A.L. Brown 18
2009 Belmont South Point 42 South Johnston 28
2010 Northern Guilford 21 Crest 20
2011 Northern Guilford 31 Crest 7
2012 Northern Guilford 64 Charlotte Catholic 26
2013 Southern Durham 38 Crest 31
2014 Northern Guilford 14 Weddington 7
2015 Crest 55 Southern Durham 21
2016 Weddington 33 Eastern Guilford 20
2017 New Hanover 27 A.C. Reynolds 17
2018 Weddington 27 Southeast Guilford 14
2019 Weddington 34 Lee County 14
20-21 Mount Tabor 24 Cleveland 16

END OF SUBDIVISION ERA

2021 Dudley 69
2022 East Lincoln 30

J.H. Rose 40
Northern Nash 15



2A FOOTBALL STATE CHAMPIONSHIP RESULTS



1959	Smithfield 20	Appalachian 0	
1960	Edenton 19	Hanes 7	
REGION 1	REGION 2	REGION 3	REGION 4
1961 Ahoskie 33, Morehead City 7	Hanes 25, Sumner 13	Appalachian 20, Murphy 13	
1962 Elizabethtown 19, Cary 7	Jamestown 10, Erwin 6	Appalachian 39, Murphy 7	
1963 Mount Holly 14, N. Davidson 7	Elizabethtown 16, Siler City 13	Mount Holly 14, N. Davidson 7	Sylva-Webster 7, Appalachian 0
1964 Edenton 19, Cary 0	Elizabethtown 20, Massey 6	Mt. Pleasant 13, N. Davidson 7	Appalachian 25, Swain Co. 12
1965 Edenton 20, Ahoskie 6	Whiteville 19, Burgaw 13	Siler City 23, South Stanly 6	Surry Central 13, N. Davidson 7
1966 Ahoskie 55, Clayton 7	Stedman 21, Southern Wayne 20	N. Davidson 21, East Surry 7	Sylva-Webster 48, Elkin 27

EAST			WEST		
1967	Edenton 26	Southern Wayne 26 (TIE)	1967	Mount Holly 26	Glen Alpine 20
1968	Rohanen 21	Farmville 20	1968	Hendersonville 21	Beaver Creek 14
1969	Edenton 48	South Stanly 26	1969	Hendersonville 30	Holbrook 13
1970	Ahoskie 28	Greensboro Allen Jay 12	1970	Murphy 20	Catawba Bandys 8
1971	Gates County 34	Southern Guilford 8	1971	Maiden 6	Mount Pleasant 2
	1972	Sylva-Webster 41		Williamston 21	
	1973	Sylva-Webster 43		Tabor City 18	
	1974	Murphy 32		Robersonville 22	
	1975	Roanoke 12		West Montgomery 9	
	1976	Franklin 35		Erwin 28	
	1977	Charlotte Catholic 42		Clayton 20	
	1978	Maiden 36		Tabor City 14	
	1979	Swain County 28		Clayton 21	
	1980	Sylva-Webster 49		Currituck 7	
	1981	Randleman 44		Whiteville 30	
	1982	Randleman 23		Whiteville 6	
	1983	Randleman 35		East Carteret 0	
	1984	Forest Hills 14		Whiteville 6	
	1985	Lexington 42		Fuquay-Varina 12	
	1986	Lexington 35		Ahoskie 7	
	1987	Whiteville 14		Thomasville 12	
	1988	Thomasville 13		Hertford County 10	
	1989	Clayton 16		Monroe 0	
	1990	Clinton 14		Thomasville 6	
	1991	Thomasville 21		West Brunswick 6	
	1992	West Brunswick 14		Maiden 6	
	1993	Lincolnton 41		Burlington Cummings 20	
	1994	Wallace-Rose Hill 35		Lincolnton 24	
	1995	Thomasville 16		Clinton 0	
	1996	Clinton 26		Bandys 14	
	1997	Clinton 30		Shelby 14	
	1998	Shelby 34		Tarboro 14	
	1999	High Point Central 30		Southwest Onslow 7	
	2000	Southwest Onslow 14		Newton-Conover 13	
	2001	Clinton 34		Burlington Cummings 22	

CLASSES SUBDIVIDED IN 2002

2A			CLASSES SUBDIVIDED IN 2002			2AA		
2002	Burlington Cummings 24	Clinton 21	2002	Reidsville 34	Bandys 14			
2003	Southwest Onslow 20	Burlington Cummings 14	2003	Reidsville 68	Bandys 12			
2004	Southwest Onslow 49	Shelby 21	2004	Charlotte Catholic 14	Western Alamance 7			
2005	Clinton 13	Lincolnton 6	2005	Shelby 26	Reidsville 18			
2006	Burlington Cummings 49	Clinton 20	2006	Shelby 27	Southern Vance 24			
2007	Lincolnton 28	South Columbus 14	2007	Reidsville 28	Shelby 20			
2008	Newton-Conover 51	Tarboro 28	2008	Reidsville 24	East Lincoln 7			
2009	Tarboro 28	Mountain Heritage 3	2009	Reidsville 28	Newton-Conover 6			
2010	Tarboro 21	Winston-Salem Carver 13	2010	Salisbury 30	Elizabeth City Northeastern 0			
2011	Tarboro 39	Lincolnton 36	2011	West Stokes 21	Kinston 14			
2012	East Lincoln 24	Tarboro 20	2012	South Iredell 30	Carrboro 27			
2013	Shelby 29	Southwest Onslow 7	2013	T.W. Andrews 18	Monroe 14			
2014	Shelby 31	Clinton 7	2014	East Lincoln 14	Washington 13			
2015	Shelby 57	Kinston 21	2015	Monroe 38	Bunn 19			
2016	Reidsville 58	Edenton Holmes 12	2016	Shelby 28	Northside-Jacksonville 6			
2017	Wallace-Rose Hill 35	Reidsville 28 (OT)	2017	Hibriten 16	East Duplin 14			
2018	Reidsville 31	Northeastern 28	2018	Shelby 42	North Davidson 21			
2019	Reidsville 14	Northeastern 0	2019	Shelby 34	Salisbury 0			
20-21	Reidsville 35	Mountain Heritage 6	20-21	Salisbury 42	St. Pauls 14			

END OF SUBDIVISION ERA

2021	Shelby 55	Wallace-Rose Hill 34
2022	East Duplin 24	Reidsville 21



1A FOOTBALL STATE CHAMPIONSHIP RESULTS



1959	Beaufort 20	Andrews 0	
1960	Warsaw James Kenan 13	NC School for the Deaf 12	
REGION 1	REGION 2	REGION 3	REGION 4
1961 Windsor 15, Warrenton 14	Rohanen 7, Ayden 0	Greensboro Allen Jay 7, Mebane 0	Glen Alpine 26, Clyde 7
1962 Windsor 28, Ayden 27	James Kenan 38, Warrenton 13	Sumner 0, East Surry 0 (TIE)	Glen Alpine 21, Andrews 7
1963 Murfreesboro 20, Farmville 7	Weldon 20, Aberdeen 14	East Surry 12, Carthage 6	Andrews 35, Drexel 6
1964 Farmville 26, Weldon 0	Aberdeen 37, Oxford Orphanage 7	Glen Alpine 27, E. Southern Pines 2	Andrews 30, Mars Hill 27
1965 Ayden 40, Weldon 21	Littlefield 7, Swansboro 0	Glen Alpine 34, Red Springs 12	Robbinsville 34, Spruce Pine 7
1966 Ayden 20, Weldon 0	Liberty 32, Oxford Orphanage 21	Andrews 20, Glen Alpine 7	

	EAST		WEST
1967	Ayden 20	1967	Andrews 34
1968	Liberty 14		Red Springs 13
1969	Ayden 14		Manteo 8
1970	Robbinsville 14		Saratoga 6
1971	Robbinsville 28		Robbinsville 18
1972	Robersonville 30		Saratoga 14
1973	North Duplin 20		Rosewood 0
1974	Robbinsville 50		Manteo 0
1975	Robbinsville 27		North Duplin 8
1976	Maxton 86		Princeton 6
1977	Robbinsville 34		Rock Ridge 7
1978	Robbinsville 42		Cherokee 6
1979	Midway 25		Princeton 8
1980	Robbinsville 46		Rosewood 0
1981	Robbinsville 40		Belhaven Wilkinson 0
1982	Robbinsville 68		Bath 6
1983	Robbinsville 21		Creswell 6
1984	Robbinsville 28		Rosman 0
1985	Jamesville 6		North Edgecombe 0
1986	Swain County 32		Tabor City 3
1987	Murphy 27		Columbia 15
1988	Murphy 56		Midway 7
1989	Swain County 23		Currituck 14
1990	Swain County 35		Robersonville Roanoke 14
1991	Swain County 40		Rosewood 3
1992	Murphy 30		Lakewood 0
1993	Robbinsville 35		Swain County 12
1994	Hobbs 29		Murphy 6
1995	North Edgecombe 7		Swain County 7
1996	Williamston 21		North Edgecombe 0
1997	Murphy 13		Rosman 28
1998	North Edgecombe 38		North Edgecombe 20
1999	Starmount 22		Graham 20
2000	Williamston 40		Northside 6
	Graham 31		

	1A	CLASSES SUBDIVIDED IN 2001	1AA
2001	Swain County 38	2001	Albemarle 66
2002	Elkin 30	2002	Albemarle 31
2003	Elkin 35	2003	Albemarle 41
2004	Swain County 16	2004	Thomasville 15
2005	Elkin 42	2005	Thomasville 21
2006	Elkin 28	2006	Thomasville 13
2007	Plymouth 20	2007	James Kenan 13
2008	Mount Airy 37	2008	Thomasville 42
2009	Wallace-Rose Hill 38	2009	Albemarle 45
2010	Wallace-Rose Hill 22	2010	Albemarle 21
2011	Murphy 21	2011	Swain County 20
2012	Plymouth 20	2012	Southwest Onslow 44
2013	Murphy 35	2013	James Kenan 42
2014	Robbinsville 21	2014	Wallace-Rose Hill 34
2015	Plymouth 28	2015	Wallace-Rose Hill 48
2016	Murphy 15	2016	Wallace-Rose Hill 30
2017	Cherokee 21	2017	Tarboro 32
2018	Murphy 60	2018	Tarboro 50
2019	Robbinsville 45	2019	East Surry 56
20-21	Murphy 14	20-21	Tarboro 25
			Wallace-Rose Hill 28
			Williamston 26
			Farmville Central 7
			Wallace-Rose Hill 14
			Wallace-Rose Hill 20
			James Kenan 7
			West Montgomery 6
			East Bladen 13
			Southwest Onslow 21
			Pender 7
			Ayden-Grifton 14
			Swain County 34
			West Montgomery 14
			Starmount 21
			Mitchell 28
			West Montgomery 7
			Mount Airy 7
			East Surry 10
			Tarboro 28
			East Surry 7

END OF SUBDIVISION ERA

2021	Tarboro 28	Mitchell 7
2022	Mount Airy 20	Tarboro 7



2022 North Carolina High School Athletic Association Football Championship Recaps

2022 NCHSAA 1A Football Championship | Mount Airy stops Tarboro 20-7

RALEIGH, NC – The Mount Airy Granite Bears started hot and rode a strong defensive performance to a 20-7 victory over Tarboro in the 1A Football State Championship. The victory gives Mount Airy seven State Championships all-time and was the Granite Bears' first title since the 2008 championship.

Tyler Mason carried 23 times for 139 yards and all three Bears touchdowns on his way to being chosen as the 1A State Championship Game Most Valuable Player. Caleb Reid rushed for 43 yards on just nine carries on his way to being selected as the Bears' Most Outstanding Offensive Performer. Reid also added nine tackles on his night.

The Mount Airy defense was equally superb, holding the powerful Tarboro "T" to just 179 yards on the ground. Walker Stroup anchored the Bears' defense with nine tackles and forcing a fumble in the fourth quarter as Tarboro was driving to try and trim the Mount Airy lead from 20-7 with 5:58 to play. Stroup was selected as Mount Airy's Most Outstanding Defensive Performer for his defensive efforts and had three punts for an average of just under 40 yards and downed two inside the 20.

Mount Airy held Tarboro to three-and-out on their first possession of the second half and D.J. Joyce came through the right side of the Tarboro punt formation to block the kick and set the Bears up with a short field at the Viking 13. Two plays later Mason galloped in from one yard out with 8:58 to go in the third, putting the Granite Bears up 20-0 after the missed PAT.

Mount Airy took their opening drive straight down the field, marching six plays and 56 yards before Tyler Mason ripped off a 15-yard touchdown run to put the Bears up 7-0 just 3:06 into the contest. The Bears hit the ground hard, running all six plays on the ground in their first drive.

Mason set the Granite Bears up with a short field for their second score, returning a Tarboro punt 30 yards down to the Vikings 14-yard line. After just four plays, Mason slammed in over left guard on a 1-yard touchdown run to give Mount Airy a 14-0 lead at the break. He finished the first half with 12 carries for 58 yards and a pair of scores. He outgained the Vikings in the first half 58-54 on the ground.

Tarboro's offense struggled to get going in the first half but got in better form in the second half. Kamerin McDowell-Moore was the leader offensively for the Vikings, rushing for 119 yards on 25 carries as he was chosen as the Most Outstanding Offensive Performer for Tarboro. Omarion Lewis was the defensive leader for Tarboro, racking up nine tackles and an interception that he returned 24 yards on his way to the Most Outstanding Defensive Performer Award for the Vikings.

Tarboro wrapped the season at 13-2 and 5-0 as the champions of the Four Rivers 1A Conference. The Vikings won the school's 13th Regional Title in Football, reaching the State Championship Game for the sixth straight year.

Mount Airy concluded the year 15-1. The Granite Bears were 6-0 in the Northwest 1A, winning the league title. The Bears won the 12th Regional Title in school history and earned their seventh state title all-time.

The NCHSAA is committed to promoting good sportsmanship at all athletic events and has partnered with the North Carolina Farm Bureau to award two players from participating teams at each State Championship event with the NC Farm Bureau Sportsmanship Awards for their efforts throughout the season. The 2022 1A Football NC Farm Bureau Sportsmanship Award winners were Joshua Bradley from Tarboro and Josh Chavis from Mount Airy.



2022 North Carolina High School Athletic Association Football Championship Recaps

2022 NCHSAA 2A Football Championship | East Duplin gets their first stunning Reidsville 24-21

CHAPEL HILL, NC – East Duplin held off a tough challenge from Reidsville, edging the Rams 24-21 to win their first Football State Championship in school history. Avery Gaby powered the East Duplin rushing attack, carrying the ball 37 times for 184 yards and a touchdown on his way to being named the 2A Most Valuable Player.

A blocked field goal that was recovered by Elam Moore who rumbled 70 yards to give East Duplin a 14-7 lead in the third quarter was the difference in the game. The Ivar De Jong 27-yard attempt was blocked by Rodrigo Sanchez who charged through the middle of the Rams line to get his right hand on it and knock the ball back into the Rams holder. Sanchez was selected as the Panthers' Most Outstanding Defensive Player for his effort on the defensive line and the blocked field goal.

After East Duplin scored what seemed to be the game-icing touchdown on a fourth and goal at the five when Zack Brown hit Kade Kennedy in the right side of the endzone to go up 24-14 with just 2:16 to play, Reidsville's Dionte Neal hauled the ensuing kickoff 83 yards to trim the Panther lead to 24-21. It was Neal's second touchdown of the game and helped cement his selection as the Most Outstanding Offensive Player for the Rams.

East Duplin opened the scoring just 4:02 into the game, churning out an 8-play, 62-yard drive to go up 7-0 on a 1-yard touchdown run by Avery Gaby. Gaby tallied 46 yards on the drive, including a 35-yard gallop into the red zone where he was dragged out of bounds at the Reidsville 3-yard line.

East Duplin dominated time of possession in the first half, holding the ball for 15:50 and racking up 208 yards on the ground in the first half. The Panthers were driving late in the first half when Que'shyne Flippin forced a Nizaya Hall fumble at the Rams 3. Jaden McCain recovered the fumble and got out to the Reidsville 19 before he was helped out of bounds.

That turnover provided Reidsville with a spark as the Rams drove 81 yards in the final 2:43 of the half to tie the game at 7 at the half on a 1-yard touchdown pass from Al Lee to Dionte Neal in the right-side flats. The touchdown capped a 14-play drive for the Rams, their best offensive string of the game.

The Reidsville defense was led by Paul Widerman who had 12 tackles in the game, but Jaden McCain was selected as the Rams Most Outstanding Defensive Performer with 3.5 tackles and a fumble recovery he forced and returned out to the 19. He also hauled in a touchdown pass from 40 yards out that cut the East Duplin lead down to 17-14 with just 7:25 to go in the game.

The Panther offense racked up a total of 292 rushing yards. Nizaya Hall had an outstanding day operating as a change of pace back to the game's MVP Gaby. Hall carried the ball 14 times for 94 yards on his way to earning the Most Outstanding Offensive Performer Award for the Panthers.

Reidsville finished the season 14-2 and the Rams were the champions of the Mid-State 2A with a perfect record of 6-0 in conference play. The Rams appeared in the school's 26th State Championship Game all-time, the most by any program in NCHSAA History.

East Duplin finished the season at 15-1. The Panthers won the East Central 2A with a record of 6-0. This was the second regional championship for the Panthers, and their first State Championship appearance since 2017.

The NCHSAA is committed to promoting good sportsmanship at all athletic events and has partnered with the North Carolina Farm Bureau to award two players from participating teams at each State Championship event with the NC Farm Bureau Sportsmanship Awards for their efforts throughout the season. The 2022 2A Football NC Farm Bureau Sportsmanship Award winners were Waylon Sloan from East Duplin and Landon Denny from Reidsville.



2022 North Carolina High School Athletic Association Football Championship Recaps

2022 NCHSAA 3A Football Championship | East Lincoln doubles up Northern Nash 30-15

RALEIGH, NC – East Lincoln collected the school's third state championship, rolling past Northern Nash 30-15 to win the 3A State Championship. The win was East Lincoln's first State Championship victory since 2014.

Northern Nash opened the scoring with a quick strike on their opening possession. The Knights got a 66-yard run to the Mustang 2-yard line from Keno Jones on the second play from scrimmage and Jones cashed in on the big play slamming into the endzone from two yards out on the next play to put Northern up 6-0 after a missed PAT just 54 seconds into the game.

East Lincoln responded just over two minutes later as Christian Daley ripped off 35 yards to cap a 6-play, 65-yard drive and put the Mustangs up 7-6. Northern Nash responded with a 22-yard Bryson Jenkins field goal in the closing minute of the opening quarter to hold a 9-7 advantage at the end of the first.

The second quarter was all East Lincoln as the Mustangs hung 17 points on the board to take a 24-9 lead into the intermission. Tyler Mizzell tossed two touchdown passes in the second quarter, one to Markell Clark from 14 yards out and the other to Keandre Walker from 18 yards to get the Mustangs out in front 21-9. Walker finished with five catches for 41 yards and a score earning Most Outstanding Offensive Player honors for East Lincoln. Mustang kicker Christophehr Mileta hit a 34-yard field goal as time expired in the half to round out the first half scoring.

Mizzell was very efficient in the passing game, completing 16 of his 323 attempts for 146 yards and 2 touchdowns. He also scampered for 34 yards in the game, winning the Most Valuable Player honors for the 3A Championship.

Mileta banged through a pair of field goal attempts in the fourth quarter, converting opportunities from 24 yards and 30 yards respectively to stretch the Mustang lead to 30-9 with just 3:39 to go in the game. The three made field goals by Mileta tied an NCHSAA Neutral Site Championship Record for made field goals, tying the mark set by Brad Green from Reidsville in 2016's 2A Championship versus John A. Holmes.

The East Lincoln defense was tough all night. The Mustangs picked off three passes and held Northern Nash to 310 yards in the game. Ben Cutter anchored the East Lincoln defense from his linebacker spot, leading the team in tackles with 10 as he picked up Most Outstanding Defensive Player honors in the game.

Northern Nash found a late touchdown as Jones hit Ashton Rhodes from 6 yards out to cap a 10-play, 77-yard drive and cut the Mustang lead to 30-15, but the Knights only had 44 seconds remaining when they scored their second touchdown of the night. Carson Jenkins led the Knights with 20 tackles in the game, including 1.5 tackles for loss on his way to earning a Most Outstanding Defensive Player Award for Northern Nash. Keno Jones posted 224 yards and a touchdown while rushing for another score and 26 yards as he was chosen as Northern Nash's Most Outstanding Offensive Player.

Northern Nash finished the year 15-1. The Knights won the Big East 2A/3A with a 6-0 record in league play. The Knights won the program's second Regional Championship in Football, reaching the State Championship Game for the first time since 2022.

The Mustangs finished their season 16-0, they were the Western Foothills 3A Champions with a perfect 7-0 record. East Lincoln won their fourth Regional Championship and third State Championship in program history, joining teams from 2012 and 2014 as title holders.

The NCHSAA is committed to promoting good sportsmanship at all athletic events and has partnered with the North Carolina Farm Bureau to award two players from participating teams at each State Championship event with the NC Farm Bureau Sportsmanship Awards for their efforts throughout the season. The 2022 3A Football NC Farm Bureau Sportsman-