



2024 North Carolina High School Athletic Association Basketball Championships

512

teams in the
postseason

496

Games so far

16

Regional
Finals

8

State Champs
to be crowned

1

NCHSAA
#BetterTogether
Since 1913

CHAPEL HILL – The North Carolina High School Athletic Association finalized the brackets for the 2024 Men's and Women's Basketball Championships on February 24 and the playoffs began on Tuesday, February 27. The remaining schedule is as follows.

Second Round – March 1 at higher seed

Third Round – March 5 at higher seed

Fourth Round – March 8 at higher seed

Regional Finals – March 11-14 at Lawrence Joel Veterans Memorial Coliseum in Winston-Salem

State Championships – March 15-16 at LVJM.

There will be four Regional Final games per day at LVJM and will begin at 2 p.m. The following games will begin 20 minutes following the conclusion of the previous game. The State Championship games on Friday will be played at 1 p.m., 3:30 p.m., 6 p.m. and 8:30 p.m. Championship games on Saturday will be played at 12 p.m., 2:30 p.m., 5:00 p.m. and 7:30 p.m. The Classifications will be assigned to the schedule at a later date.

The top four seeds for each classification are listed below.

Boys Brackets

1A East	3A East
Wilson Prep	Swansboro
Washington County	Westover
Voyager	Southern Durham
Southern Wake	Seventy-First
1A West	3A West
South Stokes	Hickory
Corvian Comm.	Central Cabarrus
Bishop McGuinness	Central Davidson
Piedmont Comm.	Southern Guilford
2A East	4A East
Farmville Central	New Hanover
Goldsboro	Richmond County
West Bladen	Green Level
Northwood	Millbrook
2A West	4A West
Reidsville	Myers Park
Salisbury	Lake Norman
Newton-Conover	Weddington
Pine Lake Prep	Mount Tabor

Girls Brackets

1A East	3A East
Falls Lake Academy	South Central
Perquimans	Cape Fear
East Columbus	Terry Sanford
Vance Charter	Western Alamance
1A West	3A West
Mountain Heritage	A.C. Reynolds
Bishop McGuinness	West Rowan
Cherokee	East Lincoln
Albemarle	Oak Grove
2A East	4A East
North Pitt	Hoggard
SW Onslow	Rolesville
Seaforth	Panther Creek
Eastern Wayne	Willow Spring
2A West	4A West
North Wilkes	Watauga
East Rutherford	Lake Norman
East Burke	Charlotte Catholic
C.S. Davidson	Myers Park

Watch NCHSAA Playoff games
on the NFHS Network!

www.NFHSNetwork.com/NCHSAA



NFHS NETWORK



2024 North Carolina High School Athletic Association Basketball Championships

NCHSAA Championships return to Winston-Salem

The North Carolina High School Athletic Association is excited to return to Winston-Salem for the 2023-24 men's and women's basketball championships March 11-16.

For the first time ever, the NCHSAA basketball championships will be contested in Lawrence Joel Veterans Memorial Coliseum in Winston-Salem. The LJVM Coliseum Complex has been host to multiple Western Regional Championships, most recently in 2018, but has never hosted a basketball state final.

"We are thrilled to be hosting the NCHSAA Basketball Championship in this exciting new format," said Brandon Berry, General Manager of ASM Global, which operates the Coliseum for Wake Forest University. "Our staff is eager to provide a first-class experience for athletes and fans from across North Carolina."

Also new in 2024, all of the East and West regional finals and the state championships will be held at the same site, creating a week-long NCHSAA basketball championship event.

The Regional Championship games will be contested Monday-Thursday and the Championship Games will be held Friday and Saturday, with four games each day. Winners of games on Monday and Tuesday will play again on Friday and Wednesday and Thursday winners will advance to Saturday. Game times and which classifications will play on which day will be announced later.

"The North Carolina High School Athletic Association is proud to partner with the City of Winston-Salem, Wake Forest University and the Lawrence Joel Veterans Memorial Coliseum to stage our basketball championships," said Commissioner Que Tucker. "This year's new format should make for an exciting and excellent week of basketball and a great showcase of our student-athletes."

While the NCHSAA Basketball Championships have never been in LJVM, the City of Winston-Salem has served as host multiple times. The first NCHSAA men's basketball championship contested in Winston-Salem was in 1945 when Mineral Springs beat Sanford 41-30 for the Class B title. The Championships returned in 1953 for all three classifications, with the 3A remaining there in 1954. The 1A title was also contested there in 1959.

The 2A men's basketball championships were held in Winston-Salem every year from 1960-80. 2024 will mark the first women's championship contested in Winston-Salem.

First Round Notes

There were 32 upsets in the first round of the NCHSAA basketball playoffs across the eight tournaments including two No. 27 Seeds that knocked off No. 6 Seeds. In the 1A Boys Bracket, Christ the King beat Cherokee in a barnburner 85-83 and in the 4A Boys Bracket Marvin Ridge topped McDowell 62-47. The 1A Boys Bracket had the most first-round upset as eight higher seeds went on the road and picked up wins.

Seed	Winner	Score	Seed	Upset	Bracket
27	Christ the King	85-83	6	Cherokee	1A Boys
27	Marvin Ridge	62-47	6	McDowell	4A Boys
26	Triton	60-53	7	First Flight	3A Girls
25	East Bladen	52-39	8	Ocracoke	1A Boys
24	St. Stephens	60-42	8	Piedmont	3A Girls



2024 North Carolina High School Athletic Association Basketball Championships

Seed	Winner	Score	Seed	Upset	Bracket
24	Mountain Heritage	69-56	9	Mitchell	1A Boys
24	Sanderson	75-69	9	New Bern	4A Boys
23	C.B. Aycock	52-30	10	West Carteret	3A Girls
23	Bear Grass Charter	79-68	10	East Wake Aca.	1A Boys
23	Mountain Is. Charter	82-73	10	Hiwassee Dam	1A Boys
23	Bandys	58-56	10	North Stanly	2A Boys
22	Seventy-First	62-42	11	West Brunswick	3A Girls
22	East Gaston	80-78	11	West Caldwell	2A Boys
22	Northwest Cabarrus	75-71	11	Kings Mountain	3A Boys
21	Highland Tech	33-26	12	Piedmont Com.	1A Girls
21	Leesville Road	53-51	12	New Hanover	4A Girls
21	Southeast Alamance	60-59	12	Roanoke Rapids	2A Boys
20	Southeast Raleigh	46-39	13	Hillside	4A Girls
20	North Rowan	72-61	13	Andrews	1A Boys
20	Robinson	68-52	13	West Henderson	3A Boys
20	Mooresville	66-62	13	West Forsyth	4A Boys
19	North Johnston	54-47	14	Beddingfield	2A Girls
19	College Prep & Lead	71-61	14	Mount Airy	1A Boys
19	Trinity	69-53	14	Hendersonville	2A Boys
19	Butler	64-59	14	Hickory Ridge	4A Boys
18	R.J. Reynolds	46-37	15	NW Guilford	4A Girls
18	Huss	83-52	15	N. Henderson	3A Boys
17	Northside Pinetown	70-64	16	Oxford Prep	1A Boys
17	North Stokes	72-63	16	Robbinsville	1A Boys
17	Northeastern	58-52	16	Kinston	2A Boys
17	J.H. Rose	74-50	16	Triton	3A Boys
17	Knightdale	49-38	16	Hillside	4A Boys

Close Calls

In the first round on Tuesday, 23 teams escaped one-possession games to advance to the next round and five teams won by a single point.

In the 3A Boys Bracket, No. 8 Seed Piedmont edged No. 25 East Lincoln 66-65 in overtime. Piedmont's Miles Leak hit a pair of free throws with 26 seconds left to take a four point lead and Jackson Fannon hit a three as time expired to cut the margin to one.

In the 2A Boys Bracket, No. 7 Seed North Surry avoided an upset by No. 26 North Wilkes thanks to a three-point play from Fisher Leftwich in the final 12 seconds to give the Greyhounds a 48-47 win.. Also in the 2A Boys Bracket, No. 21 Southeast Alamance upset No. 12 Roanoke Rapids thanks to a late free throw from Cardell West.

in the 2A Girls Bracket, No. 15 St. Pauls held off a furious comeback from No. 18 Southwest Edgecombe and won 73-72 despite not scoring for the final 3:53 of the contest. In the 4A girls bracket, D.H. Conley took a 33-32 lead with 4:30 left in the game as Savannah Akins hit a 3-pointer for what proved to be the final points of the game.



2024 North Carolina High School Athletic Association Basketball Championships

Below is a list of all games decided by three points or less in the first round.

Seed	Winning Team	Margin	Score	Seed	Losing Team	Bracket
8	Piedmont	1	66-65	25	East Lincoln	3A Boys
7	North Surry	1	48-47	26	North Wilkes	2A Boys
21	Southeast Alamance	1	60-59	12	Roanoke Rapids	2A Boys
15	St. Pauls	1	73-72	18	SW Edgecombe	2A Girls
9	D.H. Conley	1	33-32	24	Jordan	4A Girls
27	Christ the King	2	85-83	6	Cherokee	1A Boys
5	Chapel Hill	2	55-53	28	South View	4A Boys
11	Laney	2	55-53	22	Pinecrest	4A Boys
11	Chambers	2	74-72	22	Hopewell	4A Boys
16	Ardrey Kell	2	70-68	17	SW Guilford	4A Boys
15	Hunt	2	65-63	18	E Alamance	3A Boys
10	Asheboro	2	72-70	23	Carson	3A Boys
23	Bandys	2	58-56	10	North Stanly	2A Boys
22	East Gaston	2	80-78	11	West Caldwell	2A Boys
16	Lincolnton	2	62-60	17	Surry Central	2A Boys
21	Leesville Road	2	53-51	12	New Hanover	4A Girls
10	Overhills	3	59-56	23	Hoke County	4A Boys
12	Ashbrook	3	68-65	21	Concord	3A Boys
10	Franklin Academy	3	62-59	23	Louisburg	2A Boys
15	Swain County	3	68-65	18	Bradford Prep	1A Boys
15	Triangle Math & Sci	3	36-33	18	Clover Garden	1A Girls
11	Uwharrie Charter	3	46-43	22	Bessemer City	1A Girls
8	Fike	3	35-32	25	Croatan	3A Girls

Second Round Notes

NCHSAA Releases Classification Schedule for Basketball Regional Championships

CHAPEL HILL – The North Carolina High School Athletic Association has assigned classifications to the schedule of the Regional and State Basketball Championships at Lawrence Joel Veterans Memorial Coliseum (LJVM) in Winston Salem.

The 1A Regional Championships will be played on Monday, March 11, with the 3A Regional Championships on Tuesday, March 12. The 1A and 3A State Championship Games will be played on Friday, March 15.

The 2A Regional Championships will be played on Wednesday, March 13, and the 4A Regional Championships are set from Thursday, March 14. The 2A and 4A State Championship Games will be played on Saturday, March 16.

There will be four Regional Final games per day at LJVM, with the first game beginning at 2 p.m. The following games will begin 20 minutes following the conclusion of the previous game. The State Championship games on Friday will be played at 1 p.m., 3:30 p.m., 6 p.m. and 8:30 p.m. Championship games on Saturday will be played at 12 p.m., 2:30 p.m., 5:00 p.m. and 7:30 p.m.

The order of the games on each day will be determined later this week to best accommodate the teams involved in the Regional Finals.



2024 North Carolina High School Athletic Association Basketball Championships

Road Warriors

Six teams across the eight brackets have gone on the road in each of the first two rounds and come away with upsets. Two No. 24 Seeds are still dancing in the third round of the NCHSAA Basketball playoffs: in the 4A Boys' Bracket the Sanderson Spartans and in the 3A Girls' Bracket, the St. Stephen's Indians.

4A Boys East No. 24. Sanderson upset the No. 9 Seed New Bern in the first round 75-69 and then beat No. 8 Lumberton in the second round 70-65. They face No. 1 New Hanover in round three.

3A Girls West No. 24 St. Stephen's beat No. 9 Seed Piedmont 60-42 in round one and then beat No. 8 West Henderson 60-51 in round two to earn a trip to No. 1 A.C. Reynolds in round three.

2A Boys West No. 23 Bandys topped No. 10 Seed North Stanly 58-56 in round one and No. 7 North Surry 68-66 in round two. The Trojans will travel to No. 2 Salisbury in round three.

1A Boys West No. 23 Mountain Island Charter beat No. 10 Hiwassee Dam in round one 82-73 and No. 7 South Stanly 55-52 in round two. They will meet No. 2 Corvian Community in round three.

2A Boys East No. 21 Southeast Alamance edged No. 12 Roanoke Rapids 60-59 in round one and then beat No. 5 South Granville 78-68 in round two. They will meet No. 4 Northwood in the third round.

4A Girls East No. 20 Southeast Raleigh beat No. 13 Hillside 46-39 in the opening round and slid past No. 4 Willow Spring 41-40 in round two. They will head to No. 5 Richmond for the third round.

3A Girls East No. 23 C.B. Aycock knocked off No. 10 West Carteret 53-30 in round one but were rewarded with a home game in the second round as No. 26 Triton also earned a first round upset. Aycock topped Triton 46-44 in round two and will face No. 2 Cape Fear in round three.

Still Standing

Of the 64 teams seeded fourth or higher, 57 of them remain alive in their brackets. All 16 of the No. 1 Seeds are still playing and 15 of the No. 2 Seeds remain. In the 2A Girls East bracket, No. 15 St. Pauls beat No. 2 Southwest Onslow in the second round. 14 of the 16 No. 3 Seeds are still participating as 3A Boys West No. 3 Central Davidson was toppled by No. 14 Ben L. Smith and 2A Boys East No. 3 West Bladen fell to No. 14 Fairmount. Only 12 of the No. 4 Seeds remain in the tournaments as both of the No. 4 Seeds in the 2A Girls' Bracket -- Eastern Wayne and Community School of Davidson -- as well as 4A Girls East No. 4 Willow Spring and 3A Girls West No. 4 Oak Grove all fell in the second round.

Survive and Advance

In the second round, 11 teams won by three points or less to survive and advance to the third round, including a pair of No. 1 Seeds. Three teams won by a single point. In the 4A Girls bracket, No. 20 Southeast Raleigh upset No. 4 Willow Spring after the Storm's Zariah Burnette hit a free throw with 6.3 seconds left and the Bulldogs went the length of the floor and Jada Rhodes made a buzzer-beating layup to earn the 41-40 win. In the 1A Girls Bracket, No. 1 Seed Mountain Heritage also escaped with a one-point win 42-41 over No. 16 Rosman, giving the Cougars three wins over the Tigers this season. The list of the one-possession games in the second round is below.



2024 North Carolina High School Athletic Association Basketball Championships

Seed	Winning Team	Margin	Score	Seed	Losing Team	Bracket
1	Mountain Heritage	1	42-41	16	Rosman	1A Girls
20	Southeast Raleigh	1	41-40	4	Willow Spring	4A Girls
12	East Bladen	2	52-50	5	Chatham Charter	1A Girls
8	Shelby	2	46-44	9	Monroe	2A Boys
12	Patton	2	61-59	5	Patton	2A Boys
23	Bandys	2	68-66	7	North Surry	2A Boys
23	C.B. Aycock	2	46-44	26	Triton	3A Girls
23	Mtn. Island Charter	3	55-52	7	South Stanly	1A Boys
4	Southern Wake Acad.	3	76-73	13	Northampton County	1A Boys
6	Heide Trask	3	70-67	11	Martin County	2A Boys
1	Swansboro	3	58-55	17	J.H. Rose	3A Boys

Title Defense

All eight of the 2023 NCHSAA Basketball Champions are still alive in the 2024 Tournaments with the goal of a successful title defense still in sight. In the 1A Boys' Bracket, Wilson Prep is the No. 1 Seed in the East will host No. 9 North Duplin tonight while Bishop McGuinness, in the 1A Girls' Bracket, is the No. 2 Seed and will host No. 7 North Rowan in the third round. In the 2A Boys' Bracket, No. 1 seed Farmville Central hosts No. 9 Southwest Onslow in the third round and, in the 2A Girls' Bracket, Salisbury is the No. 6 seed and will travel to No. 3 East Burke in round three.

In the 3A Boys' Bracket, No. 2 Seed Central Cabarrus hosts No. 7 A.C. Reynolds in the third round and, in the 3A Girls' Bracket, No. 2 Seed West Rowan hosts No. 7 Ashe County tonight. In the 4A Boys' Bracket, Myers Park is the No. 1 Seed in the West and will host No. 9 Independence in the third round. In the 4A Girls' Bracket, Panther Creek is the No. 3 Seed in the East and will play host to the Tigers from Chapel Hill in round three.

Third Round Notes

Narrow Escapes

Of the 64 games played in the third round of the NCHSAA Basketball Playoffs, seven of them were decided by three points or less including 2A Boys No. 2 Seed Goldsboro's 62-60 win against No. 7 Hertford County and 2A Girls No. 7 West Craven's 47-45 win over No. 2 East Duplin.

In a rematch of last year's 2A East Regional Semifinal, Hertford County's Rimiez Williams made one of two free throws in the final seconds to pull within two points and then stole the ensuing inbounds pass and laid it in to tie the game. After a timeout, Goldsboro inbounded the ball and broke Hertford County's press to give Amari Latham room for the game-winning layup. Hertford County's last-second, full-court heave missed the mark and the Cougars advanced to meet No. 14 Fairmont in the Regional Semifinals.

West Craven started the fourth quarter down by eight points and took the lead over East Duplin late in the game. East Duplin's Kinsey Cave hit a corner three-pointer with 40 seconds to play to tie the score but Shalawn Yates drove to the basket on the next play to hit the go-ahead bucket and that proved to be the final points of the contest. Below is the full list of games decided by three or less.

Seed	Winning Team	Margin	Score	Seed	Losing Team	Bracket
2	Goldsboro	2	62-60	7	Hertford County	2A Boys
12	West Craven	2	47-45	2	East Duplin	2A Girls



2024 North Carolina High School Athletic Association Basketball Championships

Seed	Winning Team	Margin Score	Seed	Losing Team	Bracket
4	Southern Wake Acad	3 56-53	12	North Edgecombe	1A Boys
5	Randleman	3 62-59	3	Newton-Conover	2A Boys
2	Westover	3 59-56	7	Northern Nash	3A Boys
5	North Meck	3 45-42	4	Mount Tabor	4A Boys
12	St Pauls	3 51-48	7	Northeastern	2A Girls

Cinderella Story

Only 11 double-digit seeds remain in the Regional Semifinals and no team that played on the road in the first round is still participating in the post season. The highest remaining seed is St. Pauls in the 2A Girls East Bracket. The No. 15 seeded Bulldogs beat No. 18 SouthWest Edgecombe 73-72 in the first round, the No. 2 seed Southwest Onslow 65-54 in the second and No. 7 Northeastern 51-48 in round three. On Friday in the Regional Semifinals, they will travel to No. 3 Seaforth. Listed below are the highest remaining seeds.

Seed	Team	Bracket	Next
15	St. Pauls	2A Girls	No. 3 Seaforth
14	Ben L. Smith	3A Boys	No. 2 Central Cabarrus
14	Farimont	2A Boys	No. 2 Goldsboro
12	West Craven	2A Girls	No. 1 North Pitt
12	Lincoln Charter	2A Girls	No. 1 North Wilkes
12	East Bladen	1A Girls	No. 1 Falls Lake Academy
12	Panther Creek	4A Boys	No. 1 New Hanover
12	West Stokes	2A Boys	No. 1 Reidsville
11	Chambers	4A Boys	No. 2 Lake Norman
11	Bertie	1A Boys	No. 2 Washington County
10	Pamlico County	1A Girls	No. 3 East Columbus

Regional Semifinal Streaks

In both brackets, half of the 32 teams playing in the Regional Semifinals were also playing in this round in the 2023 season.

In the Boys' Bracket, the 2024 season marks the seventh consecutive season that Farmville Central has appeared in the Regional Semis and the fifth straight year that Wilson Prep has been one of the final eight teams in the 1A bracket. This year also represents five straight trips to the Regional Semis for North Mecklenburg. Northwood is making its first appearance in the 2A Regional Semifinals after three straight years in the 3A Regional Semifinals. Ben L. Smith, Central Cabarrus, Richmond, Myers Park and Chambers are each making their third straight appearance in the Regional Semis and Bertie, South Stokes, Bishop McGuinness, Goldsboro, Reidsville, Salisbury and New Hanover are appearing back-to-back.

In the Girls' Bracket, the Villains from Bishop McGuinness are in the Regional Semifinals for the fifth straight year. Falls Lake Academy, Terry Sanford, Charlotte Catholic and Lake Norman are in the final eight for the third consecutive year and Cherokee, North Pitt, Seaforth, East Bladen, Cape Fear, Ben L. Smith, East Lincoln, West Rowan, Chapel Hill, Rolesville and Watauga are all back for the second year in a row. Mountain Heritage didn't make it last year but is back for the third time in four years.



2024 North Carolina High School Athletic Association Basketball Championships

Regional Championship Notes

The North Carolina High School Athletic Association is proud to stage the 2024 Men's and Women's Regional Basketball Championships at the Lawrence Joel Veterans Memorial Coliseum March 11-14. The week-long championship event will culminate in the crowning of eight NCHSAA Champions on March 15 and 16. The full schedule is listed below.

Monday, March 11 | 1A Regionals

2:00 East Women's | East Bladen v. East Columbus
4:00* East Men's | Wilson Prep v. Bertie
6:00* West Women's | Mountain Heritage v. Cherokee
8:00* West Men's | South Stokes v. Corvian Community

Tuesday, March 12 | 3A Regionals

2:00 West Women's | A.C. Reynolds v. West Rowan
4:00* East Men's | Seventy-First v. Westover
6:00* East Women's | South Central v. Terry Sanford
8:00* West Men's | Hickory v. Central Cabarrus

Wednesday, March 13 | 2A Regionals

2:00 West Women's | Lincoln Charter v. East Burke
4:00* East Women's | North Pitt v. Seaforth
6:00* East Men's | Farmville Central v. Goldsboro
8:00* West Men's | Reidsville v. Salisbury

Thursday, March 14 | 4A Regionals

2:00 West Women's | Watauga v. Charlotte Catholic
4:00* East Women's | Hoggard v. Rolesville
6:00* East Men's | New Hanover v. Richmond
8:00* West Men's | North Mecklenburg v. Lake Norman

*Times are approximate

On Friday, March 15, the 1A and 3A Championships will be played and the 2A and 4A Championships will be held on Saturday. Game times for Friday will be 1:00, 3:30, 6:00, and 8:30 p.m. and the game times for Saturday will be 12:00, 2:30, 5:00, and 7:30 p.m. Which Championship is played at what time will be determined later in the week.

Seeding Breakdown

On February 27, the NCHSAA announced the brackets for the 2024 Basketball Playoffs and named 16 No. 1 Seeds. Of those 16 No. 1s, 13 of them reached the Regional Finals. All four of the 3A No. 1s are still alive as Women's East No. 1 South Central, Women's West No. 1 A.C. Reynolds, Men's East No. 1 Seventy-First and Men's West No. 1 Hickory will all take the floor at LJVM on Tuesday. Three of the four No. 1s in each of the other classifications are also participating in Winston-Salem. In the 1A: West Women's No. 1 Mountain Heritage, West Men's No. 1 South Stokes and East Men's No. 1 Wilson Prep. In the 2A: East Women's No. 1 North Pitt, East Men's No. 1 Farmville Central and West Men's No. 1 Reidsville. And in the 4A: West Women's No. 1 Watauga, East Women's No. 1 Hoggard and East Men's No. 1 New Hanover.

There are nine No. 2 seeds, five No. 3 seeds and one No. 5 seed also in the Regional Finals. Three double-digit seeded



2024 North Carolina High School Athletic Association Basketball Championships

teams have reached the final week of the 2023-24 season as well. 1A East Men's No. 11 Bertie, 1A East Women's No. 12 East Bladen and 3A West No. 12 Lincoln Charter all washed and packed their away uniforms for their trips to Winston-Salem. In the Regional Finals, the higher seed is the home team. In the State Championship games, the West Regional Champions will be designated as the home teams.

Squeaking Through

In the Regional Semifinal games played on Thursday, three teams won by a single possession to punch thier tickets to LJVM. Brief recaps are available below.

1A Boys: Wilson Prep 54 – Southern Wake 52

In a rematch of a late November clash won by Southern Wake Academy, Wilson Prep led by five at the break in round four and stretched the lead out to 10 for most of the fourth quarter. Southern Wake Academy came storming back in the final minutes of the game, and tied things up 52-52 with 11 seconds left as Chris Crudup hit a layup. But the Tigers acted fast and throw a $\frac{3}{4}$ -court inbound pass immediately after that bucket and Ben Ferguson had an uncontested layup with eight seconds left to score what would be the game-winning points.

4A Boys: New Hanover 63 – Panther Creek 61

New Hanover went up 61-59 after one free throw by Nolan Billings with 24.8 seconds left. On the next play, Panther Creek's Logan Ware worked off a screen at the top of the key and made a layup through a foul to tie the score with 12.3 seconds to play. After he missed the free throw, Rodmik Allen pulled down the rebound and went the length of the floor to take the lead back for the Wildcats. As Ware drove to attempt to tie the game, Allen poked the ball loose as time expired to seal the win.

3A Girls: AC Reynolds 63 – Ben L Smith 60

Tait Harvey scored the all of the Rockets' nine points in overtime to lead A.C. Reynolds to past Ben L. Smith and earn a matchup with West Rowan in the 3A West Regional Finals.

Chasing Perfection

There are five undefeated teams participating in Winston-Salem this week including both teams in the 3A West Men's Regional Championship Game.

New Hanover 31-0 (4A Men)
Central Cabarrus 31-0 (3A Men)
Hickory 31-0 (3A Men)
Reidsville 27-0 (2A Men)
East Burke 30-0 (2A Women)

Last season, Central Cabarrus completed their perfect season with a state championship and looks to go back-to-back this year. In the Women's Championships, West Rowan also went undefeated in 2022-23 and enters this week 29-1, also looking to defend thier title from last year.

Regional Final Appearances

Based on records available, Farmville Central has the most regional final experience of all the teams competing this week in Winston-Salem. Below is the full list of Regional appearances for the 2024 finalsits.



2024 North Carolina High School Athletic Association Basketball Championships

Women's Regional Championships

Team	App	W	L	Last
East Bladen	22	12	9	2022
Cherokee	20	7	12	2018
Mountain Heritage	14	7	6	2022
Terry Sanford	14	7	6	2022
Hoggard	11	2	8	2015
Rolesville (Wake Forest)	10	3	9	2002
North Pitt	10	5	4	2023
East Columbus	9	1	7	2020
A.C. Reynolds	9	6	2	2004
West Rowan	6	2	3	2023
Charlotte Catholic	6	1	4	2023
Watauga	3	0	2	1997
East Burke	3	0	2	2023
Seaforth	2	1	0	2023
South Central	1	0	0	N/A
Lincoln Charter	1	0	0	N/A

Men's Regional Championships

Team	App	W	L	Last
Farmville Centrall	25	20	4	2023
North Mecklenburg	23	12	10	2023
Seventy-First	18	8	9	2022
Hickory	18	8	9	2018
New Hanover	16	8	7	2018
Goldsboro	15	10	4	2023
Reidsville	15	6	8	2023
Richmond	11	8	2	2023
Salisbury	9	4	4	2018
Westover	6	4	1	2020
Wilson Prep	6	4	1	2023
Central Cabarrus	6	4	1	2023
Lake Norman	5	4	0	2014
Bertie	3	0	2	2023
South Stokes	2	0	1	2009
Corvian Community	1	0	0	N/A

Championship Game Notes Friday Schedule

1:00 p.m. Corvian Community/Wilson Prep (Men)
6:00 p.m. Cherokee/East Columbus (Women)

3:30 p.m. West Rowan/ Terry Sanford (Women)
8:30 p.m. Central Cabarrus/Seventy-First (Men)



2024 North Carolina High School Athletic Association Basketball Championships

Intro to 1A Championships

The 1A Regional Champions were the first to punch their tickets to the State Championship Games as those Regional Finals took place on Monday at the Lawrence Joel Veterans Memorial Coliseum in Winston Salem. The Men's Championship will feature Wilson Prep, the defending champion, and Corvian Community. The Women's Championship will be decided by Cherokee and East Columbus.

Championship History

East Columbus and Corvian Community are each making their NCHSAA State Championship Game debut this week. Cherokee and Wilson Prep are each playing the final game of the season for the third time. Wilson Prep played last year and 2021, winning both times. Cherokee last appeared in the Championship Game in 1998, which they lost to Union 85-70. The Lady Braves won the 1A Title in their first appearance in 1996, beating Roanoke 69-63.

Championship Math

In the Women's Championship game, both East Columbus and Cherokee are No. 3 seeds. The Gators from East Columbus knocked off the No. 30 Northern Nash, No. 14 North Duplin, No. 11 Gates County, No. 10 Pamlico County and No. 12 East Bladen. The Lady Braves beat No. 30 Highlands, No. 14 North Stokes, No. 6 Thomas Jefferson, No. 2 (and defending champs) Bishop McGuinness and No. 1 Mountain Heritage.

In the Men's Championship, Wilson Prep is the No. 1 Seed in the East and Corvian Community is the No. 2 Seed from the West. The Tigers beat No. 32 Warren County, No. 17 Northside (Pinetown), No. 9 North Duplin, No. 4 Southern Wake Academy and No. 11 Bertie. The Cardinals defeated No. 31 Queen's Grant, No. 15 Swain County, No. 23 Mountain Island Charter, No. 3 Bishop McGuinness and No. 1 South Stokes.

Championship Home Economics

In the Women's Bracket, Cherokee, which will be the home team in the Championship Game, played their first three playoff games at home before travelling to Bishop McGuinness in the Regional Semifinals. The Lady Braves beat the defending champions 61-55 in Kernersville. East Columbus never left Lake Waccamaw in the 2024 playoffs until the trip to Winston-Salem for the Regional Final. In the Men's Bracket, both Wilson Prep and Corvian Community played all of their playoff contests in friendly confines before Monday's Regional Finals.

Championship Geography

Of the 1A schools that are playing, Cherokee is the furthest school from LJVM Coliseum at 196 road miles. East Columbus is 184 miles from the Coliseum and 368 miles from its opponent, Cherokee. Corvian Community School is the closest of the four 1A schools in the finals at just 73 miles from the Coliseum. Wilson Prep is 157 miles from LJVM and 205 miles from Corvian Community.

Intro to 3A Championships

The 3A Regional Champions were crowned on Tuesday evening at the Lawrence Joel Veterans Memorial Coliseum. The Men's Championship game on Friday will feature defending champions Central Cabarrus and Seventy-First. Central Cabarrus held off Hickory in the Regional Final, preventing the rare Football-Men's Basketball State Championship Game Rematch. The Women's Championship will also feature the defending champion West Rowan, taking on Terry Sanford.

Championship History

West Rowan and Central Cabarrus both won the 3A Championship in 2023 and are back in 2024 to defend. It is the



2024 North Carolina High School Athletic Association Basketball Championships

third all-time appearance in the title game for Central Cabarrus and the second appearance for Terry Sanford. In 2023, Central Cabarrus beat Northwood 65-51 and West Rowan beat Rocky Mount 60-50.

Seventy-First will make its fifth appearance in the final game of the season but will be looking for its first State Championship in Men's Basketball. Terry Sanford is making its fourth appearance in the title game but first since 2000. The Bulldogs are also still in search of their first state title.

Championship Math

In the Women's Championship West Rowan entered the playoffs as the No. 2 seed in the West Region and Terry Sanford was tabbed as the No. 3 Seed in the East. The Falcons beat No. 31 Central Cabarrus, No. 15 Northwest Guilford, No. 7 Ashe County, No. 3 East Lincoln and No. 1 A.C. Reynolds to reach the final. The Bulldogs defeated No. 30 Hunt, No. 14 Jacksonville, No. 6 Southern Durham, No. 2 Cape Fear and No. 1 South Central.

In the Men's Championship Seventy-First is the No. 4 Seed from the East and Central Cabarrus is the No. 2 Seed from the West. The Falcons from Seventy-First knocked off No. 29 Richlands, No. 13 Jacksonville, No. 5 South Central, No. 1 Swansboro and No. 2 Westover. The Vikings beat No. 31 Pisgah, No. 18 huss, No. 7 A.C. Reynolds, No. 14 Ben L. Smith and No. 1 Hickory to reach the Championship Game.

Championship Home Economics

In the Women's Bracket, Terry Sanford played their first three playoff contests at home before travelling to No. 2 Seed Cape Fear in the Regional Semifinals. The Bulldogs won that contest 75-68. West Rowan stayed in Mt. Ulla until the Regional Finals at LJVM. In the Men's Bracket, Central Cabarrus played its first four playoff games in Concord and Sevent-First played its first three games in Fayetteville before hitting the road and upsetting No. 1 Seed Swansboro in the Regional Semifinals.

Championship Geography

Of the 3A schools participating in the State Championship Games, Seventy-First has the longest drive to LJVM at 126 miles, just five miles further than East Women's Champion Terry Sanford. Terry Sanford and Seventy-First are both in Fayetteville and seperated by just seven miles. West Rowan has the shortest trip to Winston-Salem at just 42 miles and Central Cabarrus is 65 miles from the Coliseum.

Central Cabarrus and Seventy-First are 109 miles apart while West Rowan and Terry Sanford are 129 miles from each other.

Saturday Schedule

12:00 p.m. – Charlotte Catholic/Rolesville (4A Women)

5:00 p.m. – Reidsville/Farmville Central (2A Men)

2:30 p.m. – East Burke/North Pitt (2A Women)

7:30 p.m. – North Mecklenburg/New Hanover (4A Men)

Intro to 2A Championships

The 2A Regional Champions were decided on Wednesday at Lawrence Joel Veterans Memorial Coliseum and both Men's Regional Champions defended their titles from last year, setting up a rematch between Farmville Central and Reidsville. Those two teams also played on Dec. 28 this season, and the Rams topped the Jaguars 76-66 at the John Wall Invitation-al in Raleigh. In the Women's Bracket, East Burke continued its perfect season and North Pitt beat the defending East



2024 North Carolina High School Athletic Association Basketball Championships

Regional Champion Seaforth to earn a spot in the Finals.

Championship History

The Cavaliers from East Burke will be making their first appearance in the State Championship Game. Their opponent will be the North Pitt Panthers who are appearing the Final for the fourth time, most recently in 2018. The Panthers have never lost a State Championship Game. In the Men's Championship, Reidsville is playing for the State Championship for the sixth time, going 4-1 in their first five appearances. Reidsville won it's first Basketball Championship 100 years ago, beating New Hanover 19-18 in the Tin Can in Chapel Hill in 1924. Farmville Central is back for the 11th time, including the canceled Covid-19 year, and won in 89, 90, 93, 16, 19, 21 and 23.

Championship Math

Both Farmville Central and Reidsville are No. 1 Seeds in the 2024 Playoffs. In the East, Farmville Central knocked off No. 31 Ayden-Grifton, No. 17 Northeastern, No. 9 Southwest Onslow, No. 4 Northwood and No. 2 Goldsboro. In the West, Reidsville beat No. 32 Madison, No. 16 Lincolnton, No. 8 Shelby, No. 12 West Stokes and No. 2 Salisbury.

In the Women's Championship, No. 1 Seed North Pitt toppled No. 32 South Columbus, No. 16 Southeast Alamance, No. 8 Nash Central, No. 12 West Craven and No. 3 Seaforth to reach the Finals. No 3 Seed East Burke defeated No. 30 Monroe, No. 13 Southwestern Randolph, No. 6 Salisbury, No. 2 East Rutherford and No. 12 Lincoln Charter.

Championship Home Economics

As No. 1 Seeds, Farmville Central, Reidsville and North Pitt enjoyed home cookin' until they reached the Regional Finals on Wednesday at LJVM. East Burke, on the other hand, did leave Connelly Springs in the Regional Semifinals to play at No. 2 Seed East Rutherford. The Cavs won that game 57-40.

Championship Geography

Of the 2A schools that are playing in the Championship Games, North Pitt has the longest drive in at 195 miles from the Coliseum. Farmville Central is 179 miles away. West Regional Champions have shorter drive as East Burke is 79 miles away down I-40 and Reidsville is just 40 miles from LJVM.

East Burke High School and North Pitt High School are separated by 269 miles and Farmville Central High School and Reidsville High School are 161 miles apart.

Intro to 4A Championships

The 4A Regional Champions were decided on Thursday at Lawrence Joel Memorial Coliseum. In the Women's Championships, Charlotte Catholic rode a powerful performance from Blaca Thomas to win the West Regional Championship 61-55 over Watauga. In the East Regional Championship, Rolesville topped Hoggard with the help of a strong game from Caitlyn Jones, 47-34. In the Men's Bracket, New Hanover won it's second two-point game in a row as the Wildcats came back to beat Richmond 55-32 in the East Regional Final. The Wildcats are still undefeated in the 2023-24 season. North Mecklenburg outlasted Lake Norman 65-61 in overtime in the Western Regional Final to earn thier spot in the Title game

Championship History

Both Rolesville and Charlotte Catholic are making their NCHSAA Women's Basketball Championship Game debut on Saturday. In the Men's Championship, New Hanover is making its 21st appearance in the Championship Game but first since 2012. The Wildcats first played for a championship in 1919 in Bynum Gym at the University of North Carolina but fell to Winston-Salem 49-30. They returned in 1920 and beat Charlotte 31-27. North Mecklenburg will make its fifth



2024 North Carolina High School Athletic Association Basketball Championships

appearance in the championship game, though the last of those appearances was cancelled by Covid-19.

Championship Math

Rolesville is the No. 2 Seed in the East and along the way to the Championship Game they toppled No. 31 Green Hope, No. 15 South Garner, No. 7 Cardinal Gibbons, No. 6 Chapel Hill and No. 1 Hoggard. Charlotte Catholic is the No. 3 seed in the West and beat No. 30 South Caldwell, No. 14 Hickory Ridge, No. 9 Marvin Ridge, No. 2 Lake Norman and No. 1 Watauga.

In the Men's Bracket, New Hanover is the No. 1 Seed from the east and defeated No. 32 Northern Durham, No. 17 Knightdale No. 24 Sanderson, No. 12 Panther Creek and No. 2 Richmond to reach the Final. North Mecklenburg is the No. 5 Seed in the West and they beat No. 28 T.C. Roberson, No. 12 South Mecklenburg, No. 4 Mount Tabor, No. 1 Myers Park and No. 2 Lake Norman.

Championship Home Economics

As the No. 2 Seed, Rolesville played every game in the 2024 playoffs at home until the Regional Finals. Charlotte Catholic did have to venture away from home in the Regional Semifinals as they beat Lake Norman 51-44 to punch its ticket to LJVM. As the No. 1 Seed, New Hanover never left Wilmington in the first four rounds of the playoffs. North Mecklenburg played its first two playoff contests at home but had to hit the road to Mount Tabor in the third round, where they won 45-42. The Vikings were on the road again in round four at Myers Park where they won 79-63.

Championship Geography

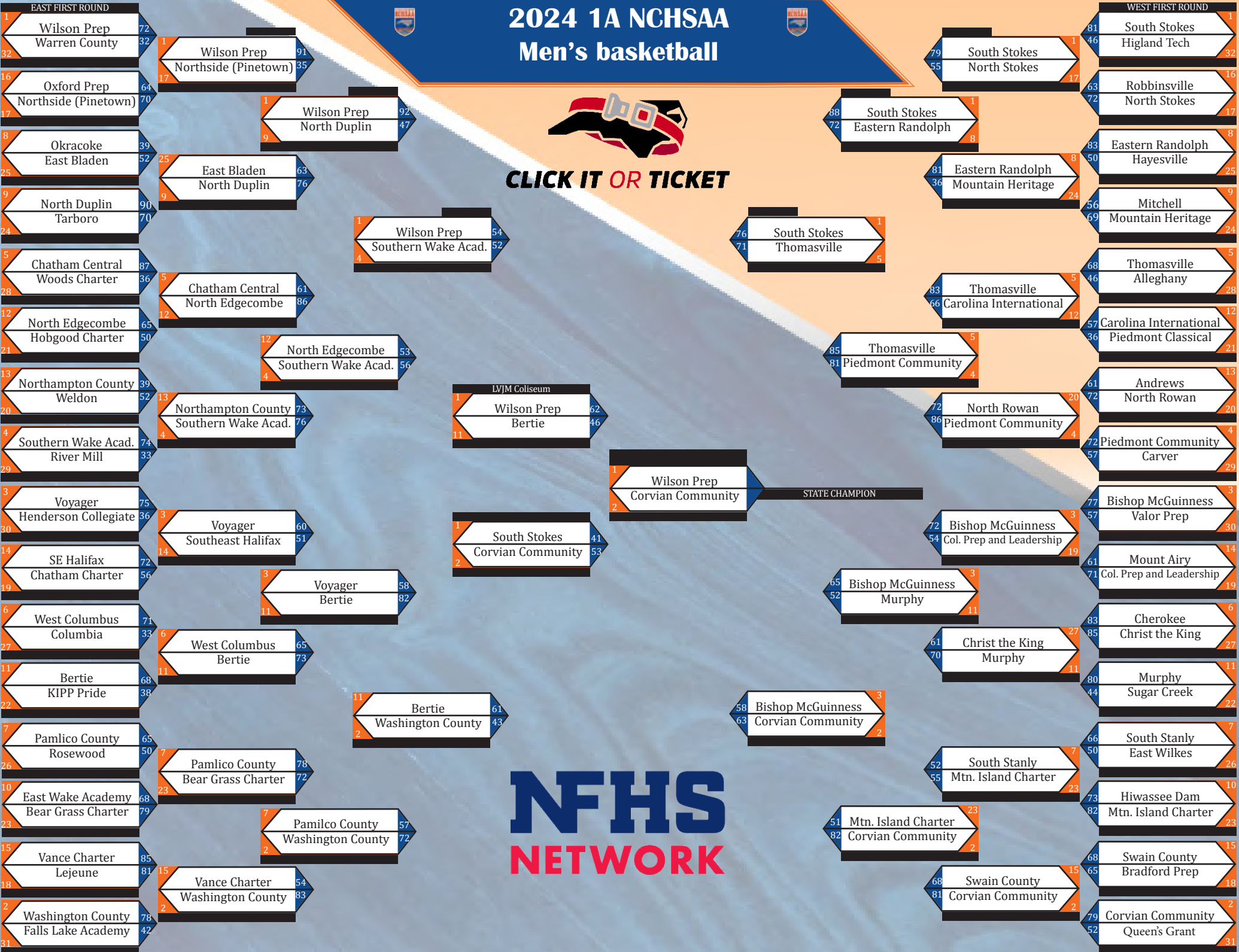
New Hanover had the longest trip to Winston-Salem of the four teams playing in the 4A Championship Games as the Wildcats covered 236 miles to get hit. The Wildcats are actually closer to their Championship Game opponent, North Meck, than they are to LJVM as the two schools are 206 miles apart. North Meck is just 74 miles from the Coliseum. In the Women's Final, Rolesville High School is 118 miles from Lawrence Joel while Charlotte Catholic is 94 miles from the Coliseum. Rolesville and Charlotte Catholic are separated by 193 miles, or roughly a three-hour drive.

2024 1A NCHSAA Men's basketball



CLICK IT OR TICKET

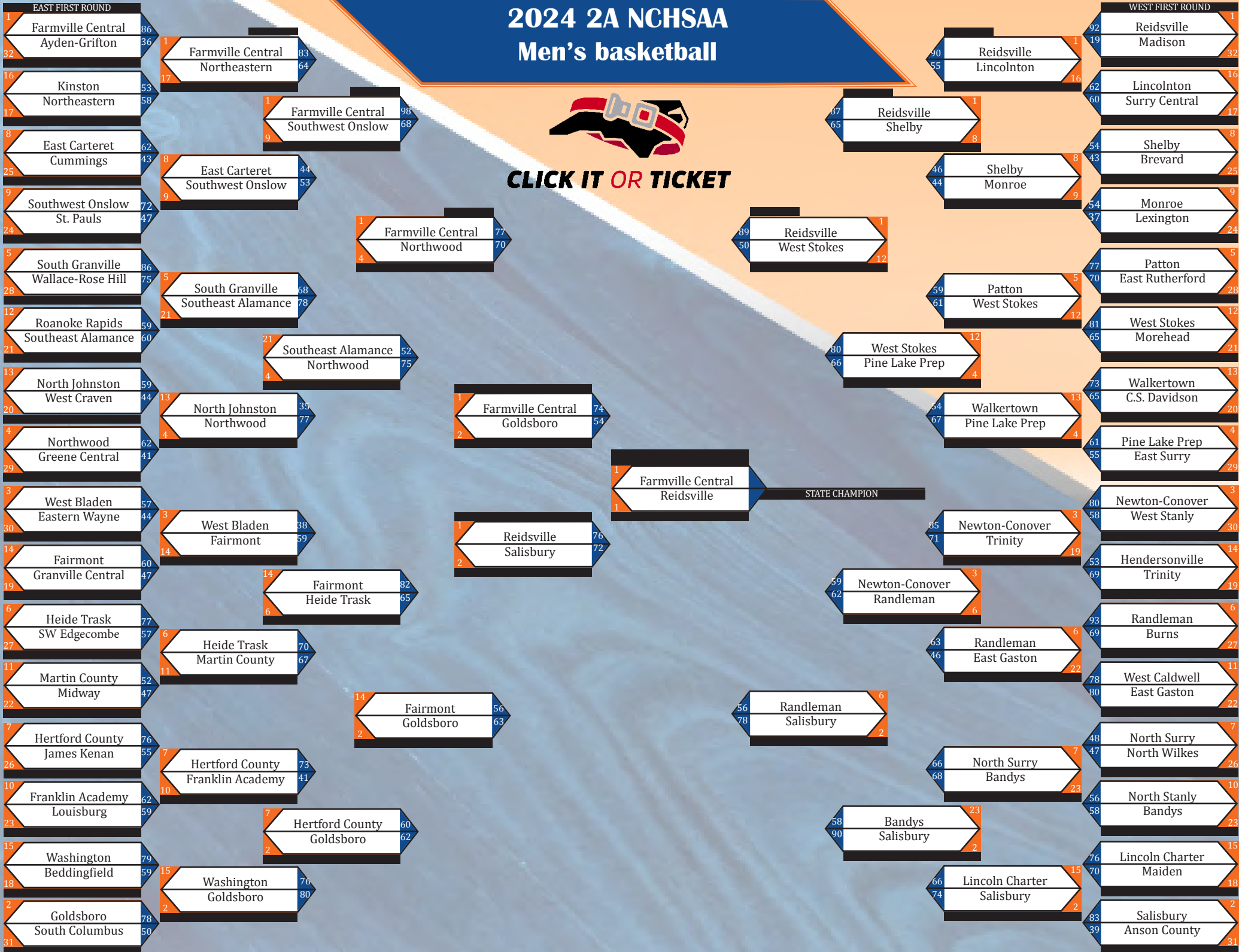
NFHS NETWORK



2024 2A NCHSAA Men's basketball



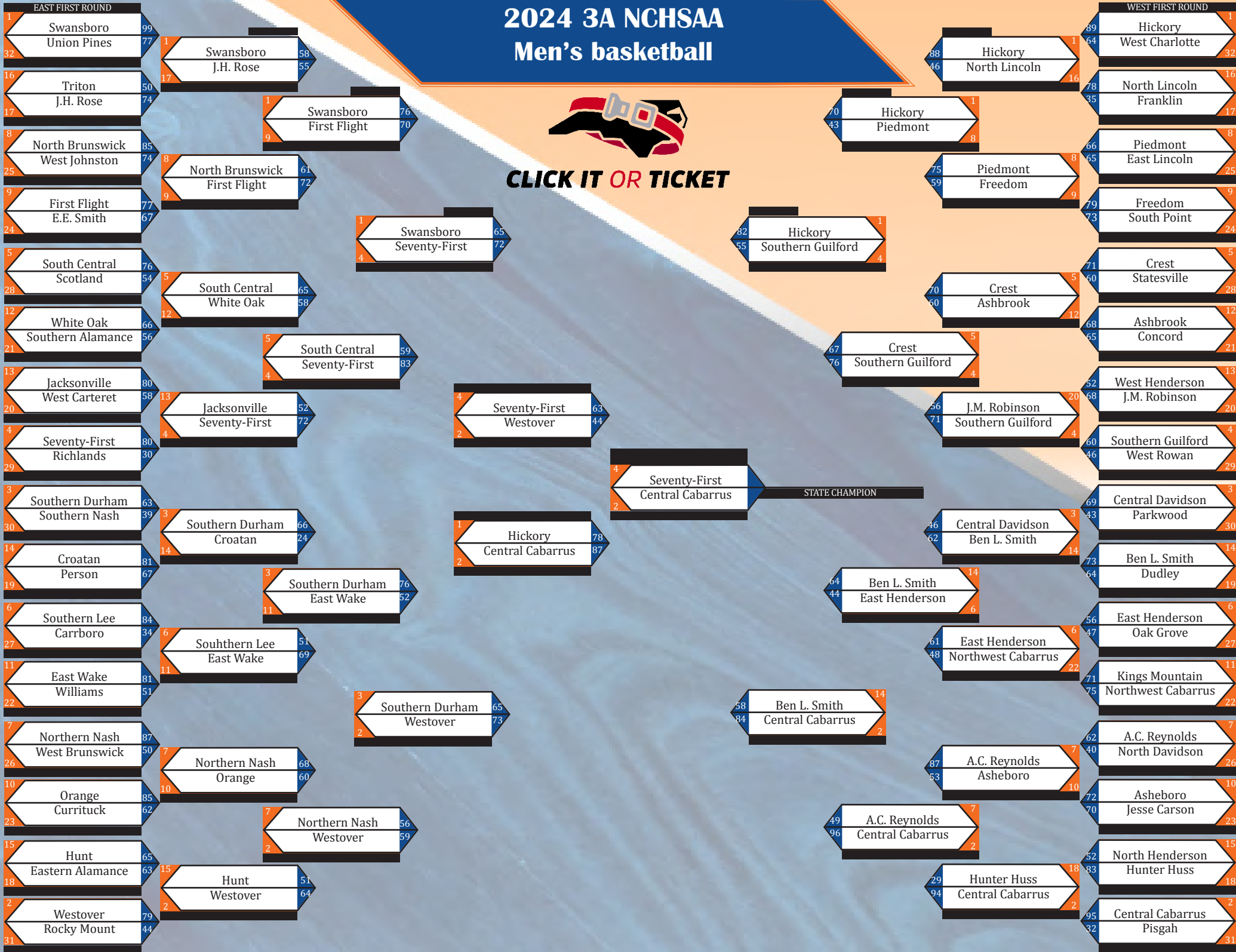
CLICK IT OR TICKET



2024 3A NCHSAA Men's basketball



CLICK IT OR TICKET

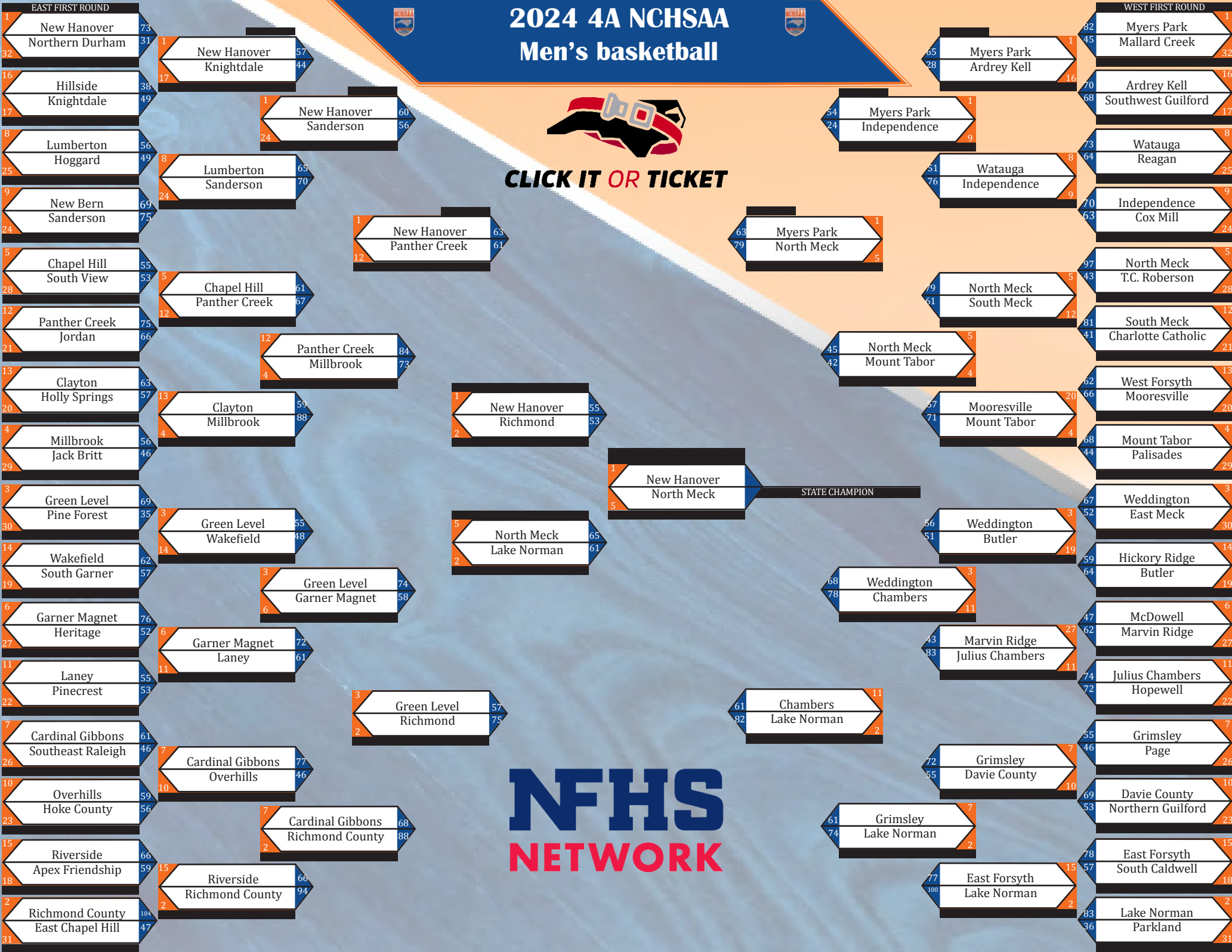


2024 4A NCHSAA Men's basketball



CLICK IT OR TICKET

NFHS
NETWORK

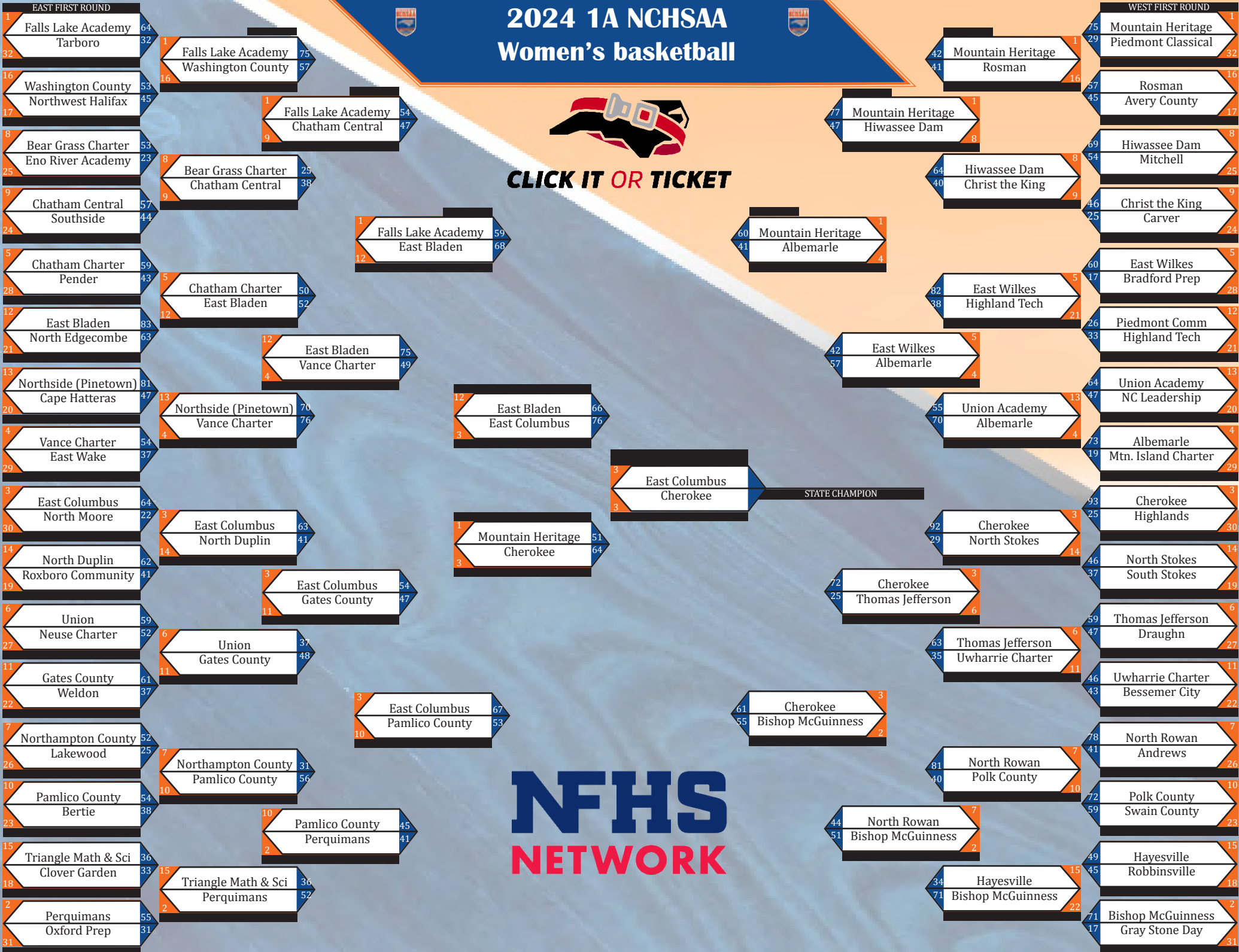


2024 1A NCHSAA Women's basketball



CLICK IT OR TICKET

NFHS
NETWORK

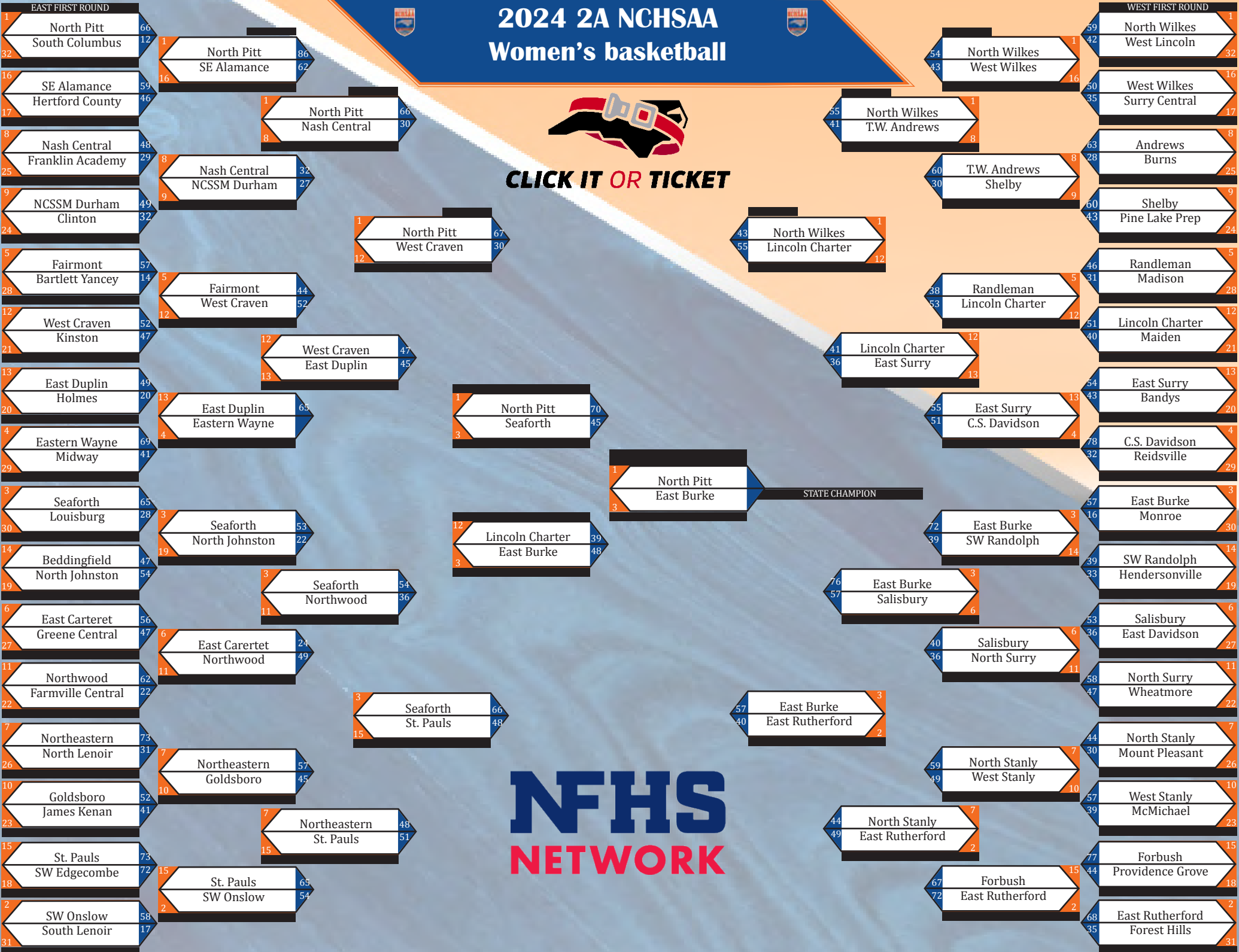


2024 2A NCHSAA Women's basketball



CLICK IT OR TICKET

NFHS
NETWORK



2024 3A NCHSAA Women's basketball



CLICK IT OR TICKET



1 South Central 50
3 Terry Sanford 58

1 A.C. Reynolds 54
2 West Rowan 66

3 Terry Sanford 75
2 Cape Fear 68

NFHS NETWORK

63 A.C. Reynolds 1
60 Ben L. Smith 5

56 Ben L. Smith 5
41 Pisgah 13

62 Pisgah 13
49 Oak Grove 4

53 East Lincoln 3
43 Freedom 19

57 East Lincoln 3
49 Cramer 6

69 Cramer 6
64 Hibriten 11

42 East Lincoln 3
55 West Rowan 2

52 Ashe County 7
79 West Rowan 2

40 Northwest Cabarrus 15
70 West Rowan 2

55 A.C. Reynolds 1
36 Dudley 16

70 A.C. Reynolds 1
50 St. Stephens 24

60 Ben L. Smith 5
45 J.M. Robinson 12

56 Ben L. Smith 5
41 Pisgah 13

62 Pisgah 13
49 Oak Grove 4

53 East Lincoln 3
43 Freedom 19

69 Cramer 6
64 Hibriten 11

64 Ashe County 7
51 North Iredell 10

52 Ashe County 7
79 West Rowan 2

40 Northwest Cabarrus 15
70 West Rowan 2

76 A.C. Reynolds 1
17 West Charlotte 32

53 Dudley 16
41 Crest 17

59 West Henderson 8
43 South Point 25

42 Piedmont 9
60 St. Stephens 24

56 Ben L. Smith 5
26 Central Davidson 28

55 J.M. Robinson 12
46 North Buncombe 21

47 Pisgah 13
20 Rockingham Co 20

61 Oak Grove 4
42 Erwin 29

79 East Lincoln 3
33 Forest View 30

53 North Davidson 14
59 Freedom 19

64 Cramer 6
49 Foard 27

61 Hibriten 11
49 Hickory 22

73 Ashe County 7
58 Franklin 26

54 North Iredell 10
43 Montgomery Central 23

62 Northwest Cabarrus 15
40 North Lincoln 18

74 West Rowan 2
27 Central Cabarrus 31

74 West Rowan 2
27 Central Cabarrus 31

1 South Central 69
32 White Oak 44

16 Vance County 69
17 Westover 54

8 Fike 35
25 Croatan 32

9 Scotland 56
24 Cedar Ridge 42

5 Franklinton 65
28 Union Pines 33

12 Rocky Mount 43
21 Orange 25

13 E.E. Smith 85
20 Williams 58

4 Western Alamance 67
29 Lee County 20

3 Terry Sanford 69
30 Hunt 29

14 Jacksonville 57
19 Carrboro 50

6 Southern Durham 73
27 Southern Alamance 39

11 West Brunswick 42
22 Seventy-First 62

7 First Flight 53
26 Triton 60

10 West Carteret 30
23 C.B. Aycock 53

15 Eastern Alamance 62
18 Currituck 37

2 Cape Fear 85
31 South Johnston 51

2 Cape Fear 85
31 South Johnston 51

1 South Central 78
16 Vance County 46

1 South Central 63
9 Scotland 55

8 Fike 44
9 Scotland 62

5 Franklinton 61
12 Rocky Mount 37

5 Franklinton 59
4 Western Alamance 66

13 E.E. Smith 77
4 Western Alamance 92

3 Terry Sanford 69
15 Jacksonville 51

3 Terry Sanford 70
6 Southern Durham 47

6 Southern Durham 80
22 Seventh-First 48

26 Triton 44
23 C.B. Aycock 46

23 C.B. Aycock 54
2 Cape Fear 69

15 Eastern Alamance 64
2 Cape Fear 80

26 Triton 44
23 C.B. Aycock 46

23 C.B. Aycock 54
2 Cape Fear 69

15 Eastern Alamance 64
2 Cape Fear 80

2 Cape Fear 85
31 South Johnston 51

2 Cape Fear 85
31 South Johnston 51

2024 4A NCHSAA Women's basketball



CLICK IT OR TICKET

NFHS
NETWORK

EAST FIRST ROUND		
1	Hoggard	48
32	Apex	27
16	Wakefield	57
17	Jack Britt	38
8	South View	42
25	Pine Forest	38
9	D.H. Conley	33
24	Jordan	32
5	Richmond	84
28	Cleveland	46
12	New Hanover	51
21	Leesville Road	53
13	Hillside	39
20	SE Raleigh	46
4	Willow Spring	61
29	Apex Friendship	40
3	Panther Creek	66
30	Lumberton	42
14	Middle Creek	65
19	Laney	35
6	Chapel Hill	53
27	Knightdale	35
11	Green Level	59
22	Topsail	37
7	Cardinal Gibbons	45
26	Cary	41
10	Overhills	53
23	Corinth Holders	33
15	South Garner	42
18	Ashley	30
2	Rolesville	84
31	Green Hope	40

1	Hoggard	56
16	Wakefield	45
1	Hoggard	48
8	South View	26
8	South View	50
9	D.H. Conley	32
5	Richmond	69
21	Leesville Road	57
5	Richmond	64
20	SE Raleigh	43
20	SE Raleigh	41
4	Willow Spring	40
3	Panther Creek	71
14	Middle Creek	57
3	Panther Creek	37
6	Chapel Hill	52
6	Chapel Hill	61
11	Green Level	28
6	Chapel Hill	44
2	Rolesville	50
7	Cardinal Gibbons	53
10	Overhills	44
7	Cardinal Gibbons	32
2	South Garner	79
15	South Garner	63
2	Rolesville	76

1	Hoggard	50
5	Richmond	41
1	Hoggard	47
2	Rolesville	34
1	Watauga	55
3	Charlotte Catholic	61
6	Chapel Hill	44
2	Rolesville	50

1	Watauga	73
16	North Meck	68
1	Watauga	62
8	Mallard Creek	44
1	Watauga	50
4	Myers Park	38
2	Rolesville	3
3	Charlotte Catholic	51
44	Lake Norman	2

1	Watauga	76
16	North Meck	34
1	Watauga	80
8	Mallard Creek	45
1	Northern Guilford	74
5	Ardey Kell	70
5	Northern Guilford	51
4	Myers Park	56
4	Porter Ridge	44
4	Myers Park	62
3	Charlotte Catholic	52
6	Marvin Ridge	40
6	Marvin Ridge	51
11	Independence	42
7	McDowell	33
10	Alexander Central	41
10	Alexander Central	38
2	Lake Norman	50
18	R.J. Reynolds	46
2	Lake Norman	72

WEST FIRST ROUND		
1	Watauga	76
32	South Iredell	34
16	North Meck	86
17	Asheville	53
8	Mallard Creek	76
25	Sun Valley	38
9	Mount Tabor	63
24	Cox Mill	55
5	Northern Guilford	70
28	Davie	43
12	Ardey Kell	73
21	Butler	46
13	Porter Ridge	78
20	SE Guilford	46
4	Myers Park	64
29	Hough	44
3	Charlotte Catholic	67
30	South Caldwell	18
14	Hickory Ridge	55
19	West Cabarras	39
6	Marvin Ridge	52
27	Weddington	42
11	Independence	77
22	South Meck	40
7	McDowell	46
26	Providence	39
10	Alexander Central	47
23	Southwest Guilford	39
15	Northwest Guilford	37
18	R.J. Reynolds	46
2	Lake Norman	81
31	Cuthbertson	36

W
S

Where Champions Compete



Photo: Winston-Salem State University

Championship Amenities

State-of-the-art RISE Indoor Sports Complex:
20 courts plus turf, 123,000 square-feet

Truist Sports Park: 13 full-size fields —
9 grass / 4 turf; 11 lighted, 1 stadium

JDL Fast Track: Indoor facility with
200-meter Mondotrack, 1,700 bleacher seats

Truist Stadium: Home to minor league Dash
baseball, 5,500 stadium-style seats

Championship level track and field, baseball,
basketball, cycling, tennis, & volleyball complexes

Over **5,300 hotel rooms** at 50 hotel properties

Home to **world class NCAA DI, DII, DIII facilities**

More than **500 diverse, team-friendly dining choices**

Named a **Forbes' Top 10 Best downtown**

Championship Partners

Winston-Salem is proud
to welcome the **2024
NCHSAA Basketball
Championships.**

To learn more about
dining, sightseeing,
history, arts and
entertainment during
your visit, contact us
at 336-728-4200 or
VisitWinstonSalem.com.





2024 North Carolina High School Athletic Association 1A East Women's Champions

East Columbus Gators

City: Lake Waccamaw
Record: 26-1
Conference: Waccamaw
Principal: Kenneth Brown
Athletic Director: Jason Nance
Head Coach: Latoya Brown
Assistant(s): James Freeman
Statisticians: MJ Graham, Tristan Bellamy



Schedule

21-Nov	vs Union	W52-33
28-Nov	at North Brunswick	W55-26
1-Dec	at South Brunswick	W46-27
5-Dec	vs North Brunswick	W49-17
6-Dec	vs South Brunswick	W53-44
12-Dec	at Union	W60-38
13-Dec	vs Lakewood	W53-22
15-Dec	vs Pender*	W48-23
3-Jan	at East Bladen*	L60-57
5-Jan	vs South Columbus*	W59-10
10-Jan	at Whiteville*	W48-42
19-Jan	at Heide Trask*	W55-21
23-Jan	vs West Columbus*	W65-10
24-Jan	at Pender*	W53-35
30-Jan	vs East Bladen*	W58-53
1-Feb	at Lakewood	W52-22
2-Feb	at South Columbus*	W58-14
9-Feb	vs Whiteville*	W46-33
13-Feb	vs Heide Trask*	W61-18
16-Feb	at West Columbus*	W68-21
21-Feb	vs South Columbus***	W69-24
23-Feb	vs East Bladen	W50-43
27-Feb	vs North Moore**	W64-22

1-Mar	vs North Duplin**	W63-51
5-Mar	vs Gates County**	W54-47 (OT)
8-Mar	vs Pamlico County**	W67-53
11-Mar	vs East Bladen**	W76-66
15-Mar	at Cherokee**	6:00pm

Roster

1	Malayah Hines	Jr.	PG	5'2"
2	Skylah Collins	Fr.	P	5'5"
3	Rylie Graham	Jr.	G, F	5'6"
4	Kaley Mitchell	Sr.	SG, PG	-
10	Zaria Swindell	Sr.	C, F	5'9"
11	Malia J. Graham	So.	F, C	5'11"
12	Ryleigh Owens	Fr.	G	-
14	Destiney Mitchell	Sr.	SG, F	5'7"
20	Chynna Patrick	Sr.	C, PF	6'0"
21	Shamiah Johnson	Jr.	C, PF	5'10"



2024 North Carolina High School Athletic Association 1A West Women's Champions

Cherokee Lady Braves

City: Cherokee
Record: 28-1
Conference: Big Smoky
Principal: Debora Foerst
Athletic Director: Chase Sneed
Head Coach: Ann Gardner
Assistant(s): Caroline Hyatt



Schedule

28-Nov	vs Tuscola	W89-22	27-Feb	vs Highlands**	W93-25
30-Nov	at Franklin	W82-51	1-Mar	vs North Stokes**	W92-29
7-Dec	vs Choctaw Central***	L74-52	5-Mar	vs Thomas Jefferson**	W72-25
8-Dec	vs Alma***	W71-49	8-Mar	at Bishop McGuinness**	W61-55
9-Dec	vs Ada***	W63-49	11-Mar	at Mountain Heritage**	W64-51
12-Dec	vs Blue Ridge Early College	W93-5	15-Mar	vs East Columbus**	6:00pm
15-Dec	at Andrews*	W77-9			
19-Dec	at Hayesville*	W67-21			
27-Dec	vs Tournament Opponent	W88-30			
28-Dec	vs Erwin***	W78-34			
29-Dec	vs Mount Tabor***	W62-35			
5-Jan	at Swain County*	W77-23			
12-Jan	at Nantahala	W119-18			
17-Jan	at Highlands	W62-14			
23-Jan	at Murphy*	W83-32			
26-Jan	at Robbinsville*	W79-27			
30-Jan	vs Andrews*	W78-26			
2-Feb	vs Hayesville*	W69-16			
6-Feb	vs Swain County*	W82-19			
8-Feb	vs Hiwassee Dam	W98-32			
9-Feb	vs Murphy*	W90-29			
13-Feb	vs Robbinsville*	W92-20			
19-Feb	vs Swain County	W78-28			
23-Feb	vs Hayesville	W82-27			

Roster

1	Awlee Walkingstick	Sr.	G
2	Kyla Moore	Jr.	PF 5'8"
4	Cecily "dvdya" Swimmer	So.	PG, G 5'4"
10	Daisee Fourkiller-Raby	Fr.	PG, G 5'6"
12	Loshi Ward	Sr.	G
13	Joscelyn Stamper	Fr.	C, F 6'2"
14	Aaliyah Rogers	Fr.	G, F 5'7"
15	Tsuli Lossiah	Jr.	G
23	Creedon Arch	Sr.	G, F
24	Yvonne Saunooke	So.	F, G 5'8"
30	Emilee Brady	Fr.	G 5'8"
32	Whitney Rogers	Jr.	G 5'6"



2024 North Carolina High School Athletic Association 1A East Men's Champions

Wilson Prep Academy Tigers

City: Wilson
Record: 26-5
Conference: Tar Roanoke
Principal: Tevis Harris
Athletic Director: Daryl Woodard
Head Coach: Anthony Atkinson Jr.
Assistant(s): Joshua Willingham,
Juice Batts, Gary Artis, Rasheed
Artis, Anthony Atkinson Sr.



Schedule

18-Nov	at Greenfield	W94-89
21-Nov	at Farmville Central	L97-64
25-Nov	vs Southern Wake Acad	L73-60
29-Nov	vs Voyager	W81-56
1-Dec	vs Northampton County*	W93-88
2-Dec	vs Catholic	W64-42
8-Dec	vs North Edgecombe*	W100-67
9-Dec	vs The Burlington School	L71-64
12-Dec	vs Rocky Mount Prep*	W83-33
15-Dec	at Northwest Halifax*	W81-35
5-Jan	at KIPP Pride*	W64-45
10-Jan	at Weldon*	W83-63
16-Jan	vs Southeast Halifax*	W81-49
19-Jan	at Northampton County*	W87-72
26-Jan	at North Edgecombe*	W83-77
30-Jan	at Rocky Mount Prep*	W84-44
31-Jan	vs Farmville Central	L82-47
2-Feb	vs Northwest Halifax*	W76-25
3-Feb	vs Greenfield	L78-52
6-Feb	vs KIPP Pride*	W83-44
8-Feb	at Warren County*	W83-63
9-Feb	vs Weldon*	W79-35
13-Feb	vs Warren County*	W85-38

16-Feb	at Southeast Halifax*	W62-59
19-Feb	vs Northwest Halifax	W84-59
21-Feb	vs Southeast Halifax	W94-70
27-Feb	vs Warren County**	W72-32
1-Mar	vs Northside - Pinetown**	W91-35
5-Mar	vs North Duplin**	W92-47
8-Mar	vs Southern Wake Acad**	W54-52
11-Mar	vs Bertie**	W62-46
15-Mar	vs Corvian Community**	1:00pm

Roster

0	Ben Ferguson	Sr.	G	6'3"
1	Josh Hicks	Sr.	G	5'10"
2	Keontae Barron	Jr.	PG	6'0"
3	Brandon Anderson	Sr.	G	6'2"
4	Leslie Minter	Sr.	G	
5	Elijah Newsome	Jr.	G	6'3"
10	David Ellis	Sr.	C	6'8"
11	Donovan Dickens	So.	G	6'2"
12	Jashon Artis	So.	PG	5'8"
13	Khristian Woodard	Sr.	G	6'2"
15	Zephaniah Edmunson	Jr.	G	5'9"
20	Jeremiah Williams	Jr.	PF	6'2"
23	Xavier Williams	So.	F	6'2"



2024 North Carolina High School Athletic Association 1A West Men's Champions

Corvian Community Cardinals

City: Charlotte
Record: 27-2
Conference: Catawba Shores
Principal: Nicki Sinclair
Athletic Director: Terri Roberts
Head Coach: Ron Murphy
Assistant(s): Jeff Brantley



Schedule

17-Nov	vs Comenius	W78-62
21-Nov	at SouthLake Christian	L49-48
8-Dec	at Lincoln Charter*	L68-59
12-Dec	vs Langtree Charter*	W76-37
15-Dec	at CSD*	W68-57
28-Dec	vs West Stanly***	W80-35
29-Dec	vs South Stanly***	W81-67
30-Dec	at North Stanly***	W71-55
4-Jan	at Jackson Day	W81-49
5-Jan	at Christ the King*	W61-49
6-Jan	vs Sun Valley	W77-65
16-Jan	at Pine Lake Prep*	L63-53
17-Jan	vs Mtn Island Charter*	W78-64
19-Jan	vs Bradford Prep*	W79-60
23-Jan	vs Lincoln Charter*	W63-60
25-Jan	vs Metrolina	W61-51
26-Jan	at Langtree Charter*	W78-47
30-Jan	vs CSD*	W68-54
2-Feb	vs Christ the King*	W69-52
6-Feb	at Mtn Island Charter*	W71-50
9-Feb	vs Pine Lake Prep*	W68-43
16-Feb	at Bradford Prep*	W72-55
19-Feb	vs Langtree Charter	W60-41
21-Feb	vs CSD	W61-49

23-Feb	vs Pine Lake Prep	W85-68
27-Feb	vs Queen's Grant**	W79-52
1-Mar	vs Swain County**	W81-68
5-Mar	vs Mtn Island Charter**	W82-51
8-Mar	vs Bishop McGuinness**	W63-58
11-Mar	vs South Stokes**	W53-41
15-Mar	vs Wilson Prep**	1:00pm

Roster

1	RJ Moore Jr.	Fr.	SG	6'4"	160 lbs
2	Malachi McCutcheon Jr.		SE, G	6'5"	185 lbs
3	Doug Quarles III	Jr.	F	6'5"	200 lbs
4	DeMarkus Milton	Jr.	G	5'11"	175 lbs
5	Jack Hudson	Sr.	G, SF	6'3"	205 lbs
10	Cam Johnson	Jr.	SG	6'0"	165 lbs
11	Christiaan Evans II	Jr.	W	5'11"	215 lbs
12	Adrian Scott	Jr.	F	6'6"	210 lbs
13	Brycen Hinnant	So.	SG		
15	AJ Jackson Jr.	Jr.	PG	5'9"	165 lbs
21	John Riggall	Jr.	SG	5'11"	165 lbs
22	Connor Frey	Jr.	W	6'1"	155 lbs
24	Barrington Cook	So.	SG	-	-



2024 North Carolina High School Athletic Association 2A East Women's Champions

North Pitt Panthers

City: Bethel
Record: 28-3
Conference: Eastern Plains
Principal: Maurice Harris
Athletic Director: Matt Goddard
Head Coach: Antwon Pittman
Assistant(s): Steve Staton, Dwayne Haines, Jessica Little, Erica Lightfoot



Schedule

18-Nov	vs Terry Sanford	L64-53	1-Mar	vs Southeast Alamance**	W86-62
25-Nov	vs Hillside	W76-57	5-Mar	vs Nash Central**	W66-30
28-Nov	vs South Central	W72-48	8-Mar	vs West Craven**	W67-30
1-Dec	at Southern Wayne	W60-14	13-Mar	vs Seaforth**	W70-45
12-Dec	at D.H. Conley	W76-51	16-Mar	at East Burke**	7:00pm
15-Dec	at Greene Central*	W66-29			
27-Dec	vs Rolesville***	W61-50			
28-Dec	vs Charlotte Catholic***	W60-54			
30-Dec	vs Morris Catholic***	L68-52			
3-Jan	at South Central	L58-43			
5-Jan	vs SouthWest Edgecombe*	W75-30			
10-Jan	vs Ayden - Grifton*	W55-3			
12-Jan	vs Washington*	W66-18			
15-Jan	vs Cape Fear	W70-53			
19-Jan	at West Craven*	W73-53			
23-Jan	at Farmville Central*	W73-29			
24-Jan	vs J.H. Rose	W61-33			
26-Jan	vs Greene Central*	W63-17			
2-Feb	at SouthWest Edgecombe*	W71-23			
6-Feb	at Ayden - Grifton*	W74-17			
7-Feb	vs Perquimans	W71-28			
9-Feb	at Washington*	W77-25			
13-Feb	vs West Craven*	W80-37			
16-Feb	vs Farmville Central*	W74-23			
21-Feb	vs Greene Central	W64-32			
23-Feb	vs West Craven	W73-31			
27-Feb	vs South Columbus**	W66-12			

Roster

0	Jordan Speller	Fr.	G	5'7"
1	Ja'Nautica Spruill	Fr.	G	5'3"
2	Kenae Edwards	Sr.	G	5'5"
3	Zamareya Jones	Sr.	G	5'8"
5	Gjahnice Chance	Sr.	G	5'6"
10	Ta'Kayla Carmon	Jr.	G	5'7"
12	Corine Beatty	Sr.	F	5'8"
13	NiAsia Speight	Fr.	G	5'6"
14	Zykereya Jones	Fr.	G	5'8"
15	Tealijah Bond	Sr.	G	5'7"
21	Zihanna Lightfoot	So.	F	6'1"
22	Khamoni Heath	So.	G	5'7"
23	Allianna Duncan	Fr.	F	5'8"
32	Ny'Veah Woodard	Fr.	F	6'3"
35	Zymari Cotton	Fr.	G	5'7"



2024 North Carolina High School Athletic Association 2A West Women's Champions

East Burke Cavaliers

City: Connelly Springs
Record: 31-0
Conference:
Principal: Katie Moore
Athletic Director: Jim Childers
Head Coach: Crystal Bartlett
Assistant(s): Peyton Murray,
Heather Ramsey
Statistician(s): Jason Baker, John
Hurst



Schedule

17-Nov	vs South Caldwell	W62-33	21-Feb	vs Newton-Conover	W68-39
21-Nov	vs Freedom	W61-54	23-Feb	vs Bandys*	W43-26
22-Nov	at Patton	W64-16	27-Feb	vs Monroe**	W57-16
28-Nov	at St. Stephens	W62-53	1-Mar	vs SW Randolph**	W72-39
1-Dec	vs Draughn	W60-35	5-Mar	vs Salisbury**	W76-57
7-Dec	at Freedom	W71-49	8-Mar	at East Rutherford**	W57-40
12-Dec	at Draughn	W80-46	13-Mar	vs Lincoln Charter**	W48-39
15-Dec	at Maiden*	W60-40	16-Mar	vs North Pitt**	7:00pm
28-Dec	at Patton***	W64-12			
29-Dec	at McDowell***	W61-48			
5-Jan	vs Bandys*	W76-28			
10-Jan	vs Newton-Conover*	W74-31			
12-Jan	at Bunker Hill*	W81-20			
16-Jan	vs Lincolnton*	W71-25			
19-Jan	at West Lincoln*	W78-32			
23-Jan	vs West Caldwell*	W79-19			
26-Jan	vs Maiden*	W93-48			
30-Jan	at Bandys*	W77-42			
1-Feb	at Newton-Conover*	W68-29			
6-Feb	at Lincolnton*	W77-20			
9-Feb	vs Bunker Hill*	W75-12			
13-Feb	vs West Lincoln*	W100-21			
16-Feb	at West Caldwell*	W73-15			
19-Feb	vs West Caldwell	W65-22			

Roster

2	Anna Coble	So.	G	5'1"
3	Addi Brittain	Fr.	G	5'3"
4	Kendall McFalls	Fr.	G	5'7"
5	Kaliyah Hill	Jr.	W	5'9"
10	Sydney Pyatte	Fr.	P	5'10"
11	Kassie Turner	Sr.	SF	5'8"
12	Braelyn Stilwell	Jr.	PG	
15	Macy McNeil	Jr.	G	5'3"
20	Saleen Franklin	Fr.	W	5'9"
22	Kara Brinkley	So.	SG, W	6'0"
24	Journi McDowell	Jr.	G, SF	
30	Ally Moore	Sr.	PG, SG	
42	Kamiah Lawing	Sr.	PF	5'11"



2024 North Carolina High School Athletic Association 2A East Men's Champions

Farmville Central Jaguars

City: Farmville
Record: 30-1
Conference: Eastern Plains
Principal: Brad Johnston
Athletic Director: Larry Williford
Head Coach: Larry Williford
Team Staff: Brandon Knight, Jah Short
Juan Barrera, Ray Baldree



Photo Courtesy Game of Inches

Schedule

21-Nov	vs Wilson Prep	W97-64
29-Nov	vs D.H. Conley	W82-17
5-Dec	at D.H. Conley	W79-26
9-Dec	vs Northern Nash	W82-57
13-Dec	at Northeastern	W83-54
15-Dec	vs SouthWest Edgecombe*	W89-37
20-Dec	vs Northeastern	W87-63
28-Dec	vs Reidsville***	L76-66
29-Dec	at Broughton***	W81-65
30-Dec	vs Jordan***	W77-62
3-Jan	at Ayden - Grifton*	W95-72
5-Jan	at Washington*	W82-59
11-Jan	vs West Craven*	W93-38
13-Jan	vs Fike***	W73-32
15-Jan	vs Eastern Randolph	W93-42
19-Jan	vs Greene Central*	W85-63
23-Jan	vs North Pitt*	W99-42
26-Jan	at SouthWest Edgecombe*	W83-41
30-Jan	vs Ayden - Grifton*	W100-47
31-Jan	at Wilson Prep	W82-47
2-Feb	vs Washington*	W94-55
6-Feb	at West Craven*	W76-49
13-Feb	at Greene Central*	W94-66
16-Feb	at North Pitt*	W94-42
21-Feb	vs SouthWest Edgecombe	W96-61
23-Feb	vs Washington*	W90-59

27-Feb	vs Ayden - Grifton**	W86-36
1-Mar	vs Northeastern**	W83-64
5-Mar	vs Southwest Onslow**	W98-68
8-Mar	vs Northwood**	W77-70
13-Mar	vs Goldsboro**	W74-54
16-Mar	vs Reidsville**	

Roster

0	Keymari Outlaw	Sr.	G	5'10"
1	Tyler Whitehurst	Sr.	G	5'10"
2	Jordan Jones	Sr.	W	6'5"
3	JD Daniels	Sr.	W	6'3"
5	Alex Moye	Sr.	F	6'2"
10	Hampton Evans	Sr.	F	6'6"
11	Mykal "MJ" Williams	Jr.	PG	5'10"
12	Omaurie Phillips	Jr.	F	6'4"
14	Landen Barnes	Sr.	F	6'4"
21	Jazion Willoughby	Sr.	G	5'8"
23	Xavier Sheppard	Jr.	C	6'5"
24	Chris Rhodes	Sr.	G, W	6'1"
32	Elijah Able	Jr.	G	5'10"
33	Jocquez Dixon	Jr.	F, C	6'5"
42	Covonye Streeter	Jr.	G	6'0"
44	Amarion Williams	So.	G	6'1"



2024 North Carolina High School Athletic Association 2A West Men's Champions

Reidsville Rams

City: Reidsville
Record: 28-0
Conference: Mid-State
Principal: Erica Blackwell
Athletic Director: Joe Walker III
Head Coach: Jason Ross
Assistant(s): Khalil Rahman,
Jarrod Neal and Chico Galloway
Statistician(s): Twanjua Scarver



Photo Courtesy Game of Inches

Schedule

12-Dec	vs T.W. Andrews*	W80-41
15-Dec	at North Forsyth*	W88-51
19-Dec	vs Northern Guilford	W80-69
20-Dec	at Rockingham County	W85-47
28-Dec	vs Farmville Central***	W76-66
29-Dec	vs Cannon***	W73-71
30-Dec	vs Northwood***	W69-53
3-Jan	vs Western Guilford	W74-25
5-Jan	vs Walkertown*	W89-67
8-Jan	vs Rockingham County	W86-53
12-Jan	at West Stokes*	W66-61
13-Jan	vs Burlington Christian	W77-59
19-Jan	at Morehead*	W86-52
23-Jan	at T.W. Andrews*	W72-48
26-Jan	vs North Forsyth*	W92-59
30-Jan	at Walkertown*	W80-66
31-Jan	vs McMichael*	W94-55
6-Feb	vs West Stokes*	W94-59
7-Feb	at Dudley	W65-55
9-Feb	at McMichael*	W77-56
13-Feb	vs Morehead*	W63-43
20-Feb	at Morehead	W76-65
23-Feb	vs Walkertown	W86-66

27-Feb	vs Madison**	W92-19
1-Mar	vs Lincolnton**	W90-55
5-Mar	vs Shelby**	W87-65
8-Mar	vs West Stokes**	W89-50
13-Mar	vs Salisbury**	W76-72
16-Mar	vs Farmville Central**	

Roster

0	Kendre Harrison	So.	F, C	6'7"	
1	Dionte Neal	So.	PG	5'9"	155 lbs
2	Kaleb Shaifer	Sr.	SG	5'10"	
3	Johnniyus Sharpe Jr.	G		6'3"	170 lbs
4	Aljariq Lee	Sr.	G, W	6'2"	200 lbs
5	Nysir Bell	Sr.	W	6'3"	170 lbs
10	Cam'Ron Jones	Jr.	F, W	6'3"	185 lbs
11	Kristian Scales	Jr.	W,F	6'6"	185 lbs
14	Chris Smith	So.	G	5'10"	
15	Aidan Mansfield	Sr.	F, W	6'1"	185 lbs
20	Bryan Gwynn	Jr.	F	6'3"	
22	Kinglsey France	Jr.	PG	5'8"	
24	Mohamed Adbeldayem	Sr.	SG, W	6'2"	185 lbs



2024 North Carolina High School Athletic Association 3A East Women's Champions

Terry Sanford Bulldogs

City: Fayetteville
Record: 26-5
Conference: All American
Principal: Catherine
Abraham-Johnson
Athletic Director: Rangel
McLaurin
Head Coach: Chris Goodman
Assistant(s): Michael Ferguson,
Eramis Smith, Imani Elliot,
Terrance McAllister



Schedule

18-Nov	vs North Pitt	W64-53	21-Feb	vs Overhills	W61-35
24-Nov	vs Rolesville	L55-28	23-Feb	vs E.E. Smith	W75-68
5-Dec	at Overhills*	W49-45	27-Feb	vs Hunt**	W69-29
8-Dec	vs Triton*	W53-38	1-Mar	vs Jacksonville**	W69-51
9-Dec	vs Camden	L57-42	5-Mar	vs Southern Durham**	W70-47
20-Dec	vs Durham Academy***	W57-23	8-Mar	at Cape Fear**	W75-68
21-Dec	vs E.E. Smith***	W78-60	12-Mar	at South Central**	W58-50
29-Dec	vs Rutgers Prep***	L75-52	15-Mar	vs West Rowan**	3:30pm
30-Dec	vs South Mecklenburg***	W69-40			
5-Jan	at Pine Forest*	W48-21	Roster		
10-Jan	vs Harnett Central*	W60-23	0	Naomi Ward	Jr. PG, SG 5'3"
11-Jan	at Westover*	W74-38	1	Skye Parker	So. G 5'5"
15-Jan	vs Grace Christian	L85-44	3	Jaidiah Blake	Fr. SG, PG 5'9"
16-Jan	at E.E. Smith*	W56-54 (OT)	4	Zaniya Reddick	Fr. PG 5'5"
19-Jan	vs Western Harnett*	W65-13	5	Taleah Meadows	Jr. G, W 5'7"
26-Jan	vs Overhills*	W68-49	10	Ameya Brown	So. PG, SG 5'4"
27-Jan	vs Quality Education Acad.	L53-46	12	Breonna Roaf	Jr. SG, PG 5'7"
30-Jan	at Triton*	W63-38	13	Alana Long	Jr. G 5'4"
2-Feb	vs Pine Forest*	W63-26	14	Nina Spraggins	Fr. C 6'3"
6-Feb	at Harnett Central*	W71-18	15	Skylar Young	Sr. PG, SG 5'5"
9-Feb	at Westover*	W67-56	22	Jayla Brantley	Sr. C, SF, PF 6'1"
13-Feb	vs E.E. Smith*	W58-54 (OT)	23	Amya Harrington	Fr. W 6'0"
16-Feb	at Western Harnett*	W73-17	24	Rebecca Kaba	Sr. SF, C, PF 6'2"
20-Feb	vs Harnett Central	W72-28	35	Ky'lisa Kelly	Jr. G 5'4"



2024 North Carolina High School Athletic Association 3A West Women's Champions

West Rowan Falcons

City: Mt. Ulla
Record: 30-1
Conference: South Piedmont
Principal: Dylan Johnson
Athletic Director: Mary Melton
Head Coach: Ashley Poole
Assistant(s): Keyotta Garriss



Schedule

28-Nov	vs North Iredell	W70-34
1-Dec	vs Lake Norman Charter*	W93-11
5-Dec	vs Lake Norman	L77-73
6-Dec	at North Rowan	W65-43
8-Dec	vs East Rowan*	W79-22
15-Dec	vs Carson*	W76-10
19-Dec	at Concord*	W91-28
28-Dec	vs South Rowan***	W72-24
29-Dec	vs Central Davidson***	W71-24
30-Dec	vs Salisbury***	W74-46
5-Jan	at Central Cabarrus*	W80-28
16-Jan	vs Northwest Cabarrus*	W74-48
18-Jan	vs Robinson*	W84-47
19-Jan	at Lake Norman Charter*	W76-20
22-Jan	at South Rowan*	W81-21
24-Jan	at A.L. Brown	W87-25
26-Jan	at East Rowan*	W69-31
30-Jan	at Carson*	W94-12
2-Feb	vs Concord*	W106-30
6-Feb	vs Central Cabarrus*	W84-34
9-Feb	at Robinson*	W59-34
13-Feb	vs South Rowan*	W105-23
16-Feb	at Northwest Cabarrus*	W73-48
19-Feb	vs South Rowan	W82-15

20-Feb	vs Central Cabarrus	W75-22
22-Feb	vs Robinson	W73-39
27-Feb	vs Central Cabarrus**	W74-27
1-Mar	vs Northwest Cabarrus**	W70-40
5-Mar	vs Ashe County**	W79-52
8-Mar	vs East Lincoln**	W55-42
12-Mar	vs A.C. Reynolds**	W66-54
15-Mar	vs Terry Sanford**	3:30pm

Roster

2	Makaylah Tenor	Sr.	G	5'6"
3	Jayden Carter	Jr.	G	5'7"
5	Demya Phifer	Sr.	PG	5'6"
13	Aubrey Martin	So.	G	5'6"
21	Kennedy Clawson	Jr.	G	5'4"
22	Lydia Wilson	Fr.	F	5'11"
23	Mya Edwards	Sr.	F	5'8"
24	Lauren Arnold	Sr.	G, F	5'11"
25	Emma Clarke	Sr.	F	6'0"
30	Tiara Thompson	So.	PG	5'7"
32	Katie Hoffner	So.	F	5'9"



2024 North Carolina High School Athletic Association 3A East Men's Champions

Seventy-First Falcons

City: Fayetteville
Record: 28-2
Conference: United 8
Principal: Niesha Witherspoon
Athletic Director: Travis Greene
Head Coach: Jeremy Ingram
Assistant(s): Charles Benjamin,
Robert Wilkerson and Jalen
Vince



Schedule

21-Nov	at Fairmont	W53-52
25-Nov	vs Enloe	L59-53
28-Nov	vs Hoke County	W64-56
30-Nov	at Overhills	W80-54
7-Dec	at Hoke County	W60-53
15-Dec	at South View*	W48-47
20-Dec	vs E.E. Smith***	W67-55
21-Dec	vs Westover***	W59-57
5-Jan	at Gray's Creek*	W78-39
16-Jan	at Purnell Swett*	W75-28
19-Jan	at Lumberton*	W61-51
23-Jan	at Douglas Byrd*	W78-29
24-Jan	at Westover	L70-59
26-Jan	vs South View*	W66-53
30-Jan	vs Gray's Creek*	W84-50
31-Jan	vs Cape Fear*	W43-35
2-Feb	at Cape Fear*	W66-42
6-Feb	at Jack Britt*	W34-32
9-Feb	vs Purnell Swett*	W80-19
13-Feb	vs Lumberton*	W63-50
14-Feb	vs Jack Britt*	W61-39
16-Feb	vs Douglas Byrd*	W71-28
19-Feb	vs Douglas Byrd***	W73-15
21-Feb	vs South View	W56-47
23-Feb	vs Lumberton*	W79-57

27-Feb	vs Richlands**	W80-30
1-Mar	vs Jacksonville**	W72-52
5-Mar	vs South Central**	W83-59
8-Mar	at Swansboro**	W72-65
12-Mar	at Westover**	W63-44
15-Mar	at Central Cabarrus**	8:30pm

Roster

1	Malachi Isaac	Jr.	SF, SG	6'2"
5	Jacquez Foster	Jr.	PG, SG	6'0
10	Kayden Diggs	Jr.	C, PF	6'8"
11	Daekwon Dunn	Jr.	PG	5'11"
12	Xavier McBryde	Jr.	SF	6'1"
20	Tyrek Perez	Sr.	SG	5'10"
22	Mylon Campbell	Sr.	SG, PG	5'11"
23	Darius Newton	Jr.	PF, C	6'4"
30	DeAndre Nance	Jr.	PG, SG, SF	6'3"
32	Noah Staples	Jr.	SF, SG	6'3"
33	Julian Wilkerson	Jr.	SG, SF	6'4"
40	Javon Foster	Fr.	SG	5'8"
42	Anthony Bethea	Jr.		
44	Micah Dowdy-Isom	Sr.	C, PF	6'7"
55	Jayden Surgeon	Jr.		



2024 North Carolina High School Athletic Association 3A West Men's Champions

Central Cabarrus Vikings

City: Concord
Record: 32-0
Conference: South Piedmont
Principal: Dustin Shoe
Athletic Director: Jamie Billings
Head Coach: Jim Baker
Assistant(s): Kortney Foster,
Joe Curry, Phil Watson and
Mike Glover



Schedule

25-Nov	vs Carmel Christian	W79-58	23-Feb	at Concord	W85-44
1-Dec	at East Rowan*	W104-37	27-Feb	vs Pisgah**	W95-32
2-Dec	vs West Cabarrus	W80-38	1-Mar	vs Huss**	W94-29
5-Dec	vs South Rowan*	W99-28	5-Mar	vs A.C. Reynolds**	W96-49
8-Dec	at Carson*	W86-45	8-Mar	vs Ben L. Smith**	W84-58
15-Dec	vs The Burlington School	W84-55	12-Mar	at Hickory**	W87-78
16-Dec	vs Hickory Ridge	W81-37	15-Mar	vs Seventy-First**	8:30pm
21-Dec	vs Chambers	W84-72	Roster		
27-Dec	vs Sun Valley***	W85-36	4	Chase Daniel	Sr. SG, PG6'1" 165 lbs
28-Dec	at Mount Pleasant***	W87-42	11	Jake Baker	Jr. PG 5'11" 160 lbs
29-Dec	vs Charlotte Catholic***	W85-56	12	Emari Russell	Jr. PG 5'11" 145 lbs
3-Jan	vs Northwest Cabarrus*	W78-35	14	Josh Dalton	Sr. F, W 6'9" 210 lbs
5-Jan	vs West Rowan*	W85-47	20	Kevonta' Martin	Jr. PG, SF6'4" 175 lbs
10-Jan	vs Concord*	W83-50	22	Noah Edmisten	Sr. SG 6'2" 175 lbs
16-Jan	vs Robinson*	W87-36	24	Carson Daniel	Sr. PG 6'0" 160 lbs
17-Jan	at Lake Norman Charter*	W87-41	30	Cayden Smith	Jr. SG 6'3" 170 lbs
19-Jan	vs East Rowan*	W111-37	31	Julius Pickett	Fr. PG 5'9" 145 lbs
23-Jan	at South Rowan*	W88-19	32	LarQuise Burse-Jones	Jr. C 6'4" 190 lbs
26-Jan	vs Carson*	W83-36	33	Camden Lowry	So. W 6'4" 160 lbs
30-Jan	at Northwest Cabarrus*	W96-58	34	Desmond Kent Jr.	Sr. SF, SG 6'6" 160 lbs
6-Feb	at West Rowan*	W87-37	35	Dexter Montague	Jr. G 6'1" 165 lbs
9-Feb	at Concord*	W90-52	40	Chinua Ezeigbo	Jr. PF 6'3" 190 lbs
13-Feb	vs Lake Norman Charter*	W88-41	45	Infinite Morrow	Fr. C, PF 6'2" 180 lbs
16-Feb	at Robinson*	W93-48			
19-Feb	vs East Rowan	W105-29			
21-Feb	vs Northwest Cabarrus	W90-49			



2024 North Carolina High School Athletic Association 4A East Women's Champions

Rolesville Rams

City: Rolesville
Record: 26-5
Conference: Northern
Principal: Phelan Perry
Athletic Director: Taurean Newton
Head Coach: Nikita Warren
Assistant(s): Aysia Robinson,
Mike Jones, April Cooper,
Charlene Dukes.



Schedule

21-Nov	at Franklinton	W46-38	1-Mar	vs South Garner**	W76-63
24-Nov	vs Terry Sanford	W55-28	5-Mar	vs Cardinal Gibbons**	W79-32
1-Dec	vs East Wake	W52-9	8-Mar	vs Chapel Hill**	W50-44
2-Dec	vs South Garner	W73-58	14-Mar	at Hoggard**	W47-34
5-Dec	at Green Level	W57-32	16-Mar	vs Charlotte Catholic**	Time TBA
8-Dec	vs Luella***	W50-34			
9-Dec	vs Gainesville***	L56-48			
19-Dec	vs Hillside	W63-31			
27-Dec	vs North Pitt***	L61-50			
28-Dec	vs Watauga***	W55-52			
30-Dec	vs Mallard Creek***	L79-33			
5-Jan	vs Athens Drive	W77-37			
12-Jan	at Wakefield*	W51-49			
15-Jan	vs Seaforth	L58-45			
19-Jan	at Millbrook*	W76-43			
23-Jan	at Knightdale*	W60-22			
26-Jan	at Wake Forest*	W64-26			
29-Jan	at Leesville Road	W58-49			
30-Jan	vs Heritage*	W57-29			
2-Feb	vs Wakefield*	W64-52			
6-Feb	vs Knightdale*	W81-26			
9-Feb	vs Millbrook*	W70-27			
13-Feb	at Heritage*	W67-27			
16-Feb	vs Wake Forest*	W69-29			
21-Feb	vs Wake Forest	W65-45			
23-Feb	vs Wakefield	L72-62			
27-Feb	vs Green Hope**	W84-40			

Roster

1	Taliya Rowe	Jr.	PG, SG	5'9"
3	Dacota Hubbard	Sr.	SF, PF	5'7"
5	Caitlyn Jones	Jr.	PG, SG	5'8"
11	Meadow Thomas	Jr.	PG, G	5'2"
13	Justice Everette	Sr.	PG, SG	5'7"
14	Camryn Lee	Jr.	SF, F	6'0"
20	Aminata Jatta	So.	SF	5'8"
23	Deanna Nesbitt	So.	F	5'7"
25	Laila Lewis	Sr.	SF, W	5'10"
30	Kayla Bush	Jr.	PF	5'11"



2024 North Carolina High School Athletic Association 4A West Women's Champions

Charlotte Catholic Cougars

City: Charlotte
Record: 27-4
Conference: Southwestern
Principal: Kurt Telford
Athletic Director: Kevin Christmas
Head Coach: Bobby Conrad
Assistant(s): Sean Kilmartin,
Stephen Schachner, Kristal
Mainsah, Shawn Marie Helliger



Schedule

21-Nov	vs Charlotte Latin	W61-18
24-Nov	vs Robinson	W61-42
28-Nov	at Ardrey Kell	W54-31
8-Dec	vs Providence*	W74-43
9-Dec	at Providence Day	W50-39
12-Dec	at Independence*	W50-48
15-Dec	vs Rocky River*	W62-20
16-Dec	vs Victory Christian Center	W42-28
19-Dec	at Charlotte Country Day	W62-42
27-Dec	vs Watauga***	W60-48
28-Dec	vs North Pitt***	L60-54
30-Dec	vs Pickerington Central***	L56-43
5-Jan	vs Garinger*	W68-30
10-Jan	at Butler*	W58-36
13-Jan	vs Shining Star Sports Acad***	L66-41
16-Jan	at East Mecklenburg*	W55-17
23-Jan	at Bishop McGuinness	W59-33
26-Jan	at Providence*	W57-30
30-Jan	vs Independence*	W49-43
31-Jan	at South Mecklenburg	W55-39
2-Feb	at Rocky River*	W65-25
6-Feb	at Garinger*	W71-30
9-Feb	vs Butler*	W61-39
13-Feb	vs East Mecklenburg*	W62-17

22-Feb	vs Providence	W60-47
23-Feb	vs Independence	L69-68 (OT)
27-Feb	vs South Caldwell**	W67-18
1-Mar	vs Hickory Ridge**	W58-33
5-Mar	vs Marvin Ridge**	W52-40
8-Mar	at Lake Norman**	W51-44
14-Mar	at Watauga**	W61-55
16-Mar	vs. Rolesville	TBD

Roster

1	Gabby Walker	Fr.	
2	Kayleigh Richard	Jr.	PG
3	Kate Mcardle	Sr.	5'8"
4	Maggie Kernodle	Jr.	5'8"
10	Libby Fleshood	Sr.	
11	Olivia Fava	Sr.	5'8"
12	Megan Shea	Fr.	
14	Kaitlyn Farrell	Jr.	
15	Caroline Fey	Jr.	5'11"
20	Martha Tucker	Jr.	SG 5'8"
22	Harper Mckain	Sr.	5'10"
23	Natalie Byron	Sr.	SF 5'10"
24	Evi Hoefling	Fr.	PG
31	Dani Lupinski	So.	
34	Blanca Thomas	Sr.	C, PF 6'5"



2024 North Carolina High School Athletic Association 4A East Men's Champions

New Hanover Wildcats

City: Wilmington
Record: 32-0
Conference: Mideastern
Principal: Philip Sutton
Athletic Director: Hilbert
Larry Sampson Jr
Head Coach: Kirk Angel
Assistant(s): Jeff Bell, Luqman
Tijani, Ryan Smith



Schedule

24-Nov	at Wayne Country Day	W74-47	22-Feb	vs Hoggard	W48-35
5-Dec	vs Coastal Christian	W64-38	23-Feb	vs Laney	W53-36
9-Dec	vs Cardinal Gibbons	W62-41	27-Feb	vs Northern Durham**	W73-31
12-Dec	at Topsail*	W72-30	1-Mar	vs Knightdale**	W57-44
15-Dec	vs South Brunswick*	W73-30	5-Mar	vs Sanderson**	W60-56
16-Dec	vs Millbrook	W64-61	8-Mar	vs Panther Creek**	W63-61
28-Dec	vs Clayton***	W51-45	14-Mar	vs Richmond**	W55-53
29-Dec	at Panther Creek***	W56-44			
30-Dec	vs Holly Springs***	W53-42			
5-Jan	at Ashley*	W62-33			
10-Jan	vs North Brunswick*	W80-52			
13-Jan	at Washington	W74-49			
15-Jan	vs GRACE Christian	W72-50			
19-Jan	at Hoggard*	W66-44			
23-Jan	vs West Brunswick*	W60-27			
24-Jan	at Laney*	W82-52			
26-Jan	vs Ashley*	W77-37			
27-Jan	at Kinston	W64-50			
30-Jan	vs Topsail*	W65-23			
2-Feb	at South Brunswick*	W68-32			
6-Feb	at North Brunswick*	W72-64			
9-Feb	vs Laney*	W67-41			
13-Feb	at West Brunswick*	W81-46			
15-Feb	vs Hoggard*	W57-50			
20-Feb	vs South Brunswick	W77-47			

Roster

0	Kellum Brown	So.	G	6'3"
1	Cam Angel	Jr.	G	5'10"
2	Zeus Batts	Jr.	G	6'0"
3	Rodmik Allen	Jr.	G	5'11"
4	Jakim Beatty	Jr.	W	6'0"
10	Cam McNeil	Jr.	G	5'9"
11	Parker Crittenden	Sr.	G	6'3"
12	CJ Kornegay	Jr.	F	6'6"
14	Jazir Wright-McGhee	Fr.	G	6'1"
15	Kam Witherspoon	Fr.	F	6'5"
20	Ny'Zion Ballard	So.	F	6'7"
21	Borden Hooks	So.	G	6'2"
22	Antwan Greene	So.	G	6'0"
24	Reece Tushingham	Sr.	W, F	6'4"
32	Zyeon Wilson	So.	G	5'9"
34	Nolan Billings	Jr.	F	6'5"



2024 North Carolina High School Athletic Association 4A West Men's Champions

North Mecklenburg Vikings

City: Huntersville
Record: 29-3
Conference: Queen City
Principal: Stephanie Hood
Athletic Director: David Casavecchia
Head Coach: Duane Lewis
Assistant(s): Clark Camp, Ben Stywall,
Isaiah Hunter, Charles Beasley



Schedule

24-Nov	vs Porter Ridge***	W91-40	23-Feb	vs Chambers	W67-55
25-Nov	vs Mooresville***	W97-49	27-Feb	vs T.C. Roberson**	W97-43
28-Nov	vs Rocky River	W111-67	1-Mar	vs South Mecklenburg**	W79-61
5-Dec	vs Berry	W94-33	5-Mar	at Mount Tabor**	W45-42
8-Dec	vs Hough*	W81-32	8-Mar	at Myers Park**	W79-63
9-Dec	vs Holy Innocents Episcopal	W94-57	14-Mar	vs. Lake Norman**	W65-61 (OT)
12-Dec	at Harding University*	W113-47			
15-Dec	at Mallard Creek*	W87-44			
18-Dec	vs Link Academy***	L67-59			
21-Dec	vs Richmond Heights***	W79-57			
22-Dec	vs Millennium***	W70-62			
23-Dec	vs McEachern***	L78-71			
5-Jan	vs West Mecklenburg*	W72-13			
10-Jan	vs Chambers*	W98-70			
11-Jan	at Hopewell*	W79-56			
13-Jan	vs Camden	L67-62			
19-Jan	at West Charlotte*	W87-59			
26-Jan	at Hough*	W88-53			
30-Jan	vs Harding University*	W105-39			
2-Feb	vs Mallard Creek*	W108-64			
6-Feb	at West Mecklenburg*	W80-28			
9-Feb	at Chambers*	W83-71			
13-Feb	vs Hopewell*	W80-71			
16-Feb	vs West Charlotte*	W104-33			
20-Feb	at Harding University	W113-55			
22-Feb	vs Mallard Creek	W84-58			

Roster

0	Isaiah Evans	Sr.	PF, SF	6'7"	180 lbs
1	Chadlyn Traylor	Jr.	W	6'3"	
2	Carson Evans	Jr.	W	6'2"	175 lbs
3	Trey Maxwell III	Sr.	W	6'3"	165 lbs
4	Ashton Pierce	So.	G	6'3"	
10	Greg Murray	Jr.	G	5'11"	170 lbs
11	Zion Williams	Jr.	F	6'3"	175 lbs
15	Ezra Jamison	Sr.	G	6'3"	180 lbs
20	Exzavier Young	So.	C, PF	6'4"	190 lbs
22	Kyce Matthews	Jr.	W	6'2"	
23	Xavier Davis	So.	G	5'10"	162 lbs
24	Wilson Estwick	So.	G	6'1"	
32	Khalil Clark	Jr.	F	6'3"	190 lbs
33	Alek Lewandowski	Fr.	SG		
50	Alex White	So.	SF		

2024 Regional Final Box Scores

Corvian - 53

Official Basketball Box Score - End of 4th Period
Corvian vs South Stokes
03/11/24, Winston-Salem, NC

Game Time: 7:31 PM
Game Duration: 1:14

##	Player	Total FG-FGA	3-Ptr FG-FGA	FT-FTA	Rebounds			PF	TP	A	TO	Blk	Stl	Min
					Off	Def	Tot							
1	RJ Moore Jr	6-21	3-13	0-0	2	4	6	0	15	0	2	0	0	26:58
2	Malachi McCutcheon	3-7	0-2	2-2	3	1	4	2	8	1	1	1	1	27:41
5	Jack Hudson	5-13	0-4	4-4	2	11	13	2	14	0	2	1	2	27:19
12	Adrian Scott	4-7	0-0	0-0	1	4	5	2	8	0	0	1	0	24:35
15	AJ Jackson JR	0-9	0-4	8-8	0	2	2	1	8	6	1	0	3	30:51
4	DeMarkus Milton	0-4	0-2	0-0	2	0	2	2	0	0	0	0	1	08:04
10	Cam Johnson	0-2	0-0	0-0	3	1	4	1	0	1	1	0	1	14:32
Team		0-2	0-0	0-0	0	0	0				0			
Totals		18-63	3-25	14-14	13	23	36	10	53	8	7	3	8	160:00
FG %		1st: 3-13	23.1%	2nd: 6-19	31.6%	3rd: 3-17	17.6%	4th: 6-14	42.9%	Game: 18-63	28.6%	DeadBall		
3PT %		1st: 1-7	14.3%	2nd: 1-7	14.3%	3rd: 1-7	14.3%	4th: 0-4	0.0%	Game: 3-25	12.0%	Rebounds		
FT %		1st: 2-2	100.0%	2nd: 4-4	100.0%	3rd: 4-4	100.0%	4th: 4-4	100.0%	Game: 14-14	100.0%	6, 0		

South Stokes - 41

##	Player	Total FG-FGA	3-Ptr FG-FGA	FT-FTA	Rebounds			PF	TP	A	TO	Blk	Stl	Min
					Off	Def	Tot							
0	Korrin N'Diaye	5-9	0-2	2-2	6	6	12	2	12	1	1	2	1	30:21
1	Barry Hairston Jr	4-15	1-6	1-4	0	2	2	0	10	0	3	2	1	29:37
5	Isiah Lash	4-12	0-0	0-0	1	6	7	4	8	3	9	2	0	32:00
22	Brady Clark	2-9	2-5	1-2	0	3	3	2	7	0	3	1	1	25:57
23	William Tilley	0-0	0-0	0-2	1	3	4	1	0	0	1	1	0	28:24
2	Ethan Tilley	0-0	0-0	0-0	1	0	1	1	0	1	0	0	0	01:24
15	Michael Werts	2-2	0-0	0-0	0	2	2	2	4	0	0	1	0	12:17
Team		17-47	3-13	4-10	9	22	31	12	41	5	17	9	3	160:00
Totals		17-47	3-13	4-10	9	22	31	12	41	5	17	9	3	160:00
FG %		1st: 6-12	50.0%	2nd: 5-11	45.5%	3rd: 3-11	27.3%	4th: 3-13	23.1%	Game: 17-47	36.2%	DeadBall		
3PT %		1st: 2-3	66.7%	2nd: 0-1	0.0%	3rd: 0-2	0.0%	4th: 1-7	14.3%	Game: 3-13	23.1%	Rebounds		
FT %		1st: 0-0	0.0%	2nd: 1-4	25.0%	3rd: 3-6	50.0%	4th: 0-0	0.0%	Game: 4-10	40.0%	4, 4		

Officials:
Technical fouls: Corvian - NONE South Stokes - NONE
Attendance: 0

Score by periods	1st	2nd	3rd	4th	Total
Corvian	9	17	11	16	53
South Stokes	14	11	9	7	41

	In	Off	2nd	Fast	
Points	Paint	T/O	Chance	Break	Bench
cor	26	13	19	10	0
Sout	26	3	11	2	4

Score tied - 1 time.
Lead changed - 4 times.

Last FG - cor 4th-0:15. Sout 4th - 0:04.
Largest lead - cor by 15 4th - 0:15, Sout by 7 2nd - 7:00
cor led for 18:18. Sout led for 12:19. Game was tied for 01:23

Bertie vs Wilson Prep

03/11/24 Lawrence Joel, Winston-Salem, NC

Bertie - 46

##	Player	Total	3-Ptr	FT-FTA	Rebounds			PF	TP	A	TO	Blk	Stl	Min
		FG-FGA	FG-FGA		Off	Def	Tot							
1	Zymiere Dempsey	5-16	1-7	0-0	1	4	5	5	11	1	4	2	4	30:12
2	Trevon Halleran	5-14	4-7	2-2	2	2	4	0	16	1	0	0	1	22:58
3	Jah'Kelvin Rascoe	1-9	1-5	0-2	1	2	3	4	3	1	1	0	1	32:00
4	Tequan Holley	6-11	0-2	0-1	3	3	6	2	12	0	3	0	1	32:00
5	Kye Pillmon-Holley	1-3	0-0	0-2	0	2	2	2	2	2	1	1	0	18:33
0	Jayza Lee	0-4	0-3	0-0	1	1	2	4	0	1	1	0	0	15:15
13	Tayvien Ward	1-5	0-4	0-0	0	1	1	5	2	1	0	0	0	09:02
Team					0	0	0				0			
Totals		19-62	6-28	2-7	8	15	23	22	46	7	10	3	7	160:00
FG % 1st: 3-15 20.0% 2nd: 5-12 41.7% 3rd: 3-18 16.7% 4th: 8-17 47.1% Game: 19-62 30.6%		DeadBall												
3PT % 1st: 1-5 20.0% 2nd: 0-3 0.0% 3rd: 0-7 0.0% 4th: 5-13 38.5% Game: 6-28 21.4%		Rebounds												
FT % 1st: 0-2 0.0% 2nd: 0-2 0.0% 3rd: 0-0 0.0% 4th: 2-3 66.7% Game: 2-7 28.6%		3, 1												

Wilson Prep - 62

##	Player	Total	3-Ptr	FT-FTA	Rebounds			PF	TP	A	TO	Blk	Stl	Min
		FG-FGA	FG-FGA		Off	Def	Tot							
0	Ben Ferguson	2-6	0-0	1-4	1	1	2	4	5	0	4	0	1	17:23
1	Josh Hicks	4-8	1-4	4-6	1	2	3	2	13	1	3	0	3	22:50
3	Brandon Anderson	3-10	0-1	3-4	0	5	5	4	9	4	4	2	0	29:58
4	Leslie Minter	5-8	4-5	2-2	0	6	6	2	16	0	1	2	1	32:00
10	David Ellis	4-5	0-0	3-4	4	13	17	0	11	1	5	1	0	27:44
2	Keontae Barron	1-5	0-1	0-0	0	0	0	1	2	4	1	0	1	16:29
5	Elijah Newsome	2-3	1-2	0-0	0	1	1	0	5	0	2	0	0	08:30
11	Donovan Dickens	0-0	0-0	1-2	1	2	3	0	1	0	2	0	0	05:06
Team					0	0	0				0			
Totals		21-45	6-13	14-22	7	30	37	13	62	10	22	5	6	160:00
FG % 1st: 9-17 52.9% 2nd: 3-8 37.5% 3rd: 4-13 30.8% 4th: 5-7 71.4% Game: 21-45 46.7%		DeadBall												
3PT % 1st: 4-6 66.7% 2nd: 1-4 25.0% 3rd: 1-3 33.3% 4th: 0-0 0.0% Game: 6-13 46.2%		Rebounds												
FT % 1st: 1-1 100.0% 2nd: 1-2 50.0% 3rd: 1-5 20.0% 4th: 11-14 78.6% Game: 14-22 63.6%		9, 7												

Officials:

Technical fouls: Bertie - NONE Wilson Prep - NONE

Attendance: 0

Score by periods	1st	2nd	3rd	4th	Total
Bertie	7	10	6	23	46
Wilson Prep	23	8	10	21	62

	In	Off	2nd	Fast	
Points	Paint	T/O	Chance	Break	Bench
BHS	26	9	2	7	2
WPA	26	8	13	17	8

Last FG - BHS 4th-0:05. WPA 4th - 0:29.

Largest lead - BHS by 0 1st - 8:00, WPA by 19 2nd - 5:13

BHS led for 0:00. WPA led for 31:37. Game was tied for 00:23

Score tied - 0 times.

Lead changed - 0 times.

Cherokee vs Mountain Heritage

03/11/24, Winston-Salem, NC

Cherokee - 64

##	Player	Total FG-FGA	3-Ptr FG-FGA	FT-FTA	Rebounds			PF	TP	A	TO	Blk	Stl	Min
					Off	Def	Tot							
4	Cecily Swimmer	2-14	0-2	2-2	0	2	2	3	6	2	6	0	1	31:27
12	Loshi Ward	3-6	3-5	0-0	1	2	3	2	9	4	5	0	3	30:48
13	Joscelyn Stamper	1-4	0-0	3-4	2	8	10	5	5	0	4	1	3	14:39
23	Creedon Arch	3-5	1-2	3-4	1	2	3	2	10	1	1	0	1	25:24
32	Whitney Rogers	6-12	3-6	2-2	1	1	2	3	17	2	1	0	4	24:20
2	Kyla Moore	2-3	0-0	2-4	3	2	5	3	6	0	3	0	1	13:01
10	Daisee Fourkiller-Raby	4-7	2-3	0-0	1	1	2	3	10	0	3	0	1	10:35
14	Aaliyah Rogers	0-0	0-0	1-2	1	0	1	2	1	0	1	0	0	06:45
1	Awee Walkingstick	0-0	0-0	0-0	0	0	0	0	0	0	0	0	0	01:24
15	Tsuli Lossiah	0-0	0-0	0-0	0	0	0	0	0	0	0	0	0	00:33
24	Yvonne Saunooke	0-0	0-0	0-0	0	1	1	0	0	0	0	0	0	00:33
30	Emilee Brady	0-0	0-0	0-0	0	0	0	0	0	0	0	0	0	00:33
Team					0	0	0				0			
Totals		21-51	9-18	13-18	10	19	29	23	64	9	24	1	14	160:00

FG % 1st: 8-16 50.0% 2nd: 6-15 40.0% 3rd: 4-12 33.3% 4th: 3-8 37.5% Game: 21-51 41.2%
 3PT % 1st: 2-3 66.7% 2nd: 3-7 42.9% 3rd: 3-6 50.0% 4th: 1-2 50.0% Game: 9-18 50.0%
 FT % 1st: 2-2 100.0% 2nd: 2-4 50.0% 3rd: 5-6 83.3% 4th: 4-6 66.7% Game: 13-18 72.2%

DeadBall
Rebounds
4, 2

Mountain Heritage - 51

##	Player	Total FG-FGA	3-Ptr FG-FGA	FT-FTA	Rebounds			PF	TP	A	TO	Blk	Stl	Min
					Off	Def	Tot							
0	Vega Deyton	0-1	0-0	5-7	3	4	7	1	5	0	5	0	1	28:08
3	Ava Webb	6-9	3-4	0-0	0	1	1	3	15	0	3	0	4	26:44
12	Kaydence Kooles	0-6	0-5	1-4	1	2	3	4	1	4	6	0	2	27:20
23	Lilly Neill	4-14	0-1	2-5	3	4	7	4	10	2	5	0	8	25:39
40	Keira Wilson	5-7	0-0	4-7	0	5	5	2	14	0	1	1	2	22:05
30	Avee Silvers	1-2	0-1	2-2	0	1	1	2	4	3	1	0	1	13:32
34	Layla Worley	0-1	0-1	2-2	0	1	1	2	2	0	4	0	0	09:01
5	Cloey Morrow	0-1	0-0	0-0	0	0	0	1	0	0	1	0	0	04:19
25	Grace Brooks	0-1	0-0	0-0	0	0	0	0	0	0	0	0	0	02:06
22	Callie Capps	0-0	0-0	0-0	0	0	0	0	0	0	0	0	0	00:33
24	Maggie Neill	0-0	0-0	0-0	0	0	0	0	0	0	0	0	0	00:33
Team					0	0	0				0			
Totals		16-42	3-12	16-27	7	18	25	19	51	9	26	1	18	160:00

FG % 1st: 2-10 20.0% 2nd: 3-7 42.9% 3rd: 4-12 33.3% 4th: 7-13 53.8% Game: 16-42 38.1%
 3PT % 1st: 0-5 0.0% 2nd: 0-1 0.0% 3rd: 1-3 33.3% 4th: 2-3 66.7% Game: 3-12 25.0%
 FT % 1st: 4-6 66.7% 2nd: 8-12 66.7% 3rd: 3-7 42.9% 4th: 1-2 50.0% Game: 16-27 59.3%

DeadBall
Rebounds
9, 3

Officials:

Technical fouls: Cherokee - NONE Mountain Heritage - NONE

Attendance: 0

Score by periods	1st	2nd	3rd	4th	Total
Cherokee	20	17	16	11	64
Mountain Heritage	8	14	12	17	51

	In	Off	2nd	Fast	
Points	Paint	T/O	Chance	Break	Bench
Cher	18	31	19	12	17
Moun	22	27	5	9	6

Last FG - Cher 4th-0:32, Moun 4th - 0:54.
 Largest lead - Cher by 20 4th - 7:46, Moun by 0 1st - 8:00
 Cher led for 30:01. Moun led for 0:00. Game was tied for 01:59

Score tied - 2 times.
 Lead changed - 0 times.

East Bladen - 66

## Player	Total	3-Ptr	FT-FTA	Rebounds			PF	TP	A	TO	Blk	Stl	Min
	FG-FGA	FG-FGA		Off	Def	Tot							
1 NeNe Ward	9-18	1-7	0-0	0	7	7	3	19	2	7	0	8	31:43
4 Ariel Cromartie	2-7	0-2	1-2	2	0	2	0	5	0	5	0	1	24:34
14 Zoe Smith	1-2	0-0	0-0	1	2	3	2	2	0	2	0	2	25:58
23 Laila Smith	14-31	0-1	8-11	6	2	8	3	36	2	6	0	4	29:42
31 Niyah Wotten	2-2	0-0	0-0	4	1	5	3	4	0	3	0	1	23:44
10 Cabria Baldwin	0-4	0-1	0-0	0	2	2	1	0	0	1	0	0	13:17
21 Taylor Dowless	0-2	0-0	0-0	0	0	0	0	0	0	0	0	1	09:14
3 Aaliyah Monroe	0-1	0-0	0-0	0	0	0	0	0	0	0	0	0	01:48
Team				0	0	0				0			
Totals	28-67	1-11	9-13	13	14	27	12	66	4	24	0	17	160:00

FG % 1st: 4-12 33.3% 2nd: 4-16 25.0% 3rd: 8-17 47.1% 4th: 12-22 54.5% Game: 28-67 41.8% DeadBall
 3PT % 1st: 0-1 0.0% 2nd: 1-4 25.0% 3rd: 0-4 0.0% 4th: 0-2 0.0% Game: 1-11 9.1% Rebounds
 FT % 1st: 3-3 100.0% 2nd: 1-4 25.0% 3rd: 2-2 100.0% 4th: 3-4 75.0% Game: 9-13 69.2% 4,0

East Columbus - 76

## Player	Total	3-Ptr	FT-FTA	Rebounds			PF	TP	A	TO	Blk	Stl	Min
	FG-FGA	FG-FGA		Off	Def	Tot							
1 Malayah Hines	8-14	0-0	1-1	1	4	5	4	17	6	10	0	3	28:44
4 Kaley Mitchell	3-7	0-3	0-0	0	1	1	2	6	3	4	0	2	31:53
11 Malia J. Graham	12-18	0-0	5-6	7	4	11	3	29	3	5	2	1	32:00
14 Destiny Mitchell	2-8	1-5	0-0	0	5	5	3	5	0	7	0	2	28:28
20 Chynna Patrick	6-12	0-0	5-6	6	10	16	2	17	0	0	1	0	27:48
3 Rylie Graham	1-2	0-0	0-0	0	0	0	1	2	0	3	0	1	10:07
21 Shamiah Johnson	0-0	0-0	0-0	1	0	1	1	0	0	1	0	0	01:00
Team				0	0	0				0			
Totals	32-61	1-8	11-13	15	24	39	16	76	12	30	3	9	160:00

FG % 1st: 4-12 33.3% 2nd: 10-17 58.8% 3rd: 9-15 60.0% 4th: 9-17 52.9% Game: 32-61 52.5% DeadBall
 3PT % 1st: 0-1 0.0% 2nd: 0-4 0.0% 3rd: 1-2 50.0% 4th: 0-1 0.0% Game: 1-8 12.5% Rebounds
 FT % 1st: 3-4 75.0% 2nd: 2-2 100.0% 3rd: 1-2 50.0% 4th: 5-5 100.0% Game: 11-13 84.6% 2,2

Officials:

Technical fouls: East Bladen - NONE East Columbus - NONE

Attendance: 0

Score by periods	1st	2nd	3rd	4th	Total
East Bladen	11	10	18	27	66
East Columbus	11	22	20	23	76

	In	Off	2nd	Fast	
Points	Paint	T/O	Chance	Break	Bench
EBHS	48	31	11	29	0
ECHS	56	18	26	15	2

Last FG - EBHS 4th-0:20. ECHS 4th - 0:32.
 Largest lead - EBHS by 0 1st - 8:00, ECHS by 20 3rd - 2:03
 EBHS led for 0:00. ECHS led for 30:55. Game was tied for 01:05

Score tied - 1 time.
 Lead changed - 0 times.

Official Basketball Box Score - Final
Lincoln Charter vs East Burke
03/13/24, Winston-Salem, NC

Game Time: 2:00 PM
Game Duration: 1:18

Lincoln Charter - 39 • 0-1

## Player							Total FG-FGA	3-Ptr FG-FGA	FT-FTA		Rebounds Off Def Tot			PF	TP	A	TO	Blk	Stl	Min
4	Tyler Beller						2-3	1-2	0-0		1	2	3	5	5	0	2	0	4	26:28
13	Kallie Lusk						1-4	0-1	4-6		1	4	5	2	6	1	2	0	3	31:19
21	Martha Guinle						0-6	0-4	5-6		1	5	6	2	5	0	2	0	2	31:46
30	Claire David						3-12	0-0	0-0		1	2	3	2	6	1	2	1	1	28:37
32	Symphani Stevens						7-12	1-1	2-2		0	4	4	4	17	1	4	1	1	32:00
22	Brenna Barbier						0-1	0-0	0-0		0	0	0	0	0	0	1	0	0	04:15
11	Taylor Rikkenbach						0-0	0-0	0-0		1	0	1	1	0	1	2	0	0	05:35
Team											0	0	0				0			
Totals							13-38	2-8	11-14		5	17	22	16	39	4	15	2	11	160:00
FG % 1st: 4-12 33.3% 2nd: 3-9 33.3% 3rd: 3-9 33.3% 4th: 3-8 37.5% Game: 13-38 34.2%																				DeadBall Rebounds 5, 1
3PT % 1st: 0-2 0.0% 2nd: 0-1 0.0% 3rd: 1-3 33.3% 4th: 1-2 50.0% Game: 2-8 25.0%																				
FT % 1st: 3-4 75.0% 2nd: 1-2 50.0% 3rd: 2-2 100.0% 4th: 5-6 83.3% Game: 11-14 78.6%																				

East Burke - 48 • 1-0

## Player						Total FG-FGA	3-Ptr FG-FGA	FT-FTA	Rebounds			PF	TP	A	TO	Blk	Stl	Min	
						Off	Def	Tot											
11 Kassie Turner						0-3	0-2	0-0	0	2	2	1	0	1	0	0	0	24:17	
12 Braelyn Stilwell						8-13	2-3	9-10	3	1	4	1	27	2	9	1	4	32:00	
22 Kara Brinkley						2-11	0-2	4-4	3	7	10	2	8	0	3	0	0	24:58	
30 Ally Moore						3-7	2-5	0-0	0	2	2	1	8	2	1	0	0	31:19	
42 Kamiah Lawing						2-6	0-0	0-0	3	2	5	3	4	0	1	0	3	29:19	
24 Journi McDowell						0-1	0-1	1-2	1	2	3	2	1	0	1	0	2	18:07	
Team									0	0	0				0				
Totals						15-41	4-13	14-16	10	16	26	10	48	5	15	1	9	160:00	
FG % 1st: 3-11 27.3% 2nd: 6-11 54.5%						3rd: 3-12 25.0%	4th: 3-7 42.9%	Game: 15-41 36.6%											DeadBall Rebounds 0, 2
3PT % 1st: 2-6 33.3% 2nd: 2-3 66.7%						3rd: 0-2 0.0%	4th: 0-2 0.0%	Game: 4-13 30.8%											
FT % 1st: 0-0 0.0% 2nd: 3-3 100.0%						3rd: 3-5 60.0%	4th: 8-8 100.0%	Game: 14-16 87.5%											

Officials:
Technical fouls: Lincoln Charter - NONE East Burke - NONE
Attendance: 0

Score by periods	1st	2nd	3rd	4th	Total
Lincoln Charter	11	7	9	12	39
East Burke	8	17	9	14	48

	In	Off	2nd	Fast	
Points	Paint	T/O	Chance	Break	Bench
LCS	18	11	4	3	0
EBHS	22	11	4	13	1

Last FG - LCS 4th-0:16. EBHS 4th - 0:25.
Largest lead - LCS by 3 1st - 0:03, EBHS by 11 3rd - 2:01
LCS led for 1:52. EBHS led for 27:29. Game was tied for 02:39

Score tied - 4 times.
Lead changed - 4 times.

Seaforth vs North Pitt

Game Duration: 1:12

03/13/24, Winston-Salem, NC

Seaforth - 45

##	Player	Total	3-Ptr	FT-FTA	Rebounds			PF	TP	A	TO	Blk	Stl	Min
		FG-FGA	FG-FGA		Off	Def	Tot							
3	Gabrielle White	11-19	2-4	6-9	6	5	11	5	30	0	2	0	0	27:30
11	Katie Leonard	1-6	0-0	2-2	0	8	8	0	4	1	6	0	0	31:40
12	Hannah Ajayi	2-5	1-3	2-3	1	0	1	0	7	1	3	0	1	32:00
23	Peyton Collins	1-3	0-1	0-0	0	0	0	1	2	0	1	0	0	19:02
30	Jocelyn Gesner	0-3	0-2	0-0	1	1	2	2	0	0	3	0	0	17:07
2	Mia Moore	1-3	0-1	0-0	0	1	1	0	2	1	0	0	0	19:41
24	Sydney Ballard	0-1	0-1	0-0	0	0	0	0	0	0	0	0	0	05:21
21	Camille Rozzel	0-2	0-0	0-0	2	0	2	0	0	0	1	0	0	05:22
35	Jenna Thompson	0-1	0-1	0-0	0	0	0	1	0	0	0	0	0	02:17
Team					0	0	0				0			
Totals		16-43	3-13	10-14	10	15	25	9	45	3	16	0	1	160:00

FG % 1st: 3-7 42.9% 2nd: 5-11 45.5% 3rd: 6-15 40.0% 4th: 2-10 20.0% Game: 16-43 37.2%

3PT % 1st: 1-1 100.0% 2nd: 0-2 0.0% 3rd: 0-4 0.0% 4th: 2-6 33.3% Game: 3-13 23.1%

FT % 1st: 5-7 71.4% 2nd: 0-0 0.0% 3rd: 0-1 0.0% 4th: 5-6 83.3% Game: 10-14 71.4%

DeadBall
Rebounds
2, 3

North Pitt - 70

##	Player	Total	3-Ptr	FT-FTA	Rebounds			PF	TP	A	TO	Blk	Stl	Min
		FG-FGA	FG-FGA		Off	Def	Tot							
0	Jordan Speller	11-13	0-0	2-2	0	3	3	1	24	4	0	0	5	32:00
2	Kanae Edwards	2-7	0-3	2-2	1	0	1	3	6	0	4	0	0	32:00
3	Zamareya Jones	10-23	5-12	4-5	2	7	9	3	29	4	0	1	2	32:00
5	Gjahnice Chance	1-4	1-4	0-0	1	4	5	3	3	1	1	0	1	32:00
21	Zihanna Lightfoot	3-7	0-0	2-2	5	5	10	3	8	1	1	0	1	30:51
23	Allianna Duncun	0-0	0-0	0-0	0	0	0	0	0	0	0	0	0	00:21
12	Corine Beatty	0-0	0-0	0-0	0	0	0	0	0	0	0	0	0	00:48
Team					0	0	0				0			
Totals		27-54	6-19	10-11	9	19	28	13	70	10	6	1	9	160:00

FG % 1st: 7-14 50.0% 2nd: 8-15 53.3% 3rd: 6-13 46.2% 4th: 6-12 50.0% Game: 27-54 50.0%

3PT % 1st: 3-7 42.9% 2nd: 1-7 14.3% 3rd: 1-3 33.3% 4th: 1-2 50.0% Game: 6-19 31.6%

FT % 1st: 0-0 0.0% 2nd: 0-0 0.0% 3rd: 6-7 85.7% 4th: 4-4 100.0% Game: 10-11 90.9%

DeadBall
Rebounds
1, 0

Officials:

Technical fouls: Seaforth - NONE North Pitt - NONE

Attendance: 0

Score by periods	1st	2nd	3rd	4th	Total
Seaforth	12	10	12	11	45
North Pitt	17	17	19	17	70

	In	Off	2nd	Fast	
Points	Paint	T/O	Chance	Break	Bench
SHS	22	8	9	2	2
NPHS	42	20	10	20	0

Last FG - SHS 4th-1:03. NPHS 4th - 1:46.

Largest lead - SHS by 2 1st - 7:34, NPHS by 27 4th - 4:01

SHS led for 2:27. NPHS led for 29:07. Game was tied for 00:26

Score tied - 1 time.

Lead changed - 3 times.

Official Basketball Box Score - Final
Goldsboro vs Farmville Central
03/13/24 , Winston-Salem NC

Game Time: 6:00 PM
Game Duration: 1:30

Goldsboro - 54 • 0-1

##	Player	Total FG-FGA	3-Ptr FG-FGA	FT-FTA	Rebounds			PF	TP	A	TO	Blk	Stl	Min
					Off	Def	Tot							
1	Amari Latham	9-16	1-2	3-4	5	5	10	3	22	2	2	2	1	25:37
3	Jae'Quan Green	1-6	0-2	1-2	1	4	5	5	3	0	7	1	0	17:12
4	Nyrese Williams	1-7	0-3	2-4	1	3	4	4	4	0	6	0	1	23:03
5	Andre Williams	2-6	1-3	2-2	2	1	3	4	7	2	7	0	1	28:34
15	Maurice Tyler	2-10	2-8	0-0	0	5	5	4	6	0	3	3	0	26:22
0	Malik Cadet	1-4	0-0	1-4	2	2	4	2	3	0	0	1	0	22:19
20	Xavier White	1-1	0-0	1-2	0	1	1	1	3	0	1	0	1	10:50
11	Devin Bishop	1-2	1-1	0-0	0	0	0	0	3	1	0	0	1	02:01
12	Keshawn Kenner	1-2	1-2	0-0	0	1	1	0	3	1	0	1	0	02:01
55	Reberson Cherry	0-0	0-0	0-0	0	0	0	1	0	0	0	0	0	02:01
Team					0	0	0				0			
Totals		19-54	6-21	10-18	11	22	33	24	54	6	26	8	5	160:00

FG % 1st: 4-11 36.4% 2nd: 2-11 18.2% 3rd: 3-14 21.4% 4th: 10-18 55.6% Game: 19-54 35.2%
3PT % 1st: 1-2 50.0% 2nd: 0-5 0.0% 3rd: 1-7 14.3% 4th: 4-7 57.1% Game: 6-21 28.6%
FT % 1st: 3-4 75.0% 2nd: 0-0 0.0% 3rd: 4-7 57.1% 4th: 3-7 42.9% Game: 10-18 55.6%

DeadBall
Rebounds
8, 5

Farmville Central - 74 • 1-0

##	Player	Total FG-FGA	3-Ptr FG-FGA	FT-FTA	Rebounds			PF	TP	A	TO	Blk	Stl	Min
					Off	Def	Tot							
1	Tyler Whitehurst	5-12	3-8	0-0	2	2	4	0	13	2	1	0	0	25:04
3	JD Daniels	4-11	0-2	4-10	3	6	9	3	12	1	1	0	4	31:00
5	Alex Moye	2-7	0-1	2-4	3	2	5	1	6	3	3	0	3	18:18
10	Hampton Evans	2-5	0-2	4-6	3	2	5	4	8	0	0	0	1	14:11
11	Mykal Williams	4-9	2-5	0-0	0	3	3	2	10	0	2	0	1	16:38
24	Chris Rhodes	3-7	1-1	2-3	2	1	3	0	9	2	1	0	1	19:31
12	Omaurie Phillips	0-3	0-0	0-0	0	2	2	4	0	0	0	1	3	08:44
14	Landen Barnes	1-5	0-0	2-6	6	2	8	3	4	2	0	0	3	12:13
2	Jordan Jones	4-6	1-2	2-2	0	0	0	1	11	0	0	0	0	06:58
23	Xavier Sheppard	0-0	0-0	0-0	0	0	0	0	0	0	0	0	0	00:11
33	Jocquez Dixon	0-2	0-0	1-2	0	0	0	0	1	0	1	0	0	02:32
21	Jazion Wiloughby	0-0	0-0	0-0	0	1	1	0	0	0	1	0	0	01:39
44	Amarion Williams	0-1	0-0	0-0	0	2	2	0	0	1	1	0	0	01:49
42	Convoye Streeter	0-0	0-0	0-0	0	0	0	1	0	0	0	0	0	01:12
Team					0	0	0				0			
Totals		25-68	7-21	17-33	19	23	42	19	74	11	11	1	16	160:00

FG % 1st: 3-16 18.8% 2nd: 9-20 45.0% 3rd: 8-16 50.0% 4th: 5-16 31.3% Game: 25-68 36.8%
3PT % 1st: 1-5 20.0% 2nd: 3-7 42.9% 3rd: 1-5 20.0% 4th: 2-4 50.0% Game: 7-21 33.3%
FT % 1st: 3-8 37.5% 2nd: 4-8 50.0% 3rd: 2-4 50.0% 4th: 8-13 61.5% Game: 17-33 51.5%

DeadBall
Rebounds
13, 1

Officials:

Technical fouls: Goldsboro - NONE Farmville Central - NONE

Attendance: 0

Score by periods	1st	2nd	3rd	4th	Total
Goldsboro	12	4	11	27	54
Farmville Central	10	25	19	20	74

	In	Off	2nd	Fast	
Points	Paint	T/O	Chance	Break	Bench
GHS	26	7	16	5	12
FCHS	34	24	15	28	25

Last FG - GHS 4th-0:04. FCHS 4th - 1:34.
Largest lead - GHS by 10 1st - 3:28, FCHS by 30 3rd - 0:42
GHS led for 8:04. FCHS led for 23:05. Game was tied for 00:51

Score tied - 1 time.
Lead changed - 1 time.

Official Basketball Box Score - Final
Salisbury vs Reidsville
03/13/24 , Winston-Salem, NC

Game Time: 7:30 PM
Game Duration: 1:36

Salisbury - 72 • 0-1

## Player						Total FG-FGA		3-Ptr FG-FGA		FT-FTA		Rebounds Off Def Tot			PF	TP	A	TO	Blk	Stl	Min
0	Bryce Dalton					6-13		4-8		1-1		4	3	7	3	17	1	1	0	1	32:00
1	Duece Walker, Jr					3-6		0-0		2-2		3	6	9	2	8	1	1	0	0	27:38
2	Jayden Harris					9-27		1-8		11-12		2	6	8	2	30	3	5	3	2	32:00
3	Dashawn Brown					1-2		0-0		0-0		2	2	4	5	2	1	0	1	0	18:12
5	Mike Geter					4-13		1-5		0-0		0	1	1	5	9	2	2	0	1	28:13
15	Braylon Taylor					0-2		0-0		0-0		0	0	0	0	0	2	2	0	0	05:44
11	Hank Webb					2-6		2-5		0-0		2	2	4	3	6	0	1	0	0	16:13
Team												0	0	0			0				
Totals						25-69		8-26		14-15		13	20	33	20	72	10	12	4	4	160:00
FG %						1st: 6-15 40.0%	2nd: 6-16 37.5%	3rd: 5-19 26.3%	4th: 8-19 42.1%	Game: 25-69 36.2%		DeadBall									
3PT %						1st: 2-5 40.0%	2nd: 1-5 20.0%	3rd: 5-12 41.7%	4th: 0-4 0.0%	Game: 8-26 30.8%		Rebounds									
FT %						1st: 4-4 100.0%	2nd: 0-0 0.0%	3rd: 6-6 100.0%	4th: 4-5 80.0%	Game: 14-15 93.3%		8, 4									

Reidsville - 76 • 1-0

## Player						Total	3-Ptr	FT-FTA		Rebounds			PF	TP	A	TO	Blk	Stl	Min
						FG-FGA	FG-FGA			Off	Def	Tot							
0	Kendre Harrison					8-16	0-1	3-7		11	8	19	4	19	2	3	2	2	30:06
1	Dionte Neal					5-16	2-8	4-6		0	1	1	4	16	3	2	0	1	25:41
3	Johnniyus Sharpe					6-19	2-7	7-7		0	1	1	1	21	2	0	1	1	32:00
4	Aljariq Lee					4-4	3-3	0-0		1	7	8	3	11	1	2	1	2	29:43
10	Cam'ron Jones					2-6	0-0	3-4		1	3	4	4	7	0	1	0	2	32:00
15	Aidan Manfield					0-0	0-0	0-0		0	0	0	0	0	0	0	0	0	01:54
24	Mohamed Adbeldayem					1-2	0-1	0-0		0	3	3	0	2	0	0	1	0	08:32
2	Kaleb Shaifer					0-0	0-0	0-0		0	0	0	0	0	0	0	0	0	00:04
Team										0	0	0				0			
Totals						26-63	7-20	17-24		13	23	36	16	76	8	8	5	8	160:00
FG %						1st: 6-17 35.3%	2nd: 7-17 41.2%	3rd: 5-14 35.7%	4th: 8-15 53.3%	Game: 26-63 41.3%		DeadBall							
3PT %						1st: 1-5 20.0%	2nd: 4-7 57.1%	3rd: 0-1 0.0%	4th: 2-7 28.6%	Game: 7-20 35.0%		Rebounds							
FT %						1st: 3-5 60.0%	2nd: 4-5 80.0%	3rd: 4-6 66.7%	4th: 6-8 75.0%	Game: 17-24 70.8%		7, 1							

Officials:

Technical fouls: Salisbury - NONE Reidsville - D,Neal.

Attendance: 0

Score by periods	1st	2nd	3rd	4th	Total
Salisbury	18	13	21	20	72
Reidsville	16	22	14	24	76

	In	Off	2nd	Fast	
Points	Paint	T/O	Chance	Break	Bench
SHS	30	4	20	14	6
RHS	38	22	20	11	2

Last FG - SHS 4th-0:12. RHS 4th - 0:07.

Largest lead - SHS by 4 1st - 3:26, RHS by 8 3rd - 3:02

SHS led for 8:11. RHS led for 20:31. Game was tied for 03:18

Score tied - 6 times.

Lead changed - 12 times.



Official Basketball Box Score - Final
Seventy-First at Westover
03/12/24 Joel Coliseum, Winston-Salem, N.C.
NCHSAA 3A Regiona

Game Time: 3:31 PM
Game Duration: 1:20

Officials:

Seventy-First - 63

Record: 1-0

NO. Name	Min	FG M-A	3P M-A	FT M-A	Rebounds OR DR TOT	Fouls PF FD	TP	AS	TO	ST	Blocks BS BA	+/-
5 Jacques Foster	30:38	8-14	5-9	4-4	0 2 2	2 4	25	1	2	1	0 1	23
12 Xavier McBryde	30:39	0-1	0-0	1-2	0 2 2	2 2	1	3	2	3	0 0	23
22 Mylan Campbell	30:38	4-8	1-3	4-5	0 5 5	1 3	13	3	3	1	0 0	23
30 DeAndre Nance	30:20	4-7	0-0	4-4	4 5 9	2 6	12	4	4	4	0 0	23
44 Micah Dowdy-Isom	13:26	3-3	0-0	0-0	3 1 4	1 0	6	0	0	0	2 0	10
10 Kayden Diggs	17:12	2-5	0-1	2-2	0 1 1	4 1	6	0	1	0	1 0	13
33 Julian Wilkerson	01:40	0-0	0-0	0-0	0 0 0	0 0	0	0	0	0	0 0	-4
11 Daekwon Dunn	01:22	0-0	0-0	0-0	1 0 1	0 0	0	0	2	0	0 0	-4
42 Anthony Bethea	01:22	0-1	0-0	0-0	0 0 0	0 0	0	0	1	0	0 0	-4
55 Jayden Surgeon	01:22	0-0	0-0	0-0	0 0 0	0 0	0	0	0	1	0 0	-4
32 Noah Staples	01:21	0-0	0-0	0-0	0 0 0	0 0	0	0	0	0	0 0	-4
Team					2 3 5		0		0			
Totals		21-39	6-13	15-17	10 19 29	12 16	63	11	15	10	3 1	19

Shooting By Period		
1 st FG%	6-10	60.0%
3PT%	1-2	50.0%
FT%	2-2	100%
2 nd FG%	5-12	41.7%
3PT%	1-4	25.0%
FT%	5-5	100%
3 rd FG%	6-11	54.5%
3PT%	3-6	50.0%
FT%	0-0	0%
4 th FG%	4-6	66.7%
3PT%	1-1	100.0%
FT%	8-10	80%
GM FG%	21-39	53.8%
3PT%	6-13	46.2%
FT%	15-17	88.2%

Technical Fouls: Campbell 2nd 4:01

Dead Ball Rebounds: 1, 0

Westover - 44

Record: 0-1

NO. Name	Min	FG M-A	3P M-A	FT M-A	Rebounds OR DR TOT	Fouls PF FD	TP	AS	TO	ST	Blocks BS BA	+/-
1 Jaeden James	26:36	2-7	2-7	4-5	1 3 4	2 3	10	1	1	0	0 0	-10
4 Malachia Allen	23:56	2-6	1-1	0-0	1 3 4	3 1	5	0	3	0	1 1	-15
21 Almare Josey	20:02	1-6	0-1	0-0	0 0 0	4 0	2	0	2	2	0 1	-11
24 Ari Fulton	30:24	4-15	1-2	6-6	6 2 8	2 4	15	1	1	1	0 1	-21
30 Jerimiah McGrady	13:36	1-1	0-0	2-3	1 0 1	0 2	4	0	0	0	0 0	-10
15 Zaveon Porter	14:59	0-4	0-2	0-0	0 0 0	1 0	0	1	2	3	0 0	-12
34 Jaylen Miller	14:35	2-2	0-0	0-0	2 0 2	2 0	4	0	1	0	0 0	-10
2 Marselis Drummond	09:51	2-3	0-1	0-0	1 0 1	1 1	4	0	1	2	0 0	-10
12 DeMarious Hall	03:25	0-1	0-1	0-0	0 0 0	1 0	0	0	0	0	0 0	3
5 Tristen Henry	02:36	0-0	0-0	0-0	0 0 0	0 0	0	0	0	0	0 0	1
Team					1 1 2		0		0			
Totals		14-45	4-15	12-14	13 9 22	16 11	44	3	11	8	1 3	-19

Technical Fouls: NONE

Shooting By Period		
1 st FG%	1-10	10.0%
3PT%	1-2	50.0%
FT%	2-2	100%
2 nd FG%	5-13	38.5%
3PT%	0-2	0.0%
FT%	7-7	100%
3 rd FG%	3-7	42.9%
3PT%	1-4	25.0%
FT%	1-2	50%
4 th FG%	5-15	33.3%
3PT%	2-7	28.6%
FT%	2-3	66.7%
GM FG%	14-45	31.1%
3PT%	4-15	26.7%
FT%	12-14	85.7%

Dead Ball Rebounds: 1, 0

	SFH	WHS
Biggest lead	23 (4 th 1:22)	3 (1 st 6:43)
Best Scoring Run	12 (1 st 0:40)	5 (2 nd 6:24)
Lead Changes	1	
Times Tied	0	
Time with Lead	28:08	02:35

Points from	SFH	WHS
Turnovers	10	14
Paint	22	20
Second Chance	9	13
Fast Breaks	10	8
Bench	6	8

Period by Period Scoring					
	1st	2nd	3rd	4th	TOT
SFH	15	16	15	17	63
WHS	5	17	8	14	44



Official Basketball Box Score - Final
Hickory at Central Cabarrus
 03/12/24 Joel Coliseum, Winston-Salem, N.C.
 NCHSAA 3A Regionals

Game Time: 7:33 PM
 Game Duration: 1:33

Officials: Marshall Crumpler, Michael Jones, DeShon Jenkins

Hickory - 78

Record: 0-1

NO.	Name	Min	FG M-A	3P M-A	FT M-A	Rebounds			Fouls		TP	AS	TO	ST	Blocks		+/-
						OR	DR	TOT	PF	FD					BS	BA	
1	Jordan Lineberger	28:26	3-6	1-3	1-2	1	2	3	5	2	8	3	2	1	1	0	-8
3	Jay Powell	22:38	7-13	6-9	3-4	1	0	1	0	2	23	0	4	2	0	0	-1
12	John Holbrook	27:32	6-12	0-0	2-4	4	0	4	2	3	14	0	1	0	1	1	-16
14	Jamien Little	28:10	5-14	3-7	0-2	1	3	4	4	2	13	2	2	1	0	2	-19
23	Izaiah Littlejohn	16:19	3-4	0-0	0-0	2	3	5	5	0	6	1	4	1	1	0	-6
2	Jordan Powell	17:26	0-0	0-0	4-7	1	1	2	4	6	4	3	0	1	0	0	1
4	Zane Krenznel	12:36	4-8	2-3	0-0	3	0	3	2	1	10	0	0	0	0	0	-1
5	A'Von Wilfong	06:06	0-0	0-0	0-0	0	1	1	0	0	0	1	0	0	0	0	4
11	Hunter Fisher	00:47	0-1	0-1	0-0	1	0	1	0	0	0	0	0	0	0	0	1
Team						3	2	5			0		0				
Totals			28-58	12-23	10-19	17	12	29	22	16	78	10	13	6	3	3	-9

Technical Fouls: NONE

Shooting By Period			
1 st FG%	5-15	33.3%	
3PT%	2-4	50.0%	
FT%	4-7	57.1%	
2 nd FG%	8-16	50.0%	
3PT%	3-7	42.9%	
FT%	4-6	66.7%	
3 rd FG%	7-11	63.6%	
3PT%	4-6	66.7%	
FT%	0-1	0%	
4 th FG%	8-16	50.0%	
3PT%	3-6	50.0%	
FT%	2-5	40%	
GM FG%	28-58	48.3%	
3PT%	12-23	52.2%	
FT%	10-19	52.6%	

Dead Ball Rebounds: 5, 0

Central Cabarrus - 87

Record: 1-0

NO.	Name	Min	FG M-A	3P M-A	FT M-A	Rebounds			Fouls		TP	AS	TO	ST	Blocks		+/-
						OR	DR	TOT	PF	FD					BS	BA	
4	Chase Daniel	26:32	3-7	1-3	8-8	3	3	6	4	6	15	5	2	2	0	2	15
14	Josh Dalton	21:06	5-7	1-2	0-0	1	2	3	3	1	11	0	0	0	1	0	12
22	Noah Edmisten	19:10	1-3	1-3	0-0	0	0	0	1	0	3	0	0	0	0	0	-2
24	Carson Daniel	31:27	8-14	2-7	4-4	2	5	7	0	6	22	3	2	3	1	0	9
34	Desmond Kent, Jr.	31:53	11-15	1-1	2-4	6	2	8	4	4	25	1	4	1	1	1	9
12	Emari Russell	18:07	2-4	0-1	4-4	0	2	2	3	4	8	1	3	0	0	0	0
11	Jake Baker	07:14	0-1	0-1	0-0	0	0	0	1	0	0	1	1	0	0	0	5
30	Cayden Smith	04:31	1-3	1-3	0-0	0	0	0	0	1	3	0	0	0	0	0	-3
Team						0	3	3			0		0				
Totals			31-54	7-21	18-20	12	17	29	16	22	87	11	12	6	3	3	9

Technical Fouls: NONE

Shooting By Period			
1 st FG%	8-13	61.5%	
3PT%	2-5	40.0%	
FT%	3-5	60%	
2 nd FG%	6-13	46.2%	
3PT%	3-9	33.3%	
FT%	4-4	100%	
3 rd FG%	9-16	56.3%	
3PT%	1-5	20.0%	
FT%	5-5	100%	
4 th FG%	8-12	66.7%	
3PT%	1-2	50.0%	
FT%	6-6	100%	
GM FG%	31-54	57.4%	
3PT%	7-21	33.3%	
FT%	18-20	90.0%	

Dead Ball Rebounds: 1, 0

	HHS	CCH
Biggest lead	3 (1 st 7:34)	11 (4 th 0:21)
Best Scoring Run	9 (2 nd 1:49)	10 (3 rd 1:00)
Lead Changes	11	
Times Tied	11	
Time with Lead	02:38	24:02

Points from	HHS	CCH
Turnovers	14	18
Paint	30	46
Second Chance	15	21
Fast Breaks	16	25
Bench	14	11

Period by Period Scoring					
	1st	2nd	3rd	4th	TOT
HHS	16	23	18	21	78
CCH	21	19	24	23	87



Official Basketball Box Score - Final
A.C. Reynolds at West Rowan
03/12/24 Joel Coliseum, Winston-Salem, N.C.
West Rowan vs. A.C. Reynolds

Game Time: 2:00 PM
Game Duration: 1:21

Officials: Anthony Hair, Larry Morrissey, Anthony Ferguson

A.C. Reynolds - 54

Record: 0-1

NO.	Name	Min	FG M-A	3P M-A	FT M-A	Rebounds OR DR TOT	Fouls PF FD	TP	AS	TO	ST	Blocks BS BA	+/-
42	Addie Long	C 14:03	3-5	0-0	3-4	1 1 2	3 3	9	0	1	0	0 0	7
2	Julie Jamnus	G 25:30	6-11	0-1	0-0	1 3 4	4 2	12	3	8	0	0 0	0
5	Tait Harvey	G 31:07	4-10	2-7	0-0	1 3 4	1 1	10	2	0	0	0 1	-10
24	Anna Wilcox	G 28:37	2-10	1-5	1-1	4 1 5	0 3	6	1	2	0	0 1	-2
30	Peyton Harvey	G 31:01	6-16	2-6	1-2	2 7 9	3 4	15	1	7	5	0 0	-10
13	Ava Young	15:11	1-3	0-2	0-0	0 0 0	4 0	2	0	3	0	0 0	-21
11	Mariah Bberhardt	11:25	0-0	0-0	0-0	0 0 0	2 0	0	0	0	0	0 0	-19
22	Adalyn Wilkinson	03:06	0-2	0-1	0-0	0 0 0	0 0	0	0	0	0	0 0	-5
Team						1 4 5		0		0			
Totals			22-57	5-22	5-7	10 19 29	17 13	54	7	21	5	0 2	-12

Technical Fouls: NONE

Shooting By Period		
1 st FG%	6-13	46.2%
3PT%	1-6	16.7%
FT%	0-0	0%
2 nd FG%	2-14	14.3%
3PT%	1-6	16.7%
FT%	2-2	100%
3 rd FG%	6-12	50.0%
3PT%	2-4	50.0%
FT%	2-4	50%
4 th FG%	8-18	44.4%
3PT%	1-6	16.7%
FT%	1-1	100%
GM FG%	22-57	38.6%
3PT%	5-22	22.7%
FT%	5-7	71.4%

Dead Ball Rebounds: 2, 0

West Rowan - 66

Record: 1-0

NO.	Name	Min	FG M-A	3P M-A	FT M-A	Rebounds OR DR TOT	Fouls PF FD	TP	AS	TO	ST	Blocks BS BA	+/-
23	Mya Edwards	F 28:47	6-10	0-0	0-0	2 4 6	1 0	12	2	1	2	0 0	13
25	Emma Clarke	F 32:00	7-13	0-1	0-0	2 5 7	2 0	14	0	4	2	2 0	12
2	Makayla Tenor	G 28:45	1-6	1-2	0-0	0 3 3	1 1	3	3	1	5	0 0	9
24	Lauren Arnold	G 18:22	2-5	0-0	4-4	0 5 5	5 2	8	0	3	1	0 0	8
30	Tiara Thompson	G 32:00	4-9	0-1	9-10	1 3 4	3 10	17	1	3	1	0 0	12
5	Demya Phifer	20:06	4-12	0-1	4-4	3 2 5	1 4	12	2	4	1	0 0	6
Team						4 3 7		0		2			
Totals			24-55	1-5	17-18	12 25 37	13 17	66	8	18	12	2 0	12

Technical Fouls: NONE

Shooting By Period		
1 st FG%	3-11	27.3%
3PT%	1-2	50.0%
FT%	6-6	100%
2 nd FG%	7-14	50.0%
3PT%	0-2	0.0%
FT%	2-2	100%
3 rd FG%	7-16	43.8%
3PT%	0-1	0.0%
FT%	5-6	83.3%
4 th FG%	7-14	50.0%
3PT%	0-0	0.0%
FT%	4-4	100%
GM FG%	24-55	43.6%
3PT%	1-5	20.0%
FT%	17-18	94.4%

Dead Ball Rebounds: 1, 0

	ACR	H
Biggest lead	6 (1 st 4:19)	18 (3 rd 2:37)
Best Scoring Run	7 (3 rd 0:39)	12 (2 nd 1:34)
Lead Changes	1	
Times Tied	3	
Time with Lead	09:15	19:39

Points from	ACR	H
Turnovers	17	10
Paint	32	42
Second Chance	15	14
Fast Breaks	7	12
Bench	2	12

Period by Period Scoring					
	1st	2nd	3rd	4th	TOT
ACR	13	7	16	18	54
H	13	16	19	18	66



Official Basketball Box Score - Final
South Central at Terry Sanford
03/12/24 Joel Coliseum, Winston-Salem, N.C.
NCHSAA 3A Regional

Game Time: 6:00 PM
Game Duration: 1:27

Officials: Marshall Crumpler, Michael Jones, DeShon Jenkins

South Central - 50

Record: 0-1

NO.	Name	Min	FG M-A	3P M-A	FT M-A	Rebounds			Fouls		TP	AS	TO	ST	Blocks		+/-
						OR	DR	TOT	PF	FD					BS	BA	
2	Nitani Mayo	26:48	3-12	1-6	0-0	3	3	6	3	1	7	0	5	2	0	0	-11
3	Jaidyn Boswell	30:35	2-9	0-3	2-4	1	3	4	3	2	6	4	5	3	0	2	-5
5	Sabraya Baker	23:12	2-9	1-4	1-2	3	0	3	0	1	6	0	2	2	0	0	-6
13	Brooklynne Evans	32:00	4-10	0-1	6-8	5	8	13	2	7	14	1	3	4	0	0	-8
21	Akima Hukins	11:55	0-1	0-0	2-2	0	2	2	1	1	2	0	1	1	0	0	-14
1	Charmaine Dixon	17:21	4-9	0-0	0-0	0	0	0	1	2	8	0	1	1	0	0	7
0	kaelyn McCarter	15:25	2-4	1-2	0-2	0	1	1	2	0	5	1	0	0	0	0	-2
25	Gabrielle Freeman	02:44	1-1	0-0	0-0	0	0	0	1	0	2	0	0	0	0	0	-1
Team						1	1	2			0		0				
Totals			18-55	3-16	11-18	13	18	31	13	14	50	6	17	13	0	2	-8

Technical Fouls: NONE

Shooting By Period		
1 st FG%	2-11	18.2%
3PT%	0-3	0.0%
FT%	6-8	75%
2 nd FG%	5-15	33.3%
3PT%	1-4	25.0%
FT%	0-0	0%
3 rd FG%	5-16	31.3%
3PT%	1-6	16.7%
FT%	3-4	75%
4 th FG%	6-13	46.2%
3PT%	1-3	33.3%
FT%	2-6	33.3%
GM FG%	18-55	32.7%
3PT%	3-16	18.8%
FT%	11-18	61.1%

Dead Ball Rebounds: 5, 0

Terry Sanford - 58

Record: 1-0

NO.	Name	Min	FG M-A	3P M-A	FT M-A	Rebounds			Fouls		TP	AS	TO	ST	Blocks		+/-
						OR	DR	TOT	PF	FD					BS	BA	
3	Jaidith Blake	22:43	3-9	0-2	5-5	3	2	5	4	3	11	2	2	3	0	0	8
4	Zamiya Reddick	12:20	1-2	0-1	0-0	2	1	3	0	1	2	0	3	2	0	0	5
10	Amaya Brown	30:45	6-18	2-11	2-3	2	2	4	1	2	16	1	5	6	1	0	9
12	Breanna Roaf	31:40	5-15	1-4	2-2	6	7	13	2	2	13	1	6	0	0	0	5
24	Rebecca Kaba	25:26	6-14	0-0	2-5	7	3	10	3	3	14	0	7	2	1	0	11
5	Taleah Meadows	24:52	0-1	0-0	0-0	3	9	12	3	2	0	0	2	0	0	0	4
15	Skylae Young	03:05	0-1	0-1	0-0	0	0	0	1	0	0	0	0	0	0	0	-4
23	Amya Harrington	09:09	1-2	0-0	0-0	1	1	2	0	0	2	0	0	0	0	0	2
Team						1	1	2			0		0				
Totals			22-62	3-19	11-15	25	26	51	14	13	58	4	25	13	2	0	8

Technical Fouls: NONE

Shooting By Period		
1 st FG%	5-17	29.4%
3PT%	1-4	25.0%
FT%	1-3	33.3%
2 nd FG%	6-18	33.3%
3PT%	1-5	20.0%
FT%	1-2	50%
3 rd FG%	7-17	41.2%
3PT%	1-7	14.3%
FT%	0-0	0%
4 th FG%	4-10	40.0%
3PT%	0-3	0.0%
FT%	9-10	90%
GM FG%	22-62	35.5%
3PT%	3-19	15.8%
FT%	11-15	73.3%

Dead Ball Rebounds: 1, 0

	SCH	TSH
Biggest lead	1 (1 st 1:23)	12 (3 rd 3:49)
Best Scoring Run	7 (3 rd 1:17)	8 (3 rd 6:47)
Lead Changes	2	
Times Tied	2	
Time with Lead	00:50	30:11

Points from	SCH	TSH
Turnovers	17	20
Paint	28	26
Second Chance	14	16
Fast Breaks	14	20
Bench	15	2

Period by Period Scoring					
	1st	2nd	3rd	4th	TOT
SCH	10	11	14	15	50
TSH	12	14	15	17	58

Official Basketball Box Score -- Game Totals -- Final Statistics
Charlotte Catholic vs Watauga
3/14/24 2:00 p.m. at Winston-Salem, N.C. - Joel Coliseum

Charlotte Catholic 61 • 27-4

##	Player		Total	3-Ptr	FT-FTA	Rebounds			PF	TP	A	TO	Blk	Stl	Min
			FG-FGA	FG-FGA		Off	Def	Tot							
03	McArdle,Kate	*	2-5	1-2	1-2	1	0	1	5	6	1	2	0	0	28
11	FAVA,Olivia	*	2-6	0-2	5-8	2	4	6	4	9	3	1	0	0	24
22	McKain,Harper	*	0-3	0-1	0-0	0	0	0	0	0	1	0	0	0	19
34	THOMAS,Blanca	*	11-18	1-2	4-7	9	9	18	4	27	1	4	1	2	29
44	GOUGH,Gracynn	*	3-10	2-7	1-2	1	7	8	2	9	3	5	0	1	29
04	KERNODLE,Maggie		3-4	3-4	0-0	0	0	0	2	9	3	3	0	0	25
12	SHEA,Megan		0-0	0-0	0-0	0	0	0	1	0	0	1	0	0	3
20	TUCKER,Martha		0-0	0-0	1-1	0	0	0	0	1	0	0	0	0	3
Team						2	3	5							
Totals			21-46	7-18	12-20	15	23	38	18	61	12	16	1	3	160

1st - FG %: 5-15 33.3% 2nd: 8-13 61.5% 3rd: 4-11 36.4% 4th: 4-7 57.1% Game: 21-46 45.7% Deadball
 3FG %: 1-4 25.0% 2-6 33.3% 2-5 40.0% 2-3 66.7% 7-18 38.9% Rebounds
 FT %: 0-1 0.0% 1-1 100.0% 0-0 0.0% 11-18 61.1% 12-20 60.0% 5

Watauga 55 • 25-6

##	Player		Total	3-Ptr	FT-FTA	Rebounds			PF	TP	A	TO	Blk	Stl	Min
			FG-FGA	FG-FGA		Off	Def	Tot							
01	MATHESON,Julie	*	1-6	1-5	2-2	0	1	1	1	5	0	0	0	0	16
12	SEARS,Kate	*	12-21	0-4	14-17	4	4	8	4	38	5	5	0	4	31
23	SHOOK,Laney	*	1-6	0-3	0-0	0	2	2	5	2	0	2	0	0	23
30	DARNER,Kaitlyn	*	0-4	0-3	0-0	1	3	4	4	0	1	0	0	2	28
33	TORGERSON,Charlotte	*	1-4	1-4	1-2	0	0	0	4	4	0	1	0	1	30
05	TORGERSON,Izzy		0-1	0-1	0-0	0	1	1	0	0	0	0	0	0	7
11	WEIGL,Chloe		0-0	0-0	0-0	0	0	0	0	0	0	0	0	0	3
13	McGLAMERY,Diane		0-0	0-0	0-0	0	0	0	0	0	0	0	0	0	5
21	HAINES,Blair		2-3	2-2	0-0	1	0	1	1	6	0	0	0	0	17
Team						1	2	3							
Totals			17-45	4-22	17-21	7	13	20	19	55	6	8	0	7	160

1st - FG %: 3-8 37.5% 2nd: 4-9 44.4% 3rd: 6-14 42.9% 4th: 4-14 28.6% Game: 17-45 37.8% Deadball
 3FG %: 1-2 50.0% 1-4 25.0% 1-7 14.3% 1-9 11.1% 4-22 18.2% Rebounds
 FT %: 1-2 50.0% 6-6 100.0% 2-2 100.0% 8-11 72.7% 17-21 81.0% 2

Officials: John Holmes, Christopher Losack, Ben Strunk
 Technical fouls: Charlotte Catholic-None. Watauga-None.
 Attendance:
 NCHSAA 4A Western Regional Final

Score by periods	1st	2nd	3rd	4th	Total
Charlotte Catholic	11	19	10	21	61
Watauga	8	15	15	17	55

	In	Off	2nd	Fast	
Points	Paint	T/O	Chance	Break	Bench
CC	26	10	11	5	10
WATAUG	22	21	5	4	6

Last FG - CC 4th-03:44, WATAUGA 4th-01:21.
 Largest lead - CC by 9 2nd-00:47, WATAUGA by 2 1st-06:17.
 CC led for 25:25. WATAUGA led for 00:56. Game was tied for 05:22.

Score tied - 3 times.
 Lead changed - 5 times.

Official Basketball Box Score -- Game Totals -- Final Statistics
Rolesville vs Hoggard
3/14/24 4:00 p.m. at Winston-Salem, N.C. - Joel Coliseum

Rolesville 47 • 26-5

##	Player		Total		3-Ptr	Rebounds			PF	TP	A	TO	Blk	Stl	Min
			FG-FGA	FG-FGA	FT-FTA	Off	Def	Tot							
01	ROWE,Taliya	*	4-7	2-4	0-0	1	0	1	0	10	1	5	0	0	25
05	JONES,Caitlyn	*	4-12	1-3	2-2	0	1	1	2	11	4	4	0	4	31
14	LEE,Camryn	*	2-6	1-1	2-2	3	2	5	2	7	0	2	0	1	31
25	LEWIS,Laila	*	3-13	1-9	0-0	2	2	4	2	7	2	0	1	1	31
30	BUSH,Kayla	*	3-3	0-0	2-2	4	5	9	3	8	0	1	0	0	26
03	HUBBARD,Dacota		0-0	0-0	0-0	0	0	0	0	0	0	0	0	0	1
11	THOMAS,Meadow		0-0	0-0	0-0	0	0	0	0	0	0	0	0	0	2
13	EVERETTE,Justice		1-3	1-3	1-1	1	2	3	0	4	1	0	0	0	11
20	JATTA,Aminata		0-0	0-0	0-0	0	0	0	0	0	0	0	0	0	1
23	NESBITT,Deanna		0-1	0-0	0-0	0	0	0	0	0	0	1	0	0	1
Team						1	4	5							
Totals			17-45	6-20	7-7	12	16	28	9	47	8	13	1	6	160

1st - FG %:	3-11	27.3%	2nd: 5-14	35.7%	3rd: 6-13	46.2%	4th: 3-7	42.9%	Game: 17-45	37.8%	Deadball
3FG %:	3-8	37.5%	1-5	20.0%	2-6	33.3%	0-1	0.0%	6-20	30.0%	Rebounds
FT %:	2-2	100.0%	0-0	0.0%	3-3	100.0%	2-2	100.0%	7-7	100.0%	0

Hoggard 34 • 30-2

##	Player		Total		3-Ptr	Rebounds			PF	TP	A	TO	Blk	Stl	Min
			FG-FGA	FG-FGA	FT-FTA	Off	Def	Tot							
12	FITZGERALD,Avery	*	3-5	2-3	2-2	1	5	6	2	10	1	1	0	0	32
14	SHIVERS,Tristan	*	3-8	0-2	1-2	1	3	4	2	7	7	6	1	1	32
15	ELGARD,Sarah	*	0-1	0-0	6-6	0	4	4	3	6	0	2	1	2	31
24	GRAHAM,YaYa	*	2-4	1-1	0-0	0	0	0	1	5	0	1	0	2	21
32	CHANCE,A.K.	*	2-8	2-6	0-0	1	2	3	0	6	0	4	0	1	20
10	SASSER,Kylie		0-0	0-0	0-0	0	0	0	0	0	0	0	0	0	0+
13	GARDNER,Jakicey		0-1	0-1	0-0	0	1	1	1	0	1	2	0	2	12
33	JONES,Ella		0-3	0-2	0-0	0	1	1	1	0	0	1	0	0	11
44	SEWARD,Emerson		0-1	0-0	0-0	0	0	0	0	0	0	0	0	0	1
Team						2	0	2							
Totals			10-31	5-15	9-10	5	16	21	10	34	9	17	2	8	160

1st - FG %:	3-10	30.0%	2nd: 2-9	22.2%	3rd: 3-5	60.0%	4th: 2-7	28.6%	Game: 10-31	32.3%	Deadball
3FG %:	0-2	0.0%	2-5	40.0%	2-3	66.7%	1-5	20.0%	5-15	33.3%	Rebounds
FT %:	0-0	0.0%	3-4	75.0%	6-6	100.0%	0-0	0.0%	9-10	90.0%	1

Officials: Brandon Mabe, Burton Matherly, Carlos Torian

Technical fouls: Rolesville-None. Hoggard-None.

Attendance:

NCHSAA 4A Eastern Regional Final

Score by periods	1st	2nd	3rd	4th	Total
Rolesville	11	11	17	8	47
Hoggard	6	9	14	5	34

	In	Off	2nd	Fast	
Points	Paint	T/O	Chance	Break	Bench
ROLESVI	16	19	9	8	4
HOGGAR	10	10	6	6	0

Last FG - ROLESVIL 4th-03:33, HOGGARD 4th-00:17.
Largest lead - ROLESVIL by 18 4th-00:40, HOGGARD by 3 1st-02:28.
ROLESVIL led for 25:41. HOGGARD led for 04:12. Game was tied for 01:50.

Score tied - 1 time.
Lead changed - 2 times.

Official Basketball Box Score -- Game Totals -- Final Statistics
Richmond vs New Hanover
3/14/24 6:00 p.m. at Winston-Salem, N.C. - Joel Coliseum

Richmond 53 • 25-6

#	Player	*	Total		3-Ptr	Rebounds			PF	TP	A	TO	Blk	Stl	Min
			FG-FGA	FG-FGA	FT-FTA	Off	Def	Tot							
02	McNEIL Jr, Paul	*	12-25	4-10	8-8	4	8	12	0	36	1	7	2	2	31
03	DRAKE,J.V.	*	2-7	0-3	0-0	1	6	7	1	4	1	1	0	1	29
05	BARFIELD,Braylon	*	0-1	0-0	0-2	2	3	5	2	0	1	0	0	0	9
22	WALL,Jamarion	*	2-6	0-4	0-0	0	1	1	3	4	0	1	0	2	20
23	DAVIS,Keyonta	*	1-2	0-0	0-0	1	1	2	0	2	0	1	0	0	13
04	NcNAIR,David		0-1	0-1	1-2	0	0	0	0	1	0	0	0	0	7
10	HAMILTON,Jayden		2-7	0-2	1-3	2	5	7	1	5	1	0	1	0	28
15	McDONALD,Ahaiver		0-4	0-0	1-2	1	4	5	1	1	0	3	0	0	23
	Team					1	0	1							
Totals			19-53	4-20	11-17	12	28	40	8	53	4	13	3	5	160
1st - FG %: 6-16 37.5% 2nd: 5-11 45.5% 3rd: 5-15 33.3% 4th: 3-11 27.3% Game: 19-53 35.8% Deadball 3FG %: 2-8 25.0% 0-3 0.0% 1-3 33.3% 1-6 16.7% 4-20 20.0% Rebounds FT %: 1-3 33.3% 6-9 66.7% 1-2 50.0% 3-3 100.0% 11-17 64.7% 4															

New Hanover 55 • 32-0

#	Player	*	Total		3-Ptr	Rebounds			PF	TP	A	TO	Blk	Stl	Min
			FG-FGA	FG-FGA	FT-FTA	Off	Def	Tot							
02	BATTS,Zeus	*	4-10	1-3	0-0	1	6	7	2	9	2	2	0	1	32
03	ALLEN,Rodmik	*	9-21	3-7	2-2	0	1	1	0	23	3	2	1	2	32
14	WRIGHT-McGHEE,Jazir	*	0-2	0-1	0-0	0	4	4	3	0	1	0	0	1	23
15	WITHERSPOON,Kam	*	3-4	0-0	0-0	0	5	5	3	6	0	1	1	0	12
34	BILLINGS,Nolan	*	3-4	0-0	0-1	1	1	2	3	6	3	2	1	1	26
00	BROWN,Kellum		1-3	0-2	0-0	0	2	2	0	2	1	0	0	0	9
11	CRITTENDEN,Parker		3-9	2-7	1-1	1	2	3	1	9	0	2	0	3	26
	Team					0	3	3							
Totals			23-53	6-20	3-4	3	24	27	12	55	10	9	3	8	160
1st - FG %: 6-13 46.2% 2nd: 4-13 30.8% 3rd: 6-16 37.5% 4th: 7-11 63.6% Game: 23-53 43.4% Deadball 3FG %: 1-6 16.7% 2-7 28.6% 2-4 50.0% 1-3 33.3% 6-20 30.0% Rebounds FT %: 0-0 0.0% 1-1 100.0% 0-1 0.0% 2-2 100.0% 3-4 75.0% 0															

Officials: Carter Pounders, Anthony Freeman, Samantha Galloway
 Technical fouls: Richmond-None. New Hanover-None.

Attendance:

NCHSAA 4A East Regional Finals

Score by periods	1st	2nd	3rd	4th	Total
Richmond	15	16	12	10	53
New Hanover	13	11	14	17	55

	In	Off	2nd	Fast	
Points	Paint	T/O	Chance	Break	Bench
RC	20	7	6	10	7
NH	30	11	3	10	11

Last FG - RC 4th-01:30, NH 4th-01:41.
 Largest lead - RC by 10 3rd-06:41, NH by 2 4th-01:41.
 RC led for 28:05. NH led for 01:18. Game was tied for 02:34.

Score tied - 2 times.
 Lead changed - 1 time.

Official Basketball Box Score -- Game Totals -- Final Statistics
North Mecklenburg vs Lake Norman
3/14/24 8:00 p.m. at Winston-Salem, N.C. - Joel Coliseum

North Mecklenburg 65 • 29-3

##	Player		Total		3-Ptr		Rebounds		PF	TP	A	TO	Blk	Stl	Min
			FG-FGA	FG-FGA	FT-FTA	Off	Def	Tot							
00	EVANS,Isaiah	*	12-32	3-10	3-4	2	9	11	4	30	3	3	2	5	36
01	TRAYLOR,Chadlyn	*	5-11	3-6	0-0	1	4	5	2	13	4	4	1	1	35
03	MAXWELL III,Trey	*	5-10	4-8	0-0	0	6	6	1	14	1	1	0	1	35
04	PIERCE,Ashton	*	3-8	1-4	0-2	3	4	7	4	7	2	4	0	0	30
20	YOUNG,Exzavier	*	0-1	0-0	1-2	1	1	2	4	1	0	0	0	2	24
02	EVANS,Carson		0-0	0-0	0-0	1	2	3	5	0	4	0	0	1	15
10	MURRAY,Greg		0-0	0-0	0-0	0	1	1	0	0	0	1	0	1	5
Team						0	1	1							
Totals			25-62	11-28	4-8	8	28	36	20	65	14	13	3	11	180

1st - FG %: 6-13 46.2% 2nd: 4-13 30.8% 3rd: 6-15 40.0% 4th: 7-16 43.8% Game: 25-62 40.3% Deadball
 3FG %: 4-8 50.0% 2-6 33.3% 4-9 44.4% 0-3 0.0% 11-28 39.3% Rebounds
 FT %: 0-0 0.0% 1-4 25.0% 0-0 0.0% 0-0 0.0% 4-8 50.0% 3

Lake Norman 61 • 28-3

##	Player		Total		3-Ptr		Rebounds		PF	TP	A	TO	Blk	Stl	Min
			FG-FGA	FG-FGA	FT-FTA	Off	Def	Tot							
03	YATES,Josh	*	4-11	1-3	4-7	1	1	2	2	13	2	1	0	1	35
10	LYNCH,Santana	*	5-10	0-1	4-5	3	11	14	2	14	4	7	0	3	36
15	McKINNON,Tre	*	6-16	1-5	3-4	2	2	4	4	16	1	2	0	1	36
20	ARNOLD,Nick	*	1-7	0-1	2-5	2	2	4	4	4	0	1	0	3	29
44	STELHOUR,Trent	*	6-16	0-4	2-3	4	11	15	3	14	2	3	2	0	32
02	GOOGINS,Will		0-1	0-1	0-0	0	1	1	1	0	0	1	0	0	8
22	DRYDEN,Grant		0-2	0-2	0-0	0	0	0	0	0	0	0	0	0	4
Team						4	2	6							
Totals			22-63	2-17	15-24	16	30	46	16	61	9	15	2	8	180

1st - FG %: 4-13 30.8% 2nd: 2-13 15.4% 3rd: 11-19 57.9% 4th: 4-11 36.4% Game: 22-63 34.9% Deadball
 3FG %: 2-7 28.6% 0-5 0.0% 0-1 0.0% 0-2 0.0% 2-17 11.8% Rebounds
 FT %: 0-0 0.0% 7-10 70.0% 2-4 50.0% 4-8 50.0% 15-24 62.5% 6

Officials: Eddie Pendergrass, Aaron Seay, Stuart Todd
 Technical fouls: North Mecklenburg-None. Lake Norman-None.
 Attendance:
 NCHSAA 4A West Regional Final

Score by periods	1st	2nd	3rd	4th	OT	Total
North Mecklenburg	16	11	16	14	8	65
Lake Norman	10	11	24	12	4	61

	In	Off	2nd	Fast	
Points	Paint	T/O	Chance	Break	Bench
NM	22	21	6	6	0
LN	34	10	15	8	0

Last FG - NM OT-00:40, LN OT-00:51.
 Largest lead - NM by 10 3rd-04:12, LN by 4 4th-00:37.
 NM led for 23:50. LN led for 04:57. Game was tied for 07:07.

Score tied - 11 times.
 Lead changed - 9 times.



Past Men's Championship Results



SCHOOL	TITLES WON	SCHOOL	TITLES WON	SCHOOL	TITLES WON
Andrews, T.W.	2	Hobbs	2	South View	1
Apex	1	Hunter Huss	3	Southern Wayne	1
Ashe Central	1	Independence	1	Southwest Guilford	3
Asheville	2	Jones Senior	1	Spencer	1
Ashley	1	Jonesboro	1	St. Pauls	2
Atkins	1	Jordan	2	Stanley	4
Ayden	2	Jordan-Matthews	1	Stoneville	1
Ayden-Grifton	3	Kernersville	1	Thomasville	5
Bakersville	1	Kinston	11	Trenton	1
Bandys	1	Lake Norman	1	Trinity	2
Bartlett Yancey	1	Lejeune	2	Valley Springs	1
Beaufort	4	Lexington	2	Vance (Henderson)	1
Bertie	1	Lincoln Charter	1	Vance (Charlotte)	1
Bethel	1	Louisburg	1	Voyager Academy	1
Bishop McGuinness	2	Lumberton	1	Wakefield	2
Bladenboro	2	Madison-Mayodan	1	Wake Forest-Rolesville	6
Boonville	1	Maxton	1	Wallace-Rose Hill	2
Bunn	1	Mebane	1	Walnut Cove	1
Cary	2	Millbrook	1	Warren	2
Central Cabarrus	2	Mineral Springs	1	Washington	2
Chapel Hill	3	Monroe	2	Webb	1
Charlotte	4	Morehead/Tri City	7	Weddington	2
Charlotte Catholic	1	Mount Airy	5	Welcome	1
Cherryville	1	Mount Tabor	1	Wentworth	1
Clarkton	1	Myers Park	1	West Bladen	1
Clayton	1	New Hanover	14	West Brunswick	1
Colfax	1	Newport	1	West Carteret	1
Concord	1	North Duplin	1	West Charlotte	6
Conley, D. H.	2	North Edgecombe	1	West Columbus	1
Copeland	1	North Mecklenburg	2	West Edgecombe	1
Cox Mill	1	North Rowan	2	West Montgomery	1
Cramerton	2	North Surry	4	West Rowan	3
Currituck	1	North Wilkes	1	Westover	1
Cummings	6	Northern Nash	1	Whiteville	3
Dobson	2	Northside-Jacksonville	1	Wilkinson, John A.	4
Dudley	3	Northwest Forsyth	1	Williams, Walter	1
Durham	13	Northwest Guilford	1	Wilson Prep	2
East Bladen	2	Old Richmond	1	Winston-Salem	3
East Carteret	1	Olympic	1	Winston-Salem Prep	6
East Chapel Hill	1	Orange	1	Youngsville	3
East Mecklenburg	1	Page	3		
East Rutherford	1	Pantego	3		
East Surry	1	Parkland	1		
Eastern Alamance	1	Pilot Mountain	3		
Edneyville	1	Pinecrest	1		
Elm City	3	Pisgah	1		
Fairmont	1	Raleigh	5		
Farmville Central	8	R-S Central	3		
Fayetteville	2	Red Springs	1		
Fike	1	Reidsville	4		
Freedom	4	Reynolds, A. C.	1		
Garinger	1	Reynolds, R. J.	5		
Garner	1	Roanoke	2		
Goldsboro	1	Robinson, J.M.	2		
Graham	2	Rocky Mount	5		
Green Hope	1	Salisbury	1		
Grimsley/Greensboro	4	Sanford	1		
Hanes	3	Sanford, Terry	1		
Hayesville	2	Sedge Garden	1		
Henderson Collegiate	1	Shelby	2		
Hendersonville	6	South Central	1		
High Point	4	South Edgecombe	1		
Hildebran	1	South Mecklenburg	4		

TOP MULTIPLE MEN'S BASKETBALL STATE TITLES

New Hanover	14
Durham	13
Kinston	11
Morehead/Tri-City	7*
Farmville Central	7
Hendersonville	6
WF-Rolesville	6
West Charlotte	6
Winston-Salem Prep	6
Cummings	5
Mount Airy	5
Raleigh	5
R.J. Reynolds	5
Rocky Mount	5
Thomasville	5

*3 titles won by Tri-City; 4 by Morehead after facility was renamed in 1958

*3 titles won by Greensboro Senior; 1 by Grimsley after facility renamed in 1962



Past Men's Championship Results



OPEN CLASSIFICATION

1915 Winston-Salem
1916 Durham
1917 Winston-Salem
1918 Durham
1919 Winston-Salem

1920 Wilmington New Hanover
1921 Chapel Hill
1922 Greensboro
1923 Asheville
1924 Reidsville

1925 Durham
1926 Durham
1927 Durham
1928 Wilmington New Hanover
1929 Wilmington New Hanover

PLAY WENT TO CLASS A AND B IN 1930

CLASS A

1930 Durham
1931 Charlotte
1932 Charlotte
1933 Charlotte
1934 Charlotte
1935 Raleigh
1936 Raleigh
1937 High Point
1938 Durham

CLASS B

Spencer
Bakersville
Trenton
Jonesboro
Dobson
Dobson
Copeland
Pilot Mountain
Pilot Mountain

PLAY WENT TO CLASS C WAS ADDED IN 1939

CLASS A

1939 Durham
1940 Durham
1941 Durham
1942 Durham
1943 High Point
1944 Durham
1945 Greensboro
1946 Durham

CLASS B

Cary
Walnut Cove
Winston-Salem Hanes
Winston-Salem Hanes
Winston-Salem Hanes
Sedge Garden
Mineral Springs
Sedge Garden

CLASS C

Pilot Mountain
Green Hope
Stanley
Pinnacle
Old Richmond
Cramerton
Cramerton
Kernersville

PLAY WENT TO CLASS AA, A AND B IN 1947

CLASS AA

1947 Wilmington New Hanover
1948 High Point
1949 R.J. Reynolds
1950 High Point

CLASS A

Mount Airy
Hendersonville
Hendersonville
Kinston

CLASS B

Pilot Mountain
Bethel
Trinity
Camp Lejeune

CLASSIFICATION NAME CHANGED TO AAA, AA, AND A IN 1951

CLASS AAA

1951 Wilmington New Hanover
1952 Raleigh
1953 Raleigh
1954 Raleigh
1955 Asheville
1956 Wilmington New Hanover
1957 Wilmington New Hanover
1958 Wilmington New Hanover
1959 Greensboro

CLASS AA

Hanes
Hendersonville
Tri-City
Tri-City
Kinston
Kinston
Tri-City
Morehead
Sanford

CLASS A

Camp Lejeune
Welcome
Newport (forfeit)
Cary
Beaufort
Youngsville
Mebane
Valley Springs
Beaufort

PLAY WENT TO FOUR CLASSIFICATIONS IN 1960



Past Men's Championship Results



4A	3A	2A	1A
1960	Mount Airy	Hobbs	Beaufort
1961	Mount Airy	North Wilkes	Beaufort
1962	Sanford	Northwest Forsyth	Colfax
1963	Mount Airy	North Surry	North Edgecombe
1964	Kinston	Hildebran	East Surry
1965	Kinston	Ashe Central	Boonville
1966	Morehead	North Surry	Ayden
1967	Northwest Guilford	North Surry	Ayden
1968	Jordan	Northern Nash	Youngsville
1969	Orange	Whiteville	Red Springs
1970	Bertie County	West Columbus	Youngsville
1971	Pinecrest	Wake Forest-Rolesville	Louisburg
1972	Hendersonville	Wake Forest-Rolesville	South Edgecombe
1973	Madison-Mayodan	Wake Forest-Rolesville	West Edgecombe
1974	Ayden-Grifton	Elm City	Maxton
1975	West Brunswick	Elm City	John Wilkinson
1976	Graham	Clayton	Wentworth
1977	Wake Forest-Rolesville	Elm City	Pantego
1978	Washington	Wake Forest-Rolesville	John Wilkinson
1979	Washington	Wake Forest-Rolesville	John Wilkinson
1980	R-S Central	Monroe	Pantego
1981	Jordan	Bunn	Pantego
1982	Warren County	Bandys	John Wilkinson
1983	Graham	West Montgomery	Stoneville
1984	East Bladen	Hobbs	Edneyville
1985	West Carteret	Cherryville	Clarkton
1986	R-S Central	North Rowan	Currituck
1987	D. H. Conley	Salisbury	Hendersonville
1988	Bartlett Yancey	Lexington	St. Pauls
1989	North Surry	Farmville Central	North Duplin
1990	D. H. Conley	Farmville Central	Bladenboro
1991	Eastern Alamance	Ayden-Grifton	St. Pauls
1992	Morehead	Ayden-Grifton	Hendersonville
1993	Morehead	Farmville Central	Jones Senior
1994	Reidsville	Farmville Central	Bladenboro
1995	T.W. Andrews	Lexington	Jordan-Matthews
1996	Walter Williams	Southwest Guilford	Roanoke
1997	East Chapel Hill	West Rowan	Roanoke
1998	Goldsboro	Wallace-Rose Hill	Thomasville
1999	Parkland	Whiteville	Cummings
2000	Central Cabarrus	Whiteville	Thomasville
2001	T.W. Andrews	East Bladen	Cummings
2002	West Rowan	Cummings	Mount Airy
2003	West Rowan	Reidsville	Thomasville
2004	Trinity	Cummings	Hayesville
2005	Dudley	Pisgah	Thomasville
2006	Dudley	Cummings	Wallace-Rose Hill
2007	Concord	Cummings	Thomasville
2008	Kinston	West Bladen	Winston-Salem Prep
2009	Northern Guilford (vacated)	Shelby	Bishop McGuinness
2010	Rocky Mount	Kinston	Monroe
2011	Hunter Huss	East Rutherford	North Rowan
2012	Rocky Mount	Kinston	Winston-Salem Prep
2013	J.F. Webb	Kinston	Winston-Salem Prep
2014	Freedom	Kinston	Winston-Salem Prep
2015	Terry Sanford	Kinston	East Carteret
2016	J.M. Robinson	Farmville Central	Voyager Academy
2017	Cox Mill	Northside-Jacksonville	Lincoln Charter
2018	Cox Mill	Forest Hills	Winston-Salem Prep
2019	Southwest Guilford	Farmville Central	Bishop McGuinness
2020*	Freedom	Shelby	Winston-Salem Prep
	Westover	Farmville Central	Henderson Collegiate
2021	Weddington	Farmville Central	Wilson Prep
2022	West Charlotte	J.M. Robinson	Hayesville
2023	Central Cabarrus	Farmville Central	Wilson Prep

*Cancelled State Championship Games (COVID-19 Pandemic) Co-Champions declared by NCHSAA Board of Directors



Past Men's Championship Results



OPEN

YEAR	SITE	CHAMPION		RUNNER-UP	
1915	Chapel Hill (Bynum Gym)	Winston-Salem	21	Raleigh	13
1916	Chapel Hill (Bynum Gym)	Durham	21	Winston-Salem	20
1917	Chapel Hill (Bynum Gym)	Winston-Salem	37	Durham	20
1918	Chapel Hill (Bynum Gym)	Durham	15	Winston-Salem	10
1919	Chapel Hill (Bynum Gym)	Winston-Salem	49	New Hanover	30
1920	Chapel Hill (Bynum Gym)	New Hanover	31	Charlotte	27
1921	Chapel Hill (Bynum Gym)	Chapel Hill	33	Charlotte	32
1922	Chapel Hill (Bynum Gym)	Greensboro	28	Durham	20
1923	Chapel Hill (Bynum Gym)	Asheville	24	Smithfield	23
1924	Chapel Hill (Tin Can)	Reidsville	19	New Hanover	18
1925	Chapel Hill (Tin Can)	Durham	17	Guilford	15
1926	Chapel Hill (Tin Can)	Durham	19	Asheville	16
1927	Chapel Hill (Tin Can)	Durham	27	Asheville	21
1928	Chapel Hill (Tin Can)	New Hanover	27	Charlotte	21
1929	Chapel Hill (Tin Can)	New Hanover	21	Winston-Salem	7

PLAY WENT TO CLASS A AND B IN 1930

CLASS A

YEAR	SITE	CHAMPION		RUNNER-UP	
1930	Chapel Hill (Tin Can)	Durham	14	Charlotte	11
1931	Chapel Hill (Tin Can)	Charlotte	19	Raleigh	12
1932	Chapel Hill (Tin Can)	Charlotte	19	Raleigh	15
1933	Chapel Hill (Tin Can)	Charlotte	25	Durham	21
1934	Chapel Hill (Tin Can)	Charlotte	23	Durham	12
1935	Chapel Hill (Tin Can)	Raleigh	25	High Point	16
1936	Chapel Hill (Tin Can)	Raleigh	33	High Point	21
1937	Chapel Hill (Tin Can)	High Point	21	Greenville	15
1938	Chapel Hill (Tin Can)	Durham	32	Salisbury	14
1939	Chapel Hill (Woollen)	Durham	34	Charlotte	22
1940	Chapel Hill (Woollen)	Durham	55	High Point	35
1941	Chapel Hill (Woollen)	Durham	42	High Point	34
1942	Chapel Hill (Woollen)	Durham	33	Greensboro	32
1943	Chapel Hill (Woollen)	High Point	37	Durham	34
1944	Chapel Hill (Woollen)	Durham	30	High Point	27
1945	Chapel Hill (Woollen)	Greensboro	33	Durham	25
1946	Chapel Hill (Woollen)	Durham	27	Greensboro	26

CLASS B

YEAR	SITE	CHAMPION		RUNNER-UP	
1930	Salisbury	Spencer	33	Trenton	22
1931	Salisbury	Bakersville	33	Spencer	32
1932	Chapel Hill (Tin Can)	Trenton	22	Yadkinville	20
1933	Chapel Hill (Tin Can)	Jonesboro	39	Dobson	33
1934	Chapel Hill (Tin Can)	Dobson	42	Jonesboro	21
1935	Chapel Hill (Tin Can)	Dobson	27	Cary	26
1936	Chapel Hill (Tin Can)	Copeland	50	Garner	21
1937	Chapel Hill (Tin Can)	Pilot Mountain	27	West End	22
1938	Chapel Hill (Tin Can)	Pilot Mountain	30	Apex	23
1939	Chapel Hill (Woollen)	Cary	20	Mount Airy	17
1940	Chapel Hill (Woollen)	Walnut Cove	45	Cary	22
1941	Chapel Hill (Woollen)	Hanes	27	Cary	24
1942	Chapel Hill (Woollen)	Hanes	28	Cary	26
1943	Chapel Hill (Woollen)	Hanes	46	Sanford	25
1944	Sanford	Sedge Garden	39	Sanford	33
1945	Winston-Salem	Mineral Springs	41	Sanford	30
1946	Greenville	Sedge Garden	37	Greenville	36



Past Men's Championship Results



CLASS C WAS ADDED IN 1939

CLASS C

YEAR	SITE	CHAMPION		RUNNER-UP	
1939	Chapel Hill (Woollen)	Pilot Mountain	45	Conway	25
1940	Chapel Hill (Woollen)	Green Hope	27	Rock Springs	21
1941	Chapel Hill (Woollen)	Stanley	38	Green Hope	18
1942	Chapel Hill (Woollen)	Pinnacle	41	Lafayette	32
1943	Chapel Hill (Woollen)	Old Richmond		Bridgeton	
1944	St. Pauls	Cramerton	28	St. Pauls	26
1945	Cramerton	Cramerton	43	Red Oak	22
1946	Aberdeen	Kernersville	40	Southern Pines	24

PLAY WENT TO CLASS AA, A AND B IN 1947

CLASS AA

YEAR	SITE	CHAMPION		RUNNER-UP	
1947	Chapel Hill (Woollen)	New Hanover	42	Greensboro	38
1948	Duke University	High Point	44	Wilson	41
1949	Duke University	R. J. Reynolds	38	High Point	23
1950	Duke University	High Point	63	Durham	48

CLASSIFICATION NAME WAS CHANGED TO AAA IN 1951

1951	Duke University	New Hanover	65	Raleigh	50
1952	Duke University	Raleigh	51	Greensboro	49
1953	Winston-Salem	Raleigh	71	New Hanover	52
1954	Winston-Salem	Raleigh	64	New Hanover	63
1955	Wilmington New Hanover	Asheville	61	Gastonia	52
1956	Grimsley	New Hanover	55	Raleigh	50
1957	Grimsley	New Hanover	67	High Point	63
1958	Grimsley	New Hanover	63	Durham	55
1959	Grimsley	Greensboro	52	New Hanover	40

CLASS A

YEAR	SITE	CHAMPION		RUNNER-UP	
1947	Mount Airy	Mount Airy	35	Washington	34
1948	Duke University	Hendersonville	46	Kinston	44
1949	Duke University	Hendersonville	52	Kinston	38
1950	Duke University	Kinston	48	Hanes	46

CLASSIFICATION NAME WAS CHANGED TO AA IN 1951

1951	Duke University	Hanes	35	Kinston	31
1952	Duke University	Hendersonville	50	Washington	40
1953	Winston-Salem	Tri-City	64	Shelby	61
1954	Kinston	Tri-City	69	Kinston	51
1955	Sanford	Kinston	77	Clinton	68
1956	Enka	Kinston	74	Sanford	62
1957	Sanford	Tri-City	63	Clyde Erwin	50
1958	Durham	Morehead	59	Kinston	55
1959	Durham	Sanford	61	Southern	47

CLASS B

YEAR	SITE	CHAMPION		RUNNER-UP	
1947	Pilot Mountain	Pilot Mountain		West End	
1948	Duke University	Bethel	43	Stanly	39
1949	Duke University	Trinity	34	Camp Lejeune	32
1950	Duke University	Camp Lejeune	37	Matthews	25

CLASSIFICATION NAME WAS CHANGED TO A IN 1951

1951	Duke University	Camp Lejeune	62	Hasty	55
1952	Duke University	Welcome	64	Pleasant Garden	60
1953	Winston-Salem	Newport (won by forfeit)			
1954	Aberdeen	Cary	63	King	58
1955	Greensboro	Beaufort	48	Bethel	40
1956	Durham	Youngsville	71	Jonesville	65
1957	Durham	Mebane	66	Jonesville	59
1958	Southern Pines	Valley Springs	62	Zeb Vance	59
1959	Winston-Salem	Beaufort	62	St. Pauls	54

PLAY WENT TO FOUR CLASSIFICATIONS IN 1960



4A Men's Championship Results



YEAR	SITE	CHAMPION	RUNNER UP
1960	Grimsley	New Hanover 80	Raleigh 46
1961	Grimsley	New Hanover 66	Myers Park 54
1962	Grimsley	New Hanover 42	Rocky Mount 40
1963	Grimsley	Rocky Mount 52	Grimsley 50
1964	Greensboro Coliseum	Grimsley 58	R. J. Reynolds 46
1965	Greensboro Coliseum	Fayetteville 55	Durham 53
1966	Greensboro Coliseum	Fayetteville 70	Myers Park 69
1967	Chapel Hill (Carmichael)	Ashley 51	New Hanover 44
1968	Grimsley	New Hanover 61	West Charlotte 58
1969	Grimsley	Atkins 71	Asheville 70
1970	Grimsley	South Mecklenburg 59	Hoggard 58
1971	Grimsley	South Mecklenburg 86	Atkins 74
1972	Grimsley	South Mecklenburg 59	Walter Williams 57
1973	Grimsley	Reidsville 71	R. J. Reynolds 55
1974	Greensboro Coliseum	Henderson Vance 68	Seventy First 55
1975	Greensboro Coliseum	R. J. Reynolds 76	Enloe 61
1976	Greensboro Coliseum	South Mecklenburg 74	McDowell 61
1977	Greensboro Coliseum	Hunter Huss 60	Ashbrook 59
1978	Greensboro Coliseum	Rocky Mount 91	Grimsley 83
1979	Greensboro Coliseum	Page 72	Grimsley 57
1980	North Carolina A&T	Southern Wayne 61	Grimsley 58
1981	Greensboro Coliseum	Chapel Hill 57	Rocky Mount 54
1982	Greensboro Coliseum	Rocky Mount 61	Chapel Hill 58
1983	Greensboro Coliseum	Page 73	Goldsboro 55
1984	Greensboro Coliseum	Fike 64	Person 52
1985	Greensboro Coliseum	Hunter Huss 40	E. E. Smith 37
1986	Chapel Hill (Smith Center)	West Charlotte 67	Broughton 66 (OT)
1987	Chapel Hill (Smith Center)	Chapel Hill 82	North Mecklenburg 79
1988	Chapel Hill (Smith Center)	A. C. Reynolds 58	Richmond Senior 52
1989	Chapel Hill (Smith Center)	Garinger 71	Fike 63
1990	Chapel Hill (Smith Center)	Page 46	Fike 43
1991	Chapel Hill (Smith Center)	West Charlotte 61	East Wake 44
1992	Chapel Hill (Smith Center)	West Charlotte 65	Kinston 63
1993	Chapel Hill (Smith Center)	South View 53	South Mecklenburg 52
1994	Chapel Hill (Smith Center)	Freedom 87	Cary (vacated) 75
1995	Chapel Hill (Smith Center)	Cary 55	Ben L. Smith 54
1996	Chapel Hill (Smith Center)	Dudley 76	Richmond Senior 68 (OT)
1997	Chapel Hill (Smith Center)	Independence 82	Richmond Senior 80
1998	Chapel Hill (Smith Center)	Freedom 74	Pine Forest 59
1999	Chapel Hill (Smith Center)	West Charlotte 84	Laney 67
2000	Chapel Hill (Smith Center)	R.J. Reynolds 78	Seventy-First 74
2001	Chapel Hill (Smith Center)	R.J. Reynolds 94	Leesville Road 73
2002	Chapel Hill (Smith Center)	R.J. Reynolds 63	Seventy-First 58
2003	Chapel Hill (Smith Center)	Charlotte Vance 68	Lee Senior 61
2004	Raleigh (Reynolds Coliseum)	Wakefield 48	R.J. Reynolds 46
2005	Chapel Hill (Smith Center)	North Mecklenburg 68	Westover 65 (OT)
2006	Raleigh (Reynolds Coliseum)	Wakefield 45	North Mecklenburg 43
2007	Chapel Hill (Smith Center)	New Hanover 39	Charlotte Vance 35
2008	Raleigh (Reynolds Coliseum)	East Mecklenburg 72	Apex 63
2009	Chapel Hill (Smith Center)	Mount Tabor 60	Terry Sanford 55
2010	Raleigh (Reynolds Coliseum)	Lake Norman 63	Terry Sanford 49
2011	Chapel Hill (Smith Center)	West Charlotte 78	Millbrook 69
2012	Raleigh (Reynolds Coliseum)	New Hanover 67	West Charlotte 56
2013	Chapel Hill (Smith Center)	Olympic 56	Broughton 53
2014	Raleigh (Reynolds Coliseum)	Apex 62	Lake Norman 59
2015	Chapel Hill (Smith Center)	Garner 70	Ardrey Kell 64
2016	Chapel Hill (Smith Center)	Charlotte Catholic 49	Cary 46
2017	Raleigh (Reynolds Coliseum)	Southwest Guilford 73	Leesville Road 49
2018	Chapel Hill (Smith Center)	Independence 71	Heritage 60
2019	Raleigh (Reynolds Coliseum)	South Central 72	West Charlotte 46
2020	Cancelled (COVID-19)	North Mecklenburg & Lumberton (Co-Champions)	
2021	Wheatmore HS	Millbrook 67	Ardrey Kell 65 (OT)
2022	Chapel Hill (Smith Center)	Weddington 76	Panther Creek 58
2023	Chapel Hill (Smith Center)	Myers Park 74	Richmond 60



3A Men's Championship Results



YEAR	SITE	CHAMPION	RUNNER UP
1960	Durham	Mount Airy 64	Kinston 41
1961	Enka	Mount Airy 57	Kinston 54
1962	Kinston	Sanford 61	Mount Airy 57
1963	Durham High	Mount Airy 70	East Forsyth 68
1964	Durham High	Kinston 61	North Forsyth 56
1965	Durham High	Kinston 83	New Bern 66
1966	Durham High	Morehead 82	Hoke 79
1967	Durham High	Northwest Guilford 75	Jordan 65
1968	Durham High	Jordan 91	Scotland 41
1969	Durham High	Orange 75	Madison-Mayodan 74
1970	Durham High	Bertie 53	Pinecrest 52
1971	Durham High	Pinecrest 83	North Lenoir 53
1972	Durham High	Hendersonville 74	Pinecrest 63
1973	Durham High	Madison-Mayodan 48	Hendersonville 44
1974	Durham High	Ayden-Grifton 61	West Brunswick 57
1975	Durham High	West Brunswick 53	Washington 51
1976	Durham High	Graham 65	Washington 63 (OT)
1977	Durham High	Wake Forest-Rolesville 48	North Pitt 42
1978	Durham High	Washington 75	Cummings 54
1979	Chapel Hill (Carmichael)	Washington 82	Rockingham 67
1980	Durham High	R-S Central 71	West Craven 63
1981	Greensboro Coliseum	Jordan 73	R-S Central 66
1982	Greensboro Coliseum	Warren County 62	Charles D. Owen 59
1983	Greensboro Coliseum	Graham 67	A. L. Brown 61
1984	Greensboro Coliseum	East Bladen 63	West Caldwell 54
1985	Greensboro Coliseum	West Carteret 66	Statesville 59
1986	Chapel Hill (Smith Center)	R-S Central 70	West Craven 68
1987	Chapel Hill (Smith Center)	D. H. Conley 64	North Gaston 55
1988	Chapel Hill (Smith Center)	Bartlett Yancey 84	North Surry 68
1989	Chapel Hill (Smith Center)	North Surry 81	Southern Alamance 66
1990	Chapel Hill (Smith Center)	D. H. Conley 75	Kings Mountain 54
1991	Chapel Hill (Smith Center)	Eastern Alamance 69	T. C. Roberson 66
1992	Chapel Hill (Smith Center)	Morehead 72	West Henderson 66
1993	Chapel Hill (Smith Center)	Morehead 89	Lincolnton 65
1994	Chapel Hill (Smith Center)	Reidsville 80	Parkland 79
1995	Chapel Hill (Smith Center)	T.W.Andrews 71	Wake Forest-Rolesville 51
1996	Chapel Hill (Smith Center)	Walter Williams 78	Hickory 58
1997	Chapel Hill (Smith Center)	East Chapel Hill 60	Hickory 59
1998	Chapel Hill (Smith Center)	Goldsboro 77	T.C. Roberson 72
1999	Chapel Hill (Smith Center)	Parkland 101	West Rowan 83
2000	Chapel Hill (Smith Center)	Central Cabarrus 56	Dudley 52 (OT)
2001	Chapel Hill (Smith Center)	T.W. Andrews 63	Kinston 60
2002	Chapel Hill (Smith Center)	West Rowan 80	Parkland 68
2003	Raleigh (Reynolds Coliseum)	West Rowan 72	Goldsboro 57
2004	Chapel Hill (Smith Center)	Trinity 73	Dudley 64
2005	Raleigh (Reynolds Coliseum)	Dudley 58	Crest 57
2006	Chapel Hill (Smith Center)	Dudley 79	Concord 75
2007	Raleigh (Reynolds Coliseum)	Concord 85	Kinston 79
2008	Chapel Hill (Smith Center)	Kinston 60	Trinity 58
2009	Raleigh (Reynolds Coliseum)	Northern Guilford (vacated) 66	Forestview 54
2010	Chapel Hill (Smith Center)	Rocky Mount 84	Concord 79
2011	Raleigh (Reynolds Coliseum)	Hunter Huss 63	South Central 62
2012	Chapel Hill (Smith Center)	Rocky Mount 78	Hickory 64
2013	Raleigh (Reynolds Coliseum)	J.F. Webb 73	Statesville 70 (OT)
2014	Chapel Hill (Smith Center)	Freedom 59	Hunt 57
2015	Chapel Hill (Carmichael Arena)	Terry Sanford 67	Ashbrook 60
2016	Chapel Hill (Carmichael Arena)	J.M. Robinson 59	Terry Sanford 55
2017	Chapel Hill (Smith Center)	Cox Mill 70	Eastern Guilford 66
2018	Raleigh (Reynolds Coliseum)	Cox Mill 65	Northside-Jacksonville 63
2019	Chapel Hill (Smith Center)	Southwest Guilford 67	Walter M. Williams 60
2020	Cancelled (COVID-19)	Freedom & Westover (Co-Champions)	
2021	Providence Grove HS	Weddington 56	Northwood 47
2022	Raleigh (Reynolds Coliseum)	West Charlotte 83	Seventy-First 75
2023	Raliegh (Reynolds Coliseum)	Central Cabarrus 65	Northwood 51



2A Men's Championship Results



YEAR	SITE	CHAMPION	RUNNER UP
1960	Winston-Salem	Hobbs	North Wilkes
1961	Winston-Salem	North Wilkes	Southern Alamance
1962	Winston-Salem	Northwest Forsyth	East Montgomery
1963	Winston-Salem (Reynolds)	North Surry	Stedman
1964	Winston-Salem (Reynolds)	Hildebran	Forest Hills
1965	Winston-Salem (Reynolds)	Ashe Central	Anson
1966	Winston-Salem (Reynolds)	North Surry	Northwest Guilford
1967	Winston-Salem (Reynolds)	North Surry	Erwin
1968	Winston-Salem (Reynolds)	Northern Nash	Fairmont
1969	Winston-Salem (Reynolds)	Whiteville	Hendersonville
1970	Winston-Salem (Reynolds)	West Columbus	Northern Nash
1971	Winston-Salem (Reynolds)	Wake Forest-Rolesville	Whiteville
1972	Winston-Salem (Reynolds)	Wake Forest-Rolesville	Bessemer City
1973	Winston-Salem (Reynolds)	Wake Forest-Rolesville	Tabor City
1974	Winston-Salem (Reynolds)	Elm City	Fairmont
1975	Winston-Salem (Reynolds)	Elm City	Hallsboro
1976	Winston-Salem (Reynolds)	Clayton	Elm City
1977	Winston-Salem (Reynolds)	Elm City	Northampton
1978	Winston-Salem (Reynolds)	Wake Forest-Rolesville	Ledford
1979	Winston-Salem (Reynolds)	Wake Forest-Rolesville	Bandys
1980	Winston-Salem (Reynolds)	Monroe	Louisburg
1981	Greensboro Coliseum	Bunn	Bandys
1982	Greensboro Coliseum	Bandys	Union
1983	Greensboro Coliseum	West Montgomery	Fairmont
1984	Greensboro Coliseum	Hobbs	West Davidson
1985	Greensboro Coliseum	Cherryville	Whiteville
1986	Chapel Hill (Smith Center)	North Rowan	Ayden-Grifton
1987	Chapel Hill (Smith Center)	Salisbury	Farmville Central
1988	Chapel Hill (Smith Center)	Lexington	Pender County
1989	Chapel Hill (Smith Center)	Farmville Central	Bunker Hill
1990	Chapel Hill (Smith Center)	Farmville Central	Monroe
1991	Chapel Hill (Smith Center)	Ayden-Grifton	Bessemer City
1992	Chapel Hill (Smith Center)	Ayden-Grifton	Ledford
1993	Chapel Hill (Smith Center)	Farmville Central	Monroe
1994	Chapel Hill (Smith Center)	Fairmont	West Caldwell
1995	Chapel Hill (Smith Center)	Lexington	Whiteville
1996	Chapel Hill (Smith Center)	Southwest Guilford	Thomasville
1997	Chapel Hill (Smith Center)	West Rowan	Wallace-Rose Hill
1998	Chapel Hill (Smith Center)	Wallace-Rose Hill	North Stanly
1999	Chapel Hill (Smith Center)	Whiteville	West Caldwell
2000	Chapel Hill (Smith Center)	Whiteville	Northwood
2001	Chapel Hill (Smith Center)	East Bladen	Lexington
2002	Chapel Hill (Smith Center)	Cummings	North Pitt
2003	Chapel Hill (Smith Center)	Reidsville	West Columbus
2004	Raleigh (Reynolds Coliseum)	Cummings	East Bladen
2005	Chapel Hill (Smith Center)	Pisgah	Warren County
2006	Raleigh (Reynolds Coliseum)	Cummings	Shelby
2007	Chapel Hill (Smith Center)	Cummings	Starmount
2008	Raleigh (Reynolds Coliseum)	West Bladen	Pisgah
2009	Chapel Hill (Smith Center)	Shelby	Northwood
2010	Raleigh (Reynolds Coliseum)	Kinston	West Caldwell
2011	Chapel Hill (Smith Center)	East Rutherford	Northwood
2012	Raleigh (Reynolds Coliseum)	Kinston	Cuthbertson
2013	Chapel Hill (Smith Center)	Kinston	Cuthbertson
2014	Raleigh (Reynolds Coliseum)	Kinston	North Rowan
2015	Chapel Hill (Smith Center)	Kinston	East Lincoln
2016	Chapel Hill (Smith Center)	Farmville Central	East Lincoln
2017	Raleigh (Reynolds Coliseum)	Northside-Jacksonville	North Surry
2018	Chapel Hill (Smith Center)	Forest Hills	Greene Central
2019	Raleigh (Reynolds Coliseum)	Farmville Central	Forest Hills
2020	Cancelled (COVID-19)	Shelby & Farmville Central (Co-Champions)	
2021	Wheatmore HS	Farmville Central	Hendersonville
2022	Chapel Hill (Smith Center)	J.M. Robinson	Farmville Central
2023	Chapel Hill (Smith Center)	Farmville Central	Reidsville

(OT)



1A Men's Championship Results



YEAR	SITE	CHAMPION	RUNNER UP
1960	High Point	Beaufort 63	Red Oak 42
1961	Durham	Beaufort 65	Boonville 59
1962	Durham	Colfax 53	Warrenton 47
1963	Durham	North Edgecombe 51	East Duplin 44
1964	Durham	East Surry 81	Pinehurst 72
1965	Durham	Boonville 67	Red Oak 57
1966	Durham	Ayden 66	Red Oak 38
1967	Durham	Ayden 53	Pinehurst 47
1968	Durham	Youngsville 88	Boone Trail 49
1969	Raleigh Broughton	Red Springs 64	Stoneville 61
1970	Raleigh Broughton	Youngsville 82	St. Pauls 63
1971	Raleigh Broughton	Louisburg 81	Union 63
1972	Raleigh Broughton	South Edgecombe 54	Waccamaw 51
1973	Raleigh Broughton	West Edgecombe 50	Orrum 46
1974	Garner High	Maxton 74	Rosewood 70
1975	Garner High	John A. Wilkinson 75	Wentworth 74
1976	Garner High	Wentworth 84	Clarkton 79
1977	Garner High	Pantego 75	Clarkton 65
1978	Garner High	John A. Wilkinson 77	Clarkton 74
1979	Garner High	John A. Wilkinson 84	Clarkton 76
1980	Garner High	Pantego 76	South Park 56
1981	Greensboro Coliseum	Pantego 72	Tryon 54
1982	Greensboro Coliseum	John A. Wilkinson 52	Tryon 40
1983	Greensboro Coliseum	Stoneville 68	Cullowhee 61
1984	Greensboro Coliseum	Edneyville 75	Cape Hatteras 50
1985	Greensboro Coliseum	Clarkton 57	Edneyville 47
1986	Chapel Hill (Smith Center)	Currituck 70	Orrum 53
1987	Chapel Hill (Smith Center)	Hendersonville 80	North Duplin 73
1988	Chapel Hill (Smith Center)	St. Pauls 80	Rosman 62
1989	Chapel Hill (Smith Center)	North Duplin 68	East Montgomery 61
1990	Chapel Hill (Smith Center)	Bladenboro 70	Hendersonville 64
1991	Chapel Hill (Smith Center)	St. Pauls 81	Cherokee 69
1992	Chapel Hill (Smith Center)	Hendersonville 55	Bladenboro 44
1993	Chapel Hill (Smith Center)	Jones Senior 83	Polk County 77
1994	Chapel Hill (Smith Center)	Bladenboro 59	Williamston 51
1995	Chapel Hill (Smith Center)	Jordan-Matthews 59	Williamston 50
1996	Chapel Hill (Smith Center)	Roanoke 83	Jordan-Matthews 70
1997	Chapel Hill (Smith Center)	Roanoke 85	Hayesville 58
1998	Chapel Hill (Smith Center)	Thomasville 72	Bunn 69
1999	Chapel Hill (Smith Center)	Cummings 70	Bunn 67
2000	Chapel Hill (Smith Center)	Thomasville 66	Midway 61
2001	Chapel Hill (Smith Center)	Cummings 82	Northside 73
2002	Chapel Hill (Smith Center)	Mount Airy 63	Plymouth 58
2003	Raleigh (Reynolds Coliseum)	Thomasville 75	Perquimans 62
2004	Chapel Hill (Smith Center)	Hayesville 70	Weldon 56
2005	Raleigh (Reynolds Coliseum)	Thomasville 85	North Johnston 58
2006	Chapel Hill (Smith Center)	Wallace-Rose Hill 78	North Stokes 58
2007	Raleigh (Reynolds Coliseum)	Thomasville 86	North Edgecombe 76
2008	Chapel Hill (Smith Center)	Winston-Salem Prep 73	Pamlico 42
2009	Raleigh (Reynolds Coliseum)	Bishop McGuinness 72	Weldon 56
2010	Chapel Hill (Smith Center)	Monroe 62	Goldsboro 46
2011	Raleigh (Reynolds Coliseum)	North Rowan 64	Pender 57
2012	Chapel Hill (Smith Center)	Winston-Salem Prep 61	Plymouth 49
2013	Raleigh (Reynolds Coliseum)	Winston-Salem Prep 53	Rocky Mount Prep 41
2014	Chapel Hill (Smith Center)	Winston-Salem Prep 72	East Carteret 71
2015	Chapel Hill (Carmichael Arena)	East Carteret 67	Winston-Salem Prep 64
2016	Chapel Hill (Carmichael Arena)	Voyager Academy 69	Winston-Salem Prep 56
2017	Chapel Hill (Smith Center)	Lincoln Charter 97	Kestrel Heights 75
2018	Raleigh (Reynolds Coliseum)	Winston-Salem Prep 70	Pamlico 46
2019	Chapel Hill (Smith Center)	Bishop McGuinness 55	Henderson Collegiate 54
2020	Cancelled (COVID-19)	Winston-Salem Prep & Henderson Collegiate (Co-Champions)	
2021	Providence Grove HS	Wilson Prep 65	Lincoln Charter 58
2022	Raleigh (Reynolds Coliseum)	Hayesville 54	Chatham Charter 43
2023	Raleigh (Reynolds Coliseum)	Wilson Prep 84	Eastern Randolph 73

(OT)



4A Men's Championship Coach & Conference



YEAR	SCHOOL	RECORD	HEAD COACH	CONFERENCE	MVP
1960	Wilmington New Hanover	22-2	Leon Brogden	Eastern	Terry Ronner, New Hanover
1961	Wilmington New Hanover	18-2	Leon Brogden	Eastern	
1962	Wilmington New Hanover	20-4	Leon Brogden	Eastern	
1963	Rocky Mount	18-7	Bill Lundy	Eastern	Tom Parrish, Rocky Mount
1964	Grimsley		Bob Jamieson		
1965	Fayetteville		Len Maness		
1966	Fayetteville		Len Maness		
1967	Ashley	24-2	Larry Rhodes	Southwestern	Bobby Parks, Ashley
1968	Wilmington New Hanover		Toddy Fennell		
1969	Atkins	24-0	Robert Moore	Central Division 5	
1970	South Mecklenburg	26-2	Dave Price	Central Division 6	Bobby Jones, South Meck
1971	South Mecklenburg	26-1	Dave Price	SW Division 6	Walter Davis, South Meck
1972	South Mecklenburg	26-0	Dave Price	SW Division 7	Walter Davis, South Meck
1973	Reidsville	25-0	Hoy Isaacs	Central Division 5	
1974	Henderson Vance	26-0	Joe Stepusin	Division 6	
1975	R.J. Reynolds	18-6	Rich Habegger	Division 5	James Cunningham, R.J. Reynolds
1976	South Mecklenburg	23-6	Dave Price	Division 9	Jerome Mobley, South Meck
1977	Hunter Huss	24-6	Green Burge	Division 10	Scott Harper, Hunter Huss
1978	Rocky Mount		Reggie Henderson	Division 1	Buck Williams, Rocky Mount
1979	Page	24-5	Mac Morris	Division 8	David Dupont, Page
1980	Southern Wayne	27-2	Marshal Hamilton	Division 2	
1981	Chapel Hill	27-2	Ken Miller	Division 6	John Davis, Chapel Hill
1982	Rocky Mount	28-2	Reggie Henderson	Big East	George McClain, Rocky Mount
1983	Page	26-0	Mac Morris	Central Piedmont	Haywood Jeffires, Page
1984	Fike	24-5	Harvey Reid	Big East	John McNeil, Fike
1985	Hunter Huss	20-9	G.C. Harrill	Western	Dirk Floyd, Hunter Huss
1986	West Charlotte	29-0	Charles McCullough	Tri-County	Gary Mattison, Broughton
1987	Chapel Hill	29-1	Ken Miller	Pac Six	Henrik Rodl, Chapel Hill
1988	A.C. Reynolds	27-2	Jim Sziksai	Mountain Athletic	Scott Hill, A.C.Reynolds
1989	Garinger	26-4	Bruce Kreutzer	Southwestern	Maurio Hanson, Garinger
1990	Page	31-0	Mac Morris	Metro	Marc Lewis, Page
1991	West Charlotte	24-3	Charles McCullough	Tri-County	Jeff McInnis, West Charlotte
1992	West Charlotte	25-5	Charles McCullough	Tri-County	Antonio Bell, West Charlotte
1993	South View	31-1	Ron Miller	Mid-South	Daymond Forney, South Meck.
1994	Freedom	28-2	Terry Rogers	Northwestern	Danny Johnson, Freedom
1995	Cary	27-3	Bill Boyette	Tri-Six	Scotty Hall, Cary
1996	Dudley	29-2	David Price	Metro	Braxton Williams, Dudley
1997	Independence	28-3	Tony Huggins	Southwestern	Jobey Thomas, Independence
1998	Freedom	30-1	Terry Rogers	Northwestern	Casey Rogers, Freedom
1999	West Charlotte	30-2	Gosnell White	Southwestern	Jason Parker, West Charlotte
2000	R.J. Reynolds	27-2	Howard West	Central Piedmont	Michael Joiner, Seventy-First
2001	R.J. Reynolds	28-3	Howard West	Central Piedmont	Derrele Mitchell, R.J. Reynolds
2002	R.J. Reynolds	26-6	Howard West	Central Piedmont	Reyshawn Terry, R.J. Reynolds
2003	Vance	27-4	Kurt Wessler	ME-CA Eight	Loren Wray, Vance
2004	Wakefield	26-3	Tom Kinkelaar	Cap Six	Sam Carlisle, Wakefield
2005	North Mecklenburg	31-1	Duane Lewis	ME-CA Eight	Jamie Skeen, North Mecklenburg
2006	Wakefield	27-4	Rob Partin	Cap Seven	Darius Johnson-Odom, Wakefield
2007	New Hanover	29-4	Linc Lyles	Mideastern	Ty Walker, New Hanover
2008	East Mecklenburg	25-8	Jason Grube	Southwestern	Titus Robinson, East Mecklenburg
2009	Mount Tabor	31-1	Andy Muse	Central Piedmont	C.J. Harris, Mount Tabor
2010	Lake Norman	26-3	Brandon Jolly	I-Meck	Paul Larsen, Lake Norman
2011	West Charlotte	28-2	Baronton Terry	I-Meck	Kennedy Meeks, West Charlotte
2012	New Hanover	30-1	Kirk Angel	Mideastern	Kadeem Allen, New Hanover
2013	Olympic	30-0	Ty Baumgardner	MEGA 7	Deriece Parks, Olympic
2014	Apex	23-7	David Neal	Southwest Wake	Ian Boyd, Apex
2015	Garner	28-1	Eddie Gray	Greater Neuse River	Julius Barnes, Garner
2016	Charlotte Catholic	32-1	Mike King	So. Meck 8	Josh Brodowicz, Charlotte Catholic
2017	Southwest Guilford	28-3	Guy Shavers	Piedmont Triad	Kam Langley, SW Guilford
2018	Independence	31-1	Preston Davis	Southwestern	Jamarius Burton, Independence
2019	South Central	30-1	Chris Cherry	Eastern Carolina	Day'Ron Sharpe, South Central
2020*	North Mecklenburg	30-1	Duane Lewis	I-Meck	No Game
	Lumberton	26-5	Bryant Edwards	Sandhills	No Game
2021	Millbrook	19-0	Christopher Davis	Cap Six	Eric Van der Heijden, Millbrook
2022	Weddington	31-0	Gary Ellington	Southern Carolina	Chase Lowe, Weddington
2023	Myers Park	28-4	Scott Taylor	So Meck 7	Bishop Boswell, Myers Park

*Cancelled State Championship Games (COVID-19 Pandemic) Co-Champions declared by NCHSAA Board of Directors



3A Men's Championship Coach & Conference



YEAR	SCHOOL	RECORD	HEAD COACH	CONFERENCE	MVP
1960	Mount Airy	25-0	Sam Moir	District 5	Mike Cooke, Mount Airy
1961	Mount Airy	25-0	Charles Moir	District 5	Tom White, Mount Airy
1962	Sanford	25-0	Don Packard		
1963	Mount Airy	23-3	Charles Moir	District 5	Jerry Freeman, Mount Airy
1964	Kinston		Paul Jones		
1965	Kinston		Paul Jones		
1966	Morehead		Hugh Citty		
1967	Northwest Guilford	27-1	Roger Nelson		
1968	Jordan	26-0	Doug Kistler		
1969	Orange		Ken Mauer	District 3	
1970	Bertie County		Jerry Smith	Northeastern	
1971	Pinecrest		Roger Paschal	Southern	
1972	Hendersonville		Jim Pardue	Ivy	
1973	Madison-Mayodan		Leroy Myers	Northwest	Jerry Moore, Madison-Mayodan
1974	Ayden-Grifton		Bob Murphrey	Eastern Carolina	
1975	West Brunswick			Three Rivers	
1976	Graham	26-0	Mac Bowman	Mid State East	Chip Pinnix, Graham
1977	Wake Forest-Rolesville	23-3	Larry Lindsey	Triangle	
1978	Washington	27-1	Dave Smith	Northeastern	Dominique Wilkins, Washington
1979	Washington	29-0	Dave Smith	Northeastern	Dominique Wilkins, Washington
1980	R-S Central	32-0	Stacy Lail	Southwestern	Vincent Hamilton, R-S Central
1981	Jordan	24-5	John Avery	Triangle	David Shaffer, Jordan
1982	Warren County	25-7	James Howell	Roanoke River	David Henderson, Warren County
1983	Graham	21-9	Tommy Cole	Mid State	Kareem Neal, Graham
1984	East Bladen	22-6	Sam Boger	Three Rivers	Leon Cromartie, E Bladen
1985	West Carteret	25-5	Billy Widgeon	Coastal	Sammy Gibson, West Carteret
1986	R-S Central	29-1	Stacy Lail	Southwestern	Blease Young, R-S Central
1987	D.H. Conley	22-8	Walter Claybrook	Coastal	Troy Ebron, D.H. Conley
1988	Bartlett Yancey	31-1	Lindsey Page	Mid State	Louis Williamson, BY
1989	North Surry	26-6	Ron King	Foothills	Jimmy George, N Surry
1990	D.H. Conley	26-1	Cobby Deans	Coastal	Bershaun Thompson, Conley
1991	Eastern Alamance	24-6	Tal Jobe	Mid State	Tyrone Satterfield, E Alamance
1992	Morehead	29-3	John Harder	Triad	Richard Loftis, W Henderson
1993	Morehead	30-1	John Harder	Triad	Charles Briggs, Lincolnton
1994	Reidsville	30-0	Ron Parsons	Triad	Clint Harrison, Reidsville
1995	T. W. Andrews	23-6	Robert Clemons Jr.	North Piedmont	David Wall, T.W.Andrews
1996	Walter Williams	27-2	Tommy Cole	Mid-Piedmont	Alex Spaulding, Williams
1997	East Chapel Hill	24-5	Ray Hartsfield	Crescent	Brian FitzGerald, East Chapel Hill
1998	Goldsboro	24-8	Charles Stevens	Coastal	Shawn Alexander, T.C. Roberson
1999	Parkland	29-1	Mike Pennington	Piedmont Triad	Danny Gathings, Parkland
2000	Central Cabarrus	24-6	Scott Brewer	South Piedmont	Mickey Mickens, Central Cabarrus
2001	T.W. Andrews	26-6	Frank Hairston	Tri-County	Will Price, T.W. Andrews
2002	West Rowan	30-0	Mike Gurley	North Piedmont	Donte Minter, West Rowan
2003	West Rowan	31-0	Mike Gurley	North Piedmont	Junior Hairston, West Rowan
2004	Trinity	29-1	Tim Kelly	Tri-County	John McEachin, Trinity
2005	Dudley	29-3	David Price	Piedmont Triad	Kevin Swinton, Dudley
2006	Dudley	27-4	David Price	Triad	William Graves, Dudley
2007	Concord	27-4	Andy Poplin	South Piedmont	Dee Bost, Concord
2008	Kinston	28-4	Wells Gullledge	Eastern Carolina	Donovan Ingram, Kinston
2009	Northern Guilford (vacated)	30-3	Stan Kowalewski	Triad	Chris McCain, Northern Guilford
2010	Rocky Mount	24-3	Michael Gainey	Big East	Tashawn Mabry, Rocky Mount
2011	Hunter Huss	29-2	Ron Bray	Big South	Kerrian Moore, Hunter Huss
2012	Rocky Mount	27-3	Michael Gainey	Big East	Dante Battle, Rocky Mount
2013	J.F. Webb	27-5	Leo Brunelli	Carolina Six	Isaiah Hicks, Webb
2014	Freedom	31-1	Casey Rogers	Northwestern	Chris Bridges, Freedom
2015	Terry Sanford	27-3	Bill Boyette	Cape Fear Valley	Mark Gilbert, Terry Sanford
2016	Jay M. Robinson	29-3	Lavar Batts, Sr.	South Piedmont	Daniel Spencer, J.M. Robinson
2017	Cox Mill	27-6	Jody Barbee	South Piedmont	Wendell Moore Jr., Cox Mill
2018	Cox Mill	29-3	Jody Barbee	South Piedmont	Wendell Moore Jr., Cox Mill
2019	Southwest Guilford	32-0	Guy Shavers	Piedmont Triad	Keyshaun Langle, SW Guilford
2020	Freedom	29-1	Clint Zimmerman	Northwestern 3A/4A	No Game
	Westover	30-0	George Stackhouse	Patriot 3A/4A	No Game
2021	Weddington	18-0	Gary Ellington	Southern Carolina	Chase Lowe, Weddington
2022	West Charlotte	22-9	Jacoby Davis	Queen City 3A/4A	Landon King, West Charlotte
2023	Central Cabarrus	32-0	Jim Baker	South Piedmont	Desmond Kent Jr., Central Cabarrus

*Cancelled State Championship Games (COVID-19 Pandemic) Co-Champions declared by NCHSAA Board of Directors



2A Men's Championship Coach & Conference

YEAR	SCHOOL	RECORD	HEAD COACH	CONFERENCE	MVP
1960	Hobpton	20-8	Archie Brigman		Glenn Lindsay, Hobpton
1961	North Wilkes	27-2	Joe Linney		Kelly Taylor, North Wilkes
1962	Northwest Forsyth	24-4	Carl Wyatt	District 7	
1963	North Surry	21-7	Bill Atkins	District 5	
1964	Hildebran		Melvin Ruggles		
1965	Ashe Central	25-1	Wade Rose	District 7	
1966	North Surry		Bill Atkins		
1967	North Surry		Bill Atkins		
1968	Northern Nash		Bill Ennis		
1969	Whiteville	27-1	Harvey Russ	Waccamaw	Reggie Royals, Whiteville?
1970	West Columbus	25-3	Hubert McClenney	Waccamaw	
1971	Wake Forest-Rolesville		Larry Lindsey	Capital Area	
1972	Wake Forest-Rolesville	24-5	Larry Lindsey	Capital Area	
1973	Wake Forest-Rolesville		Larry Lindsey	Capital Area	
1974	Elm City	27-2	Harvey Reid	Eastern Plains	
1975	Elm City	28-1	Harvey Reid	Eastern Plains	
1976	Clayton		Jeff Adams	Capital Area	
1977	Elm City	29-4	Harvey Reid	Eastern Plains	
1978	Wake Forest-Rolesville	23-3	Larry Lindsey	Capital Area	
1979	Wake Forest-Rolesville	29-3	Larry Lindsey	Capital Area	
1980	Monroe	25-2	Luke Collins	Rocky River	
1981	Bunn	28-2	Lin Green	Tar River	James Cooke, Bunn
1982	Bandys	30-1	Bill Bost	Southern District 7	Vernon Odom, Bandys
1983	West Montgomery	30-0	Buzz Dunlap	Central Tar Heel	Burrell Christian, W.Montgomery
1984	Hobpton	20-8	Kenny Bass	East Central	David Chestnut, Hobpton
1985	Cherryville	28-1	David Watkins	Southern District 7	Terry Whisnant, Cherryville
1986	North Rowan	29-2	Bob Hundley	Central Carolina	Ralph Kitley, North Rowan
1987	Salisbury	30-2	Sam Gealy	Central Carolina	Fred Campbell, Salisbury
1988	Lexington	26-6	James Daye	Central Carolina	Robert Watson, Lexington
1989	Farmville Central	26-4	Mike Terrell	Eastern Plains	Jarvis Lang, Farmville Central
1990	Farmville Central	29-1	Mike Terrell	Eastern Plains	John Tyson, Farmville Central
1991	Ayden-Grifton	25-4	Bob Murphrey	Eastern Plains	Kincy Wallace, Ayden-Grifton
1992	Ayden-Grifton	28-2	Bob Murphrey	Eastern Plains	Carl Artis, Ayden-Grifton
1993	Farmville Central	25-5	Mike Terrell	Eastern Plains	Virgal Smith, Farmville Central
1994	Fairmont	30-2	Michael Baker	Three Rivers	Wesley Hinson, Fairmont
1995	Lexington	22-9	Mike Gurley	Central Carolina	Bernard McIntosh, Lexington
1996	Southwest Guilford	30-2	Robert Kent	Mid-State	Rod Boger, Southwest Guilford
1997	West Rowan	24-6	Bobby Shipwash	Yadkin Valley	Scooter Sherrill, West Rowan
1998	Wallace-Rose Hill	31-0	Steve Robinson	East Central	Jamar Fillyaw, Wallace-Rose Hill
1999	Whiteville	27-3	Glenn McKoy	Waccamaw	Chris Wilcox, Whiteville
2000	Whiteville	23-6	Glenn McKoy	Waccamaw	David Stephens, Northwood
2001	East Bladen	25-3	Alvin Thompson	Waccamaw	Sakrid Dent, Aking Elting, E. Bladen
2002	Cummings	24-4	George Robinson	North State	T.J. Gwynn, Cummings
2003	Reidsville	23-4	Ron Parson	North State	Jerome Simpson, Reidsville
2004	Cummings	27-2	George Robinson	North State	T.J. Gwynn, Cummings
2005	Pisgah	29-0	Jimmy Cleaveland	Mountain Athletic	Jake Robinson, Pisgah
2006	Cummings	29-1	George Robinson	Mid-State	Dwight Jones, Cummings
2007	Cummings	30-2	George Robinson	Mid-State	Dwight Jones, Cummings
2008	West Bladen	30-2	Ken Cross	Southeastern	Matt McCall, West Bladen
2009	Shelby	29-2	Aubrey Hollifield	Southwestern	Eric Mayo, Shelby
2010	Kinston	28-4	Wells Gulledge	Eastern Plains	Reggie Bullock, Kinston
2011	East Rutherford	27-1	Brad LeVine	South Mountain Athletic	Devince Boykins, East Rutherford
2012	Kinston	27-4	Wells Gulledge	Eastern Plains	Angelo Keyes, Kinston
2013	Kinston	28-2	Perry Tyndall	Eastern Plains	Denzel Keyes, Kinston
2014	Kinston	26-4	Perry Tyndall	Eastern Carolina	Brandon Ingram, Kinston
2015	Kinston	26-4	Perry Tyndall	Eastern Carolina	Brandon Ingram, Kinston
2016	Farmville Central	29-0	Larry Williford	Eastern Plains	Tyler Maye, Farmville Central
2017	Northside-Jacksonville	30-0	Tony Marshburn	East Central	Zach Hobbs, Northside-Jax
2018	Forest Hills	30-2	Matt Sides	Rocky River	Jai Rorie, Forest Hills
2019	Farmville Central	32-0	Larry Williford	Eastern Plains	Justin Wright, Farmville Central
2020	Shelby	26-3	Aubrey Hollifield	Southwestern	No Game
	Farmville Central	29-2	Larry Williford	Eastern Plains	No Game
2021	Farmville Central	15-0	Larry Williford	Eastern Plains	Terquavion Smith, Farmville Central
2022	J.M. Robinson	28-3	Lavar Batts, Sr.	Yadkin Valley 1A/2A	Daevin Hobbs, Robinson
2023	Farmville Central	30-1	Larry Williford	Eastern Plains	J.D. Daniels, Farmville Central

*Cancelled State Championship Games (COVID-19 Pandemic) Co-Champions declared by NCHSAA Board of Directors



1A Men's Championship Coach & Conference



YEAR	SCHOOL	RECORD	HEAD COACH	CONFERENCE	MVP
1960	Beaufort	24-0	Thomas McQuaid	District 2	Butch Hassell, Beaufort
1961	Beaufort	25-0	Thomas McQuaid	District 2	Pud Hassell, Beaufort
1962	Colfax	32-3	Roger Nelson	District 5	Larry Morgan, Colfax
1963	North Edgemcombe	30-1	James Fulghum		
1964	East Surry				
1965	Boonville				
1966	Ayden	28-0	Stuart Tripp	Pitt County	
1967	Ayden	28-0	Stuart Tripp	Pitt County	
1968	Youngsville	32-1	Larry Lindsey	Franklin Area	
1969	Red Springs	26-0	Bill Templeton	Cape Fear	C.G.Arrington, Red Springs
1970	Youngsville		Larry Lindsey	Franklin Area	
1971	Louisburg		Tommy Twitty	Franklin Area	
1972	South Edgemcombe				
1973	West Edgemcombe				
1974	Maxton		Leroy Vaughn	Cape Fear	Lenwood Graham, Maxton
1975	John Wilkinson	27-2	Doug Barnes	Beaufort-Hyde-Martin	
1976	Wentworth		Grady Stafford	North Central	
1977	Pantego		Al Baker	Beaufort-Hyde-Martin	
1978	John Wilkinson	26-1	Doug Barnes	Beaufort-Hyde-Martin	
1979	John Wilkinson	20-7	Haywood Boston	Beaufort-Hyde-Martin	
1980	Pantego	29-1	Al Baker	Beaufort-Hyde-Martin	
1981	Pantego	32-0	Al Baker	Tobacco Belt	Phillip Bunch, Pantego
1982	John Wilkinson	26-3	Haywood Boston	Tobacco Belt	Ervin Harris, John Wilkinson
1983	Stoneville	17-9	Grady Stafford	Independent	Lonzie Scales, Stoneville
1984	Edneyville	26-3	David Jones	Appalachian	Keith Pryor, Edneyville
1985	Clarkton	22-7	Harold Ford	Tri-County	Israel Cromartie, Clarkton
1986	Currituck	24-4	Lucian Griffin	Albemarle	Travis Saunders, Currituck
1987	Hendersonville	28-2	Bobby Wilkins	Appalachian	Brian Combs, Hendersonville
1988	St. Pauls	23-4	John Gibbs	Lumber River	Edward Gerald, St. Pauls
1989	North Duplin	26-1	Frank Hollowell	Carolina	Dexter Morrissey, N Duplin
1990	Bladenboro	28-3	Willis Nance Jr.	Southern Eight	Trelonnie Owens, Bladenboro
1991	St. Pauls	28-2	John Gibbs	Lumber River	Jerrell Emanuel, St. Pauls
1992	Hendersonville	24-5	Bobby Wilkins	Appalachian	Bobby Britt, Hendersonville
1993	Jones Senior	25-6	Alphana Hobbs	Coastal Plains	Dexter Cannon, Jones Sr.
1994	Bladenboro	25-5	Willis Nance Jr.	Three Rivers	Bert Rogers, Bladenboro
1995	Jordan-Matthews	25-7	John Phillips	Central Tar Heel	Reginald Carter, J-Matthews
1996	Roanoke	25-2	Clarence Atkinson	Tobacco Belt	Blake Little, Roanoke
1997	Roanoke	28-2	Clarence Atkinson	Tobacco Belt	Ernest Hudson, Roanoke
1998	Thomasville	26-3	Woody Huneycutt	Yadkin Valley	Rada Simon, Thomasville
1999	Cummings	26-3	Kim Annas	Central Tar Heel	Troy Wheless, Bunn
2000	Thomasville	21-3	Woody Huneycutt	Yadkin Valley	Anthony Harris, Thomasville
2001	Cummings	25-2	George Robinson	Central Tar Heel	Charlie Norman, Cummings
2002	Mount Airy	31-1	Kemp Phillips	Northwest	Justin Brim, Mount Airy
2003	Thomasville	29-2	Woody Huneycutt	Yadkin Valley	Brandon Setzer, Thomasville
2004	Hayesville	29-2	Michael Cottrell	Big Smoky Mountain	Brett Bracken, Hayesville
2005	Thomasville	28-2	Woody Huneycutt	Yadkin Valley	Brent LeMay, Thomasville
2006	Wallace-Rose Hill	28-2	Steve Robinson	Super Six	Michael Evans, Wallace-Rose Hill
2007	Thomasville	24-2	Woody Huneycutt	Yadkin Valley	Chris Woods, Thomasville
2008	Winston-Salem Prep	29-6	Andre Gould	Independent	Reginald Johnson, W-S Prep
2009	Bishop McGuinness	31-2	Josh Thompson	Northwest	Aaron Toomey, Bishop McGuinness
2010	Monroe	32-1	Johnny Sowell	Rocky River	Issac Blakeney, Monroe
2011	North Rowan	27-5	Andrew Mitchell	Yadkin Valley	Samuel Starks, North Rowan
2012	Winston-Salem Prep	31-1	Andre Gould	Northwest	Mike Hughes, W-S Prep
2013	Winston-Salem Prep	32-1	Andre Gould	Northwest	Mike Hughes, W-S Prep
2014	Winston-Salem Prep	26-4	Andre Gould	Northwest	Mike Hughes, W-S Prep
2015	East Carteret	28-2	Billy Anderson	Coastal Plains	Jacque Brown, East Carteret
2016	Voyager Academy	32-4	Mike Huff	North Central Athletic	Jay Huff, Voyager Academy
2017	Lincoln Charter	30-4	Bradley Gabriel	Southern Piedmont	Kody Shubert, Lincoln Charter
2018	Winston-Salem Prep	27-3	Andre Gould	Northwest	Daivien Williamson, W-S Prep
2019	Bishop McGuinness	24-8	Josh Thompson	Northwest	Andrew Budzinski, B. McGuinness
2020	Winston-Salem Prep	22-8	Andre Gould	Northwest	No Game
	Henderson Collegiate	26-10	George Marshall	North Central	No Game
2021	Wilson Prep	7-2	Anthony Atkinson	Tar Roanoke	Devyn Bullock, Wilson Prep
2022	Hayesville	28-0	Michael Cottrell	Smoky Mountain	Kolbe Ashe, Hayesville
2023	Wilson Prep	27-7	Anthony Atkinson	Tar Roanoke	Jahmar Jones, Wilson Prep

*Cancelled State Championship Games (COVID-19 Pandemic) Co-Champions declared by NCHSAA Board of Directors



WNCHSAA Championship Results



WNCHSAA MEN'S BASKETBALL CHAMPIONSHIPS

YEAR	SITE	CHAMPION		RUNNER UP	
1948	Lenoir-Rhyne	Shelby	38	Lincolnton	25
1949	Lincolnton	Unknown			
1950		Unknown		Unknown	
1951		Unknown		Unknown	
1952	Statesville	Kannapolis	41	Barium Springs	38
1953	Hickory	Shelby	49	Hickory	40
1954	Statesville	Kannapolis	53	R-S Central	52
1955	Lincolnton	Asheboro	69	Hickory	60
1956	Unknown	Asheboro	53	Valdese	46
1957	Unknown	Kannapolis	58	Valdese	43
1958	Lexington	Asheboro	55	Hickory	48
1959	Hickory	Asheboro	60	Belmont	46
1960	Spencer	Shelby	50	Statesville	48
1961	Hudson	Shelby	49	Kannapolis	42
1962	Davie County	Asheboro	64	Belmont	51
1963	R-S Central	Hudson	50	Thomasville	43
1964	North Rowan	R-S Central	54	Albemarle	45
1965	Marion	Hickory	54	Albemarle	50
1966	Kannapolis	Albemarle		Valdese	
1967	Lenoir-Rhyne	Kannapolis	70	R-S Central	61
1968	Kannapolis	Kannapolis	63	Kings Mountain	58
1969	Lenoir-Rhyne	Salisbury	56	Shelby	50
1970	Lexington YMCA	Salisbury	50	Marion	35
1971	Catawba	Salisbury	41	Crest	33
1972	Lenoir-Rhyne	East Rutherford	60	Morganton	42
1973	Catawba	Crest	53	Shelby	50
1974	Catawba	Crest	50	Shelby	40
1975	Catawba	North Davidson	63	East Rowan	58
1976	Catawba	Asheboro	64	Shelby	59
1977	Catawba	Shelby	54	North Rowan	53

WNCHSAA WOMEN'S BASKETBALL CHAMPIONSHIPS

YEAR	CHAMPION		RUNNER UP	
1953	Statesville	84	Lincolnton	80
1954	Lincolnton	67	Barium Springs	51
1955	Lincolnton	100	Statesville	92
1956	Taylorsville	67	Landis	64
1957	Taylorsville	66	Winecoff	61
1958	Kannapolis	60	Hickory	46
1959	Taylorsville	79	Thomasville	56
1960	Asheboro	67	Taylorsville	59
1961	Taylorsville	90	Kannapolis	61
1962	Chase			
1963	Taylorsville	61	Kannapolis	37
1964	East Rutherford	43	Monroe	24
1965	Lincolnton	46	Concord	32
1966	Morganton	48	Statesville	40
1967	Chase	52	Concord	42
1968	Chase	44	Concord	34
1969	Marion	38	Kannapolis	31
1970	Mooreville	35	Marion	33
1971	Newton-Conover	35	Marion	28
1972	Belmont South Point	59	McDowell	53
1973	Belmont South Point	60	Burns	37
1974	East Rowan	62	Morganton Freedom	56
1975	Statesville	57	Alexander Central	50
1976	North Stanly	62	North Gaston	41
1977	North Gaston	62	North Stanly	44



NCHSAC Championship Results



The North Carolina High School Athletic Conference served for many years as the athletic organization for historically black high schools. The NCHSAC conducted championships in several sports, and Dr. W.T. "Army" Armstrong of Rocky Mount served as commissioner for many years.

The NCHSAA has spent quite a bit of time and effort trying to research state champions and other facts about the Conference, although what had been uncovered was sketchy. Recently, though, we acquired some documents which Tim Brayboy, who worked for the state Department of Public Instruction before his retirement, had discovered, and it sheds terrific light on the organization. The organization was fairly loosely knit in the 1920's and '30's, basically consisting of 30 to 35 black high schools with no well defined or consistent plan for declaring championships in any sport.

In 1946, a meeting was held in Charlotte to discuss reorganization. Dr. Armstrong was asked to draw up a constitution with rules and

regulations, suggest fees, and establish basic guidelines. There were 35 schools represented at that initial meeting. The organization actually used two different names during its time, including the North Carolina Negro High School Athletic Association and then the North Carolina High School Athletic Conference.

The conference's record membership was 215 high schools in 1959. That level stayed fairly consistent until the late 1960's, as integration began to take place. At its height, the Conference had approximately 90 football teams, 215 basketball teams, 75 in baseball, 30 in tennis and 40 in track.

In its last year of operation, in 1969, the NCHSAC was down to 48 schools, including 17 with football teams, all 48 with basketball, nine with baseball, four in tennis and five in track.

Any additions or correction to the championship list may be sent to James Alverson at the NCHSAA.

Open / 3A Division				
YEAR	CHAMPION		RUNNER UP	
1946				
1947	Laurinburg	56	Gastonia Highland	37
1948	Ridgeview			
1949	Ridgeview	56	Rockingham	37
1950	Ridgeview	42	Kings Mountain	23
1951	A Laurinburg	52	West Charlotte	50
	B Ridgeview	50	Durham Merrick-Moore	30
1952	Winston-Salem Atkins	40	Gastonia Highland	36
1953	Winston-Salem Atkins	62	Winston-Salem Carver	43
1954	Winston-Salem Atkins	58	Laurinburg	53
1955	Rocky Mt. Washington	52	Winston-Salem Atkins	51
1956	Wilmington Williston	69	Greensboro Dudley	57
1957	Winston-Salem Atkins	71	Raleigh Ligon	48
1958	Greensboro Dudley	49	Rocky Mt. Washington	40
1959	Winston-Salem Atkins	46	Wilmington Williston	44
1960	Rocky Mt. Washington	58	Wilmington Williston	51
1961	Greensboro Dudley	63	Wilmington Williston	56
1962	Burlington Jordan Sellars	52	Durham Merrick-Moore	47
1963	West Charlotte	66	Greensboro Dudley	64
2A Division				
1956	Nashville Nash County 58, Roper Union County 40			
1957	Morganton Olive Hill 62, Trenton Jones 53			
1958	Burlington Jordan Sellars 40, Chapel Hill Lincoln 34			
1959	East Spencer Dunbar 54, Burlington Jordan Sellars 41			
1960	Burlington Jordan Sellars 68, East Spencer Dunbar 65			
1961	LaGrange Frink East, Spencer Dunbar			
1962	Elm City Douglass 88, Charlotte York Road 77			
1963				
1A Division				
1956	Pinehurst Academy Heights 59 Catawba Rosenwald 42			
1957	Tryon Emerry 46 West Southern Pines 45			
1958	Shelby 56 West Southern Pines 54			
1959	West Southern Pines 44 Cherryville Chavis 37			
1960	West Badin 74 Red Springs Person 46			
1961	West Badin 55 Durham Little River 54			
1962				
1963	Durham Little River 82 Laurel Hill Carver 56			
Play went to four divisions in 1964				
4A Division				
1964	Wilson Darden 61 Asheville Stephens Lee 50			
1965	Durham Hillside 80 West Charlotte 78(ot)			
1966	West Charlotte 96 Durham Hillside 66			
1967	Raleigh Ligon 71 Durham Hillside 66			
1968	High Point William Penn Winston-Salem Paisley			
1969	Winston-Salem Atkins 71 Asheville Stephens Lee 70			
3A Division				
1964	Winston-Salem Paisley 54 Durham Merrick-Moore 52(3ot)			
1965	Durham Merrick-Moore 67 Burlington Jordan Sellars 55			
1966	Burlington Jordan Sellars 74 Durham Merrick-Moore 64			
1967	Durham Merrick-Moore 76 Winston-Salem Anderson 64			
1968	Concord Logan 81 Nash Central 80			
1969	Durham Merrick-Moore Burlington Jordan Sellars			
2A Division				
1964	Elm City Douglass vs. Hallsboro Artesia			
1965	Method Berry O'Kelly 84 Kinston Woodington 76			
1966	Elm City Douglass 87 Kinston Woodington 65			
1967	Whiteville 87 Garner 71			
1A Division				
1964	Durham Little River 70 Mooresville Dunbar 48			
1965	Durham Little River 83 West Southern Pines 66			
1966	Catawba Rosenwald 86 Franklinton B. F. Person 74			
1967	Durham Little River 81 Laurel Hill Carver 76			



INDIAN HIGH SCHOOL TOURNAMENT



The Robeson Indian High School Athletic Conference began interscholastic participation in the 1920's. Original members of the conference were Fairmont, Green Grove, Magnolia, Pembroke, Piney Grove, Prospect and Union Chapel. Teams competed in several sports, but the post-season basketball tournament at Pembroke State was always a highlight of the year. With consolidation reducing the number of schools to four, the league added Hawkeye (Hoke County) and Les Maxwell (Cumberland in 1966 to become the Tri-County Indian High School Athletic Conference. Then in 1968 the schools joined the NCHSAA, just as the schools in the North Carolina High School Athletic Conference for black high schools did.

We are grateful to Tim Brayboy for this historical research.

ROBESON COUNTY INDIAN HIGH SCHOOL CONFERENCE--MEN'S BASKETBALL TOURNAMENT CHAMPIONS

YEAR	CHAMPION		RUNNER-UP	
1939-40	Pembroke		Prospect	
1940-41	Prospect	31	Pembroke	29 (OT)
1941-42	Pembroke	27	Green Grove	21
1942-43	no tournament results			
1943-44	Pembroke		Prospect	
1944-45	Fairmont	22	Green Grove	16
1945-46	Green Grove	33	Prospect	15
1946-47	Pembroke	51	Green Grove	19
1947-48	Prospect			
1948-49	Prospect	27	Pembroke	15
1949-50	Prospect		Fairmont	
1950-51	Pembroke	38	Fairmont	19
1951-52	Fairmont		Pembroke	
1952-53	Pembroke		Prospect	
1953-54	Pembroke	81	Magnolia	48
1954-55	Fairgrove	44	Magnolia	43
1955-56	Pembroke	45	Fairgrove	42
1956-57	Fairgrove	50	Pembroke	39
1957-58	Fairgrove	63	Pembroke	36
1958-59	Fairgrove	52	Pembroke	32
1959-60	Pembroke	52	Magnolia	41
1960-61	Pembroke	49	Magnolia	43
1961-62	Fairgrove	45	Pembroke	39
1962-63	Fairgrove	44	Pembroke	40
1963-64	Fairgrove	35	Pembroke	33
1964-65	Prospect	53	Pembroke	50

TRI-COUNTY INDIAN HIGH SCHOOL ATHLETIC CONFERENCE

1965-66	Pembroke	52	Hawkeye	23
1966-67	Magnolia	56	Les Maxwell	53 (OT)

ROBESON COUNTY INDIAN HIGH SCHOOL WOMEN'S BASKETBALL TOURNAMENT CHAMPIONS

YEAR	CHAMPION		RUNNER-UP	
1945-46	Magnolia	21	Pembroke	12
1946-47	no tournament results			
1947-48	Union Chapel		Prospect	
1948-49	Prospect	19	Union Chapel	14
1949-50	Union Chapel		Magnolia	
1950-51	Pembroke	60	Magnolia	50
1951-52	no tournament results			
1952-53	Pembroke			
1953-54	Pembroke	64	Fairgrove	41
1954-55	Pembroke			
1955-56	Pembroke	64	Fairgrove	62
1956-57	Magnolia	57	Prospect	35
1957-58	Pembroke	45	Fairgrove	39
1958-59	Pembroke	59	Fairgrove	45
1959-60	Fairgrove			
1960-61	Fairgrove	68	Magnolia	38



MEN'S STATE CHAMPIONSHIP APPEARANCES



CLASS	SCHOOL	APP	W	L	%	LAST	CLASS	SCHOOL	APP	W	L	%	LAST
3A	Andrews, TW	2	2	0	1.000	2001	2A	Erwin, Clyde	2	0	2	.000	1967
2A	Anson	1	0	1	.000	1965	2A	Fairmont	4	1	3	.250	1994
B, 4A	Apex	3	1	2	.333	2014	2A	Farmville Central	11	8	2	.800	2024
4A, 3A	Ashbrook	2	0	2	.000	2015	4A	Fayetteville	2	2	0	1.000	1966
2A	Ashe Central	1	1	0	1.000	1965	4A	Fike	3	1	2	.333	1990
O,3A,4A	Asheville	5	2	3	.400	1969	3A	Forestview	1	0	1	.000	2009
4A	Ashley	1	1	0	1.000	1967	2A	Forest Hills	3	1	2	.333	2019
4A	Atkins	2	1	1	.500	1971	4A, 3A	Freedom	4	4	0	1.000	2020
1A,2A,3A	Ayden-Grifton	6	5	1	.833	1992	4A	Garinger	1	1	0	1.000	1989
B	Bakersville	1	0	1	.000	1931	B, 4A	Garner	2	1	1	.500	2015
2A	Bandys	3	1	2	.333	1982	3A	Gastonia	1	0	1	.000	1955
3A	Bartlett Yancey	1	1	0	1.000	1988	4,3, 1	Goldsboro	4	1	3	.250	2010
1A	Beaufort	4	4	0	1.000	1961	3A	Graham	2	2	0	1.000	1983
3A	Bertie	1	1	0	1.000	1970	C	Green Hope	2	1	1	.500	1942
2A	Bessemer City	2	0	2	.000	1991	2A	Greene Central	1	0	1	.000	2018
1A,B	Bethel	2	1	1	.500	1948	O,1,2,3	Greensboro	7	3	4	.429	1959
1A	Bishop McGuinness	2	2	0	1.000	2019	A,B	Greenville	2	0	2	.000	1946
1A	Bladenboro	3	2	1	.667	1994	4A	Grimley	5	1	4	.200	1980
1A	Boone Trail	1	0	1	.000	1968	O	Guilford	1	0	1	.000	1925
1A	Boonville	2	1	1	.500	1965	2A	Hallsboro	1	0	1	.000	1975
C	Bridgeton	1	0	1	.000	1943	B,1A,2A	Hanes	5	4	1	.800	1951
4A	Broughton	2	0	2	.000	2013	1A	Hasty	1	0	1	.000	1951
3A	Brown, A. L.	1	0	1	.000	1983	1A	Hayesville	3	2	1	.667	2022
2A	Bunker Hill	1	0	1	.000	1989	1,2,3	Hendersonville	10	6	4	.600	2021
2A,1A	Bunn	3	1	2	.333	1999	1A	Henderson Collegiate	2	1	1	.500	2020
1A	Cape Hatteras	1	0	1	.000	1984	4A	Heritage	1	0	1	.000	2018
B, 1A, 4A	Cary	9	3	6	.333	2016	3A	Hickory	3	0	3	.000	2012
3A	Central Cabarrus	3	2	0	1.000	2024	A,2A	High Point	11	4	7	.364	1958
O,4A	Chapel Hill	4	3	1	.750	1987	2A	Hildebran	1	1	0	1.000	1964
O,A	Charlotte	9	4	5	.444	1939	2A	Hobbton	2	2	0	1.000	1984
4A	Charlotte Catholic	1	1	0	1.000	2016	4A	Hoggard	1	0	1	.000	1970
1A	Chatham Charter	1	0	1	.000	2022	3A	Hoke	1	0	1	.000	1966
1A	Cherokee	1	0	1	.000	1991	3A	Hunt, James B.	1	0	1	.000	2014
2A	Cherryville	1	1	0	1.000	1985	4A	Hunter Huss	3	3	0	1.000	2011
1A	Clarkton	5	1	4	.200	1985	4A	Independence	2	2	0	1.000	2018
2A	Clayton	1	1	0	1.000	1976	1A	Jones Senior	1	1	0	1.000	1993
2A	Clinton	1	0	1	.000	1955	B	Jonesboro	2	1	1	.500	1934
1A	Colfax	1	1	0	1.000	1962	1A	Jonesville	2	0	2	.000	1957
3A	Concord	3	1	2	.333	2010	3A	Jordan	3	2	1	.667	1981
3A	Conley, D. H.	2	2	0	1.000	1990	1A	Jordan-Matthews	2	1	1	.500	1996
C	Conway	1	0	1	.000	1939	4A	Kell, Ardrey	2	0	2	.000	2021
B	Copeland	1	1	0	1.000	1936	C	Kernersville	1	1	0	1.000	1946
1A	Corvian Comm.	1	0	0	.000	2024	1A	Kestrel Heights	1	0	1	.000	2017
3A	Cox Mill	2	2	0	1.000	2018	1A	King	1	0	1	.000	1954
C	Cramerton	2	2	0	1.000	1945	3A	Kings Mountain	1	0	1	.000	1990
3A	Crest	1	0	1	.000	2005	1,2,3,4	Kinston	21	11	10	.524	2015
1A	Cullowhee	1	0	1	.000	1983	C	Lafayette	1	0	1	.000	1942
3A,2A,1A	Cummings	7	6	1	.857	2007	4A	Lake Norman	2	1	1	.500	2014
1A	Currituck	1	1	0	1.000	1986	4A	Laney	1	0	1	.000	1999
2A	Cuthbertson	2	0	2	.000	2013	2A	Ledford	2	0	2	.000	1992
B	Dobson	3	2	1	.667	1935	4A	Lee Senior	1	1	0	1.000	2003
4A,3A	Dudley	5	3	2	.600	2006	4A	Leesville Road	2	0	2	.000	2017
O,1,2,3,4	Durham	22	13	9	.591	1965	B,1A	Lejeune	3	2	1	.667	1951
2A,3A	East Bladen	3	2	1	.667	2004	2A	Lexington	3	2	1	.667	2001
1A	East Carteret	2	1	1	.500	2015	3A	Lincolnton	1	0	1	.000	1993
3A	East Chapel Hill	1	1	0	1.000	1997	1A	Lincoln Charter	2	1	1	.500	2021
1A	East Duplin	1	0	1	.000	1963	1A,2A	Louisburg	2	1	1	.500	1980
3A	East Forsyth	1	0	1	.000	1963	4A	Lumberton	1	1	0	1.000	2020
2A	East Lincoln	2	0	2	.000	2016	3A	Madison-Mayodan	2	1	1	.500	1973
4A	East Mecklenburg	1	1	0	1.000	2008	B	Matthews	1	0	1	.000	1950
1A,2A	East Montgomery	2	0	2	.000	1989	1A	Maxton	1	1	0	1.000	1974
2A	East Rutherford	1	1	0	1.000	2011	4A	McDowell	1	0	1	.000	1976
1A	East Surry	1	1	0	1.000	1964	1A	Mebane	1	1	0	1.000	1957
4A	East Wake	1	0	1	.000	1991	1A	Midway	1	0	1	.000	2000
3A	Eastern Alamance	1	1	0	1.000	1991	4A	Millbrook	2	1	1	.000	2021
3A	Eastern Guilford	1	0	1	.000	2017	B	Mineral Springs	1	1	0	1.000	1945
1A	Eastern Randolph	1	0	1	.000	2023	2A, 1A	Monroe	4	3	1	.750	2010
1A	Edneyville	2	1	1	.500	1985	2A,3A	Morehead	3	3	0	1.000	1992
2A	Elm City	4	3	1	.750	1977	B,1A,3A	Mount Airy	7	5	2	.714	2002
4A	Enloe	1	0	1	.000	1975	4A	Mount Tabor	1	1	0	1.000	2009



MEN'S STATE CHAMPIONSHIP APPEARANCES



CLASS	SCHOOL	APP	W	L	%	LAST	CLASS	SCHOOL	APP	W	L	%	LAST
4A	Myers Park	3	1	2	.333	2023	2A	Shelby	4	2	2	.500	2020
3A	New Bern	1	0	1	.000	1965	4A	Smith, Ben L.	1	0	1	.000	1995
0,2,3,4	New Hanover	21	14	6	.700	2024	4A	Smith, E.E.	1	0	1	.000	1985
1A	Newport	1	1	0	1.000	1953	0	Smithfield	1	0	1	.000	1923
1A	North Duplin	2	1	1	.500	1989	3A, 4A	South Central	2	1	1	.500	2019
1A	North Edgecombe	2	1	1	.500	2007	1A	South Edgecombe	1	1	0	1.000	1972
3A	North Forsyth	1	0	1	.000	1964	4A	South Mecklenburg	5	4	1	.800	1993
3A	North Gaston	1	0	1	.000	1987	1A	South Park	1	0	1	.000	1980
1A	North Johnston	1	0	1	.000	2005	4A	South View	1	1	0	1.000	1993
3A	North Lenoir	1	0	1	.000	1971	2A	Southern	1	0	1	.000	1959
4A	North Mecklenburg	5	2	2	.500	2024	2A,3A	Southern Alamance	2	0	2	.000	1989
3A, 2A	North Pitt	2	0	2	.000	2002	C	Southern Pines	1	0	1	.000	1946
2A,1A	North Rowan	3	2	1	.667	2014	4A	Southern Wayne	1	1	0	1.000	1980
2A	North Stanly	1	0	1	.000	1998	2, 3, 4	Southwest Guilford	3	3	0	1.000	2019
1A	North Stokes	1	0	1	.000	2006	B	Spencer	2	1	1	.500	1931
2A,3A	North Surry	6	4	2	.667	2017	C,1A	St. Pauls	5	2	3	.400	1991
2A	North Wilkes	2	1	1	.500	1961	B,C	Stanley	2	1	1	.500	1948
2A	Northampton	1	0	1	.000	1977	2A	Starmount	1	0	1	.000	2007
3A	Northern Guilford	1	1	0	1.000	2009	3A	Statesville	2	0	2	.000	2013
2A	Northern Nash	2	1	1	.500	1970	2A	Stedman	1	0	1	.000	1963
2A, 3A	Northside-Jax	2	1	1	.500	2018	1A	Stoneville	2	1	1	.500	1969
1A	Northside	1	0	1	.000	2001	2A	Tabor City	1	0	1	.000	1973
2A	Northwest Forsyth	1	1	0	1.000	1962	2A,1A	Thomasville	6	5	1	.833	2007
2A,3A	Northwest Guilford	2	1	1	.500	1967	B	Trenton	2	1	1	.500	1932
2A, 3A	Northwood	5	0	5	.000	2023	2A	Tri-City	3	3	0	1.000	1957
C	Old Richmond	1	1	0	1.000	1943	B,3A	Trinity	3	2	1	.667	2008
4A	Olympic	1	1	0	1.000	2013	1A	Tryon	2	0	2	.000	1982
3A	Orange	1	1	0	1.000	1969	1A,2A	Union	2	0	2	.000	1982
1A	Orrum	2	0	2	.000	1986	1A	Valley Springs	1	1	0	1.000	1958
3A	Owen, Charles D.	1	0	1	.000	1982	4A	Vance	3	1	2	.333	2007
4A	Page	3	3	0	1.000	1990	4A	Vance (Charlotte)	1	1	0	1.000	2003
1A	Pamlico	2	0	2	.000	2018	1A	Vance,Zeb (Kittrell)	1	0	1	.000	1958
1A	Pantego	3	3	0	1.000	1981	1A	Voyager	1	1	0	1.000	2016
4A	Panther Creek	1	0	1	.000	2022	1A	Waccamaw	1	0	1	.000	1972
3A	Parkland	3	1	2	.333	2002	2A,3A	Wake Forest(-Roles)	7	6	1	.857	1995
2A,1A	Pender	2	0	2	.000	2011	4A	Wakefield	2	2	0	1.000	2006
1A	Perquimas	1	0	1	.000	2003	2A	Wallace-Rose Hill	3	2	1	.667	2006
4A	Person	1	0	1	.000	1984	B	Walnut Grove	1	1	0	1.000	1940
B/C	Pilot Mountain	3	3	0	1.000	1939	3A, 2A	Warren County	2	1	1	.500	2005
4A	Pine Forest	1	0	1	.000	1998	1A	Warrenton	1	0	1	.000	1962
3A	Pinecrest	3	1	2	.333	1972	1,2,3	Washington	6	2	4	.333	1979
1A	Pinehurst	2	0	2	.000	1964	3A	Webb, J.F.	1	1	0	1.000	2013
C	Pinnacle	1	1	0	1.000	1942	3A, 4A	Weddington	2	2	0	1.000	2022
1A, 2A	Pisgah	2	1	1	.500	2008	1A	Welcome	1	1	0	1.000	1952
1A	Pleasant Garden	1	0	1	.000	1952	1A	Weldon	2	0	2	.000	2009
1A	Plymouth	2	0	2	.000	2012	1A	Wentworth	2	1	1	.500	1976
1A	Polk County	1	0	1	.000	1993	2A	West Bladen	1	1	0	1.000	2008
0,1,3,4	Raleigh	11	5	6	.455	1960	3A	West Brunswick	2	1	1	.500	1975
C,1A	Red Oak	4	0	4	.000	1966	2A, 3A	West Caldwell	4	0	4	.000	2010
1A	Red Springs	1	1	0	1.000	1969	3A	West Carteret	1	1	0	1.000	1985
0,3,4, 2	Reidsville	6	4	1	.800	2024	4A, 3A	West Charlotte	9	6	3	.833	2022
4A	Reynolds, A.C.	1	1	0	1.000	1988	2A	West Columbus	2	1	1	.500	2003
2A,4A	Reynolds, R.J.	7	5	2	.714	2002	3A	West Craven	2	0	2	.000	1986
4A	Richmond Senior	4	0	4	.000	2023	2A	West Davidson	1	0	1	.000	1984
1A	Roanoke	2	2	0	1.000	1997	1A	West Edgecombe	1	1	0	1.000	1973
3A	Roberson, T.C.	2	0	2	.000	1998	B	West End	1	0	1	.000	1937
2A, 3A	Robinson, J.M.	2	2	0	1.000	2022	3A	West Henderson	1	0	1	.000	1992
C	Rock Springs	1	0	1	.000	1940	2A	West Montgomery	1	1	0	1.000	1983
3A	Rockingham	1	0	1	.000	1979	2A, 3A	West Rowan	4	3	1	.750	2003
4A, 3A	Rocky Mount	7	5	2	.714	2012	4A, 3A	Westover	2	1	1	.500	2020
1A	Rocky Mount Prep	1	0	1	.000	2013	2A	Whiteville	6	3	3	.500	2000
1A	Rosewood	1	0	1	.000	1974	1A	Wilkinson, John A.	4	4	0	1.000	1982
1A	Rosman	1	0	1	.000	1988	4/3, 3	Williams, Walter	3	1	2	.333	2019
3A	R-S Central	3	2	1	.667	1986	1A	Williamston	2	0	2	.000	1995
A,2A	Salisbury	2	1	1	.500	1987	2A	Wilson	1	0	1	.000	1948
B,2A,3A	Sanford	6	2	4	.333	1962	1A	Wilson Prep	3	2	0	1.000	2024
4A, 3A	Sanford, Terry	4	1	3	.250	2016	0	Winston Salem	6	3	3	.500	1929
3A	Scotland	1	0	1	.000	1968	1A	Winston-Salem Prep	8	6	2	.750	2020
B	Sedge Garden	2	2	0	1.000	1946	B	Yadkinville	1	0	1	.000	1932
4A, 3A	Seventy-First	5	0	4	.000	2024	1A	Youngsville	3	3	0	1.000	1970



PAST WOMEN'S CHAMPIONSHIP RESULTS



SCHOOL	TITLES WON	SCHOOL	TITLES WON
Andrews	1	North Pitt	2
Andrews, T.W.	1	Northern Guilford	1
Asheville	4	Northwest Guilford	1
Bandys	6	Northwood	1
Beddingfield	1	Orrum	2
Bishop McGuinness	11	Pamlico County	1
Broughton	3	Panther Creek	1
Butler, David	1	Parkton	1
Carson, Jesse	1	Parkwood	1
Carver	2	Pinecrest	2
Cary	1	Pisgah	1
Chambers (Z. Vance, Charlotte)	4	Reid Ross	1
Chapel Hill	2	Reynolds, A. C.	2
Chatham Central	4	Salisbury	6
Cherokee	1	Seventy-First	2
Chocowinity	1	Shelby	1
Central Davidson	1	Smith, E.E.	1
Clinton	3	Smoky Mountain	1
Concord	1	South Central	1
Dudley, James B.	1	South Johnston	1
East Davidson	1	South Mecklenburg	1
East Duplin	1	South View	1
East Henderson	1	Southeast Guilford	2
East Lincoln	1	Southeast Raleigh	2
East Surry	1	Southwest Guilford	3
East Wake	1	SouthWest Edgecombe	4
E. NC School for the Deaf	1	Thomasville	4
Elm City	1	Trinity	2
Enka	2	Union	2
Erwin, Clyde	1	Union Pines	1
Farmville Central	2	Weldon	1
Fike	1	West Caldwell	2
Foard, Fred T.	2	West Carteret	1
Forestview	1	West Charlotte	1
Freedom	5	West Davidson	1
Garner	1	West Forsyth	1
Goldsboro	2	West Henderson	1
Graham	1	West Rowan	1
Harding University	2	Westover	1
Hayesville	6	Wilkes Central	1
Hendersonville	1	Wilkinson, John A.	2
High Point Central	5	Winston-Salem Prep	2
Hickory	4		
Hillside	1		
Hiwassee Dam	1		
Jordan-Matthews	1		
Kinston	1		
Lakewood	1		
Ledford	4		
Lumberton	1		
Madison	1		
McDowell	1		
Millbrook	3		
Mitchell	2		
Monroe	1		
Mt. Airy	1		
Mountain Heritage	1		
Murphy	4		
Myers Park	2		
Newton-Conover	2		
Northern Nash	1		
North Iredell	2		
North Mecklenburg	1		

TOP MULTIPLE WOMEN'S STATE TITLES WON (SINCE 1971)

SCHOOL	TITLES WON
Bishop McGuinness	11
Bandys	6
Hayesville	6
Salisbury	6
Freedom	5
High Point Central	5
Asheville	4
Chambers	4
Chatham Central	4
Hickory	4
Ledford	4
Murphy	4
SouthWest Edgecombe	4
Thomasville	4
Broughton	3
Clinton	3
Millbrook	3



PAST WOMEN'S CHAMPIONSHIP RESULTS



OPEN CLASSIFICATION

1972 North Pitt
1973 East Lincoln
1974 South Johnston
1975 Fred T. Foard
1976 Union Pines

4A

1977 Pinecrest
1978 Garner
1979 Fike
1980 Goldsboro
1981 Chapel Hill
1982 Goldsboro
1983 Broughton
1984 Reid Ross
1985 Broughton
1986 North Mecklenburg
1987 Asheville
1988 Vance
1989 Freedom
1990 A. C. Reynolds
1991 McDowell
1992 Pinecrest
1993 Cary
1994 Freedom
1995 Freedom
1996 Hillside
1997 East Wake
1998 Northern Nash
1999 Southeast Raleigh
2000 A.C. Reynolds
2001 Lumberton
2002 Freedom
2003 Seventy-First
2004 Seventy-First
2005 Broughton
2006 South Mecklenburg
2007 South View
2008 Westover
2009 West Charlotte
2010 David Butler
2011 Southwest Guilford
2012 Millbrook
2013 Millbrook
2014 Myers Park
2015 Myers Park
2016 Millbrook
2017 Northwest Guilford
2018 Northwest Guilford
2019 West Forsyth
2020* Zebulon B. Vance
Southeast Raleigh
2021 Zebulon B. Vance
2022 Julius Chambers
2023 Panther Creek

3A

Bandys
Enka
Graham
Clyde Erwin
SouthWest Edgecombe
SouthWest Edgecombe
Enka
North Iredell
West Caldwell
West Caldwell
Trinity
Trinity
Pisgah
North Iredell
West Henderson
Fred T. Foard
High Point Central
West Carteret
Hickory
SouthWest Edgecombe
High Point Central
Hickory
Hickory
East Henderson
Carver
High Point Central
Asheville
Asheville
Asheville
Beddingfield
Carver
Concord
Dudley
Forestview
South Central
Harding University
Harding University
Chapel Hill
Hickory
Freedom
Northern Guilford
Northern Guilford
Southeast Guilford
Southeast Guilford
E.E. Smith
Jesse Carson
Northwood
West Rowan

2A

Elm City
Chatham Central
Central Davidson
Union
Bandys
Bandys
Parkwood
Southwest Guilford
Southwest Guilford
West Davidson
Bandys
Bandys
Clinton
Clinton
Madison
Newton-Conover
Monroe
Bandys
Ledford
Mitchell
Ledford
East Duplin
High Point Central
Ledford
High Point Central
Ledford
Mitchell
Salisbury
SouthWest Edgecombe
Farmville Central
Smoky Mountain
East Davidson
Salisbury
Salisbury
Salisbury
Jordan-Matthews
Kinston
T.W. Andrews
Wilkes Central
North Pitt
Clinton
North Pitt
Mountain Heritage
Newton-Conover
Farmville Central
Shelby
Salisbury
Salisbury

1A

Andrews
John Wilkinson
John Wilkinson
Parkton
Chocowinity
Hiwassee Dam
Eastern NC School for Deaf
Orrum
Orrum
Chatham Central
Hendersonville
Hayesville
Hayesville
Hayesville
Hayesville
Hayesville
Lakewood
Murphy
Cherokee
Murphy
Union
Chatham Central
Chatham Central
East Surry
Thomasville
Thomasville
Thomasville
Thomasville
Bishop McGuinness
Bishop McGuinness
Bishop McGuinness
Bishop McGuinness
Bishop McGuinness
Bishop McGuinness
Bishop McGuinness
Bishop McGuinness
Winston-Salem Prep
Winston-Salem Prep
Mount Airy
Mount Airy
Pamlico County
Murphy
Weldon
Murphy
Bishop McGuinness
Bishop McGuinness

*Cancelled State Championship Games (COVID-19 Pandemic) Co-Champions declared by NCHSAA Board of Directors



4A Women's Championship Results



OPEN					
YEAR	SITE	CHAMPION		RUNNER UP	
1972	High Point Central	North Pitt	58	West Montgomery	34
1973	High Point Central	East Lincoln	64	Ragsdale	53
1974	High Point Central	South Johnston	52	Williamston	49
1975	Union Pines	Fred T. Foard	75	Ragsdale	73
1976	Union Pines	Union Pines	54	Fred T. Foard	53

PLAY WENT TO FOUR CLASSES

4A					
YEAR	SITE	CHAMPION		RUNNER UP	
1977	Burlington Williams	Pinecrest	69	Southern Wayne	67
1978	Campbell, Buies Creek	Garner	54	Northern Nash	45
1979	Campbell, Buies Creek	Fike	64	Garner	41
1980	Fayetteville Westover	Goldsboro	63	Scotland	62
1981	Elon College	Chapel Hill	67	Cary	46
1982	Elon College	Goldsboro	52	Page	42
1983	Elon College	Broughton	58	Hunter Huss	52
1984	Elon College	Reid Ross	45	Ben L. Smith	39
1985	Elon College	Broughton	51	High Point Central	49
1986	Elon College	North Mecklenburg	61	Pine Forest	54
1987	Carmichael, Chapel Hill	Asheville	66	Fayetteville Westover	59
1988	Carmichael, Chapel Hill	Henderson Vance	53	Freedom	48
1989	Carmichael, Chapel Hill	Freedom	66	Richmond County	59 (OT)
1990	Carmichael, Chapel Hill	A. C. Reynolds	70	Broughton	65
1991	Carmichael, Chapel Hill	McDowell	53	Pinecrest	43
1992	Carmichael, Chapel Hill	Pinecrest	57	Hickory	48
1993	Carmichael, Chapel Hill	Cary	61	Freedom	48
1994	Carmichael, Chapel Hill	Freedom	80	Terry Sanford	51
1995	Carmichael, Chapel Hill	Freedom	65	Person	55
1996	Carmichael, Chapel Hill	Hillside	73	Terry Sanford	51
1997	Carmichael, Chapel Hill	East Wake	38	North Forsyth	28
1998	Carmichael, Chapel Hill	Northern Nash	65	McDowell	53
1999	Smith Center, Chapel Hill	Southeast Raleigh	68	McDowell	65
2000	Smith Center, Chapel Hill	A.C. Reynolds	54	Terry Sanford	52
2001	Smith Center, Chapel Hill	Lumberton	69	East Wake	45
2002	Smith Center, Chapel Hill	Freedom	68	Lumberton	52
2003	Smith Center, Chapel Hill	Seventy-First	50	Charlotte Vance	47
2004	Reynolds Coliseum, Raleigh	Seventy-First	76	McDowell	70
2005	Smith Center, Chapel Hill	Broughton	69	Northern Durham	60
2006	Reynolds Coliseum, Raleigh	South Mecklenburg	60	Apex	53
2007	Smith Center, Chapel Hill	South View	69	Grimsley	64
2008	Reynolds Coliseum, Raleigh	Westover	58	West Charlotte	53
2009	Smith Center, Chapel Hill	West Charlotte	78	Hillside	60
2010	Reynolds Coliseum, Raleigh	David Butler	87	Green Hope	61
2011	Smith Center, Chapel Hill	Southwest Guilford	44	Millbrook	35
2012	Reynolds Coliseum, Raleigh	Millbrook	57	West Forsyth	40
2013	Smith Center, Chapel Hill	Millbrook	62	Page	56
2014	Reynolds Coliseum, Raleigh	Myers Park	61	Southeast Raleigh	46
2015	Carmichael Arena, Chapel Hill	Myers Park	52	Southeast Raleigh	47
2016	Smith Center, Chapel Hill	Millbrook	46	Northwest Guilford	45
2017	Reynolds Coliseum, Raleigh	Northwest Guilford	36	Southeast Raleigh	34
2018	Smith Center, Chapel Hill	Northwest Guilford	44	Southeast Raleigh	36
2019	Reynolds Coliseum, Raleigh	West Forsyth	47	Southeast Raleigh	36
2020*	Cancelled (COVID-19)	Zebulon B. Vance & Southeast Raleigh (Co-Champions)			
2021	Wheatmore HS	Zebulon B. Vance	74	Garner	38
2022	Smith Center, Chapel Hill	Julius Chambers	46	Apex Friendship	44
2023	Smith Center, Chapel Hill	Panther Creek	75	Lake Norman	65

*Cancelled State Championship Games (COVID-19 Pandemic) Co-Champions declared by NCHSAA Board of Directors



3A Women's Championship Results



YEAR	SITE	CHAMPION	RUNNER UP
1977	Hickory High	Bandys 63	Charles D. Owen 60
1978	Hickory High	Enka 56	Burns 52
1979	Hickory High	Graham 43	Davie County 42
1980	Hickory High	Clyde Erwin 67	Graham 60
1981	Elon College	SW Edgecombe 65	Mountain Heritage 64
1982	Elon College	SW Edgecombe 72	Crest 69
1983	Elon College	Enka 61	D. H. Conley 53
1984	Elon College	North Iredell 50	SouthWest Edgecombe 47
1985	Elon College	West Caldwell 65	Farmville Central 54
1986	Elon College	West Caldwell 74	SouthWest Edgecombe 66
1987	Carmichael, Chapel Hill	Trinity 65	North Iredell 64 (OT)
1988	Carmichael, Chapel Hill	Trinity 69	East Henderson 65 (OT)
1989	Carmichael, Chapel Hill	Pisgah 65	D. H. Conley 44
1990	Carmichael, Chapel Hill	North Iredell 53	Tarboro 49
1991	Carmichael, Chapel Hill	West Henderson 68	Harnett Central 61
1992	Carmichael, Chapel Hill	Fred T. Foard 69	High Point Central 53
1993	Carmichael, Chapel Hill	High Point Central 101	North Iredell 61
1994	Carmichael, Chapel Hill	West Carteret 48	Smoky Mountain 43
1995	Carmichael, Chapel Hill	Hickory 67	SouthWest Edgecombe 63 (OT)
1996	Carmichael, Chapel Hill	SW Edgecombe 58	North Buncombe 51
1997	Carmichael, Chapel Hill	High Point Central 66	Wilson Fike 64
1998	Carmichael, Chapel Hill	Hickory 37	Wilson Fike 29
1999	Smith Center, Chapel Hill	Hickory 69	Eden Morehead 64 (OT)
2000	Smith Center, Chapel Hill	East Henderson 65	Carver 49
2001	Smith Center, Chapel Hill	Carver 64	T.C. Roberson 53
2002	Smith Center, Chapel Hill	High Point Central 56	Rockingham County 53
2003	Reynolds Coliseum, Raleigh	Asheville 62	Rockingham County 52
2004	Smith Center, Chapel Hill	Asheville 64	Southern Durham 47
2005	Reynolds Coliseum, Raleigh	Asheville 72	High Point Central 65
2006	Smith Center, Chapel Hill	Beddingfield 64	Fred T. Foard 53
2007	Reynolds Coliseum, Raleigh	Carver 58	SouthWest Edgecombe 49
2008	Smith Center, Chapel Hill	Concord 77	Beddingfield 62
2009	Reynolds Coliseum, Raleigh	Dudley 60	Forestview 58
2010	Smith Center, Chapel Hill	Forestview 62	South Central 55
2011	Reynolds Coliseum, Raleigh	South Central 61	Hickory 58 (OT)
2012	Smith Center, Chapel Hill	Harding University 65	Walter Williams 43
2013	Reynolds Coliseum, Raleigh	Harding University 56	Chapel Hill 52
2014	Smith Center, Chapel Hill	Chapel Hill 69	Hickory 56
2015	Carmichael Arena, Chapel Hill	Hickory 71	Chapel Hill 53
2016	Carmichael Arena, Chapel Hill	Freedom 53	Northern Guilford 50
2017	Smith Center, Chapel Hill	Northern Guilford 66	Hickory Ridge 64
2018	Reynolds Coliseum, Raleigh	Northern Guilford 60	Jacksonville 52
2019	Smith Center, Chapel Hill	Southeast Guilford 55	Cuthbertson 49
2020*	Cancelled (COVID-19)	Southeast Guilford & E. E. Smith (Co-Champions)	
2021	Providence Grove HS	Jesse Carson 51	Asheboro 40
2022	Reynolds Coliseum, Raleigh	Northwood 70	Enka 42
2023	Reynolds Coliseum, Raleigh	West Rowan 60	Rocky Mount 50

*Cancelled State Championship Games (COVID-19 Pandemic) Co-Champions declared by NCHSAA Board of Directors



2A Women's Championship Results



YEAR	SITE	CHAMPION	RUNNER UP
1977	Union Pines	Elm City 65	Chatham Central 57
1978	Union Pines	Chatham Central 58	Union 47
1979	Union Pines	Central Davidson 41	Dixon 36
1980	Union Pines	Union 59	West Montgomery 46
1981	Elon College	Bandys 47	Louisburg 44
1982	Elon College	Bandys 65	Union 48
1983	Elon College	Parkwood 55	Orrum 48
1984	Elon College	Southwest Guilford 80	South Robeson 50
1985	Elon College	Southwest Guilford 75	South Robeson 66
1986	Elon College	West Davidson 70	South Robeson 65
1987	Carmichael, Chapel Hill	Bandys 52	Clinton 45
1988	Carmichael, Chapel Hill	Bandys 73	Clinton 69
1989	Carmichael, Chapel Hill	Clinton 72	Bunker Hill 63
1990	Carmichael, Chapel Hill	Clinton 58	Newton-Conover 52
1991	Carmichael, Chapel Hill	Madison 66	East Duplin 48
1992	Carmichael, Chapel Hill	Newton-Conover 77	Farmville Central 54
1993	Carmichael, Chapel Hill	Monroe 54	Franklinton 42
1994	Carmichael, Chapel Hill	Bandys 57	Western Guilford 51
1995	Carmichael, Chapel Hill	Ledford 65	Southwest Guilford 60
1996	Carmichael, Chapel Hill	Mitchell 44	Northside 43
1997	Carmichael, Chapel Hill	Ledford 59	St. Pauls 57
1998	Carmichael, Chapel Hill	East Duplin 59	Ledford 45
1999	Smith Center, Chapel Hill	High Point Central 78	St. Pauls 63
2000	Smith Center, Chapel Hill	Ledford 62	Western Alamance 41
2001	Smith Center, Chapel Hill	High Point Central 92	Eastern Alamance 62
2002	Smith Center, Chapel Hill	Ledford 73	Tarboro 51
2003	Smith Center, Chapel Hill	Mitchell 61	Red Springs 50
2004	Reynolds Coliseum, Raleigh	Salisbury 65	Southern Vance 40
2005	Smith Center, Chapel Hill	SW Edgecombe 72	East Rutherford 50
2006	Reynolds Coliseum, Raleigh	Farmville Central 56	Salisbury 55 (OT)
2007	Smith Center, Chapel Hill	Smoky Mountain 85	Graham 62
2008	Reynolds Coliseum, Raleigh	East Davidson 62	Graham 59
2009	Smith Center, Chapel Hill	Salisbury 56	Graham 41
2010	Reynolds Coliseum, Raleigh	Salisbury 49	East Bladen 37
2011	Smith Center, Chapel Hill	Salisbury 76	East Bladen 44
2012	Reynolds Coliseum, Raleigh	Jordan-Matthews 56	Wilkes Central 39
2013	Smith Center, Chapel Hill	Kinston 51	Pisgah 40
2014	Reynolds Coliseum, Raleigh	T.W. Andrews 57	Bandys 51
2015	Smith Center, Chapel Hill	Wilkes Central 44	Kinston 41
2016	Smith Center, Chapel Hill	North Pitt 68	East Davidson 65
2017	Reynolds Coliseum, Raleigh	Clinton 59	North Surry 49
2018	Smith Center, Chapel Hill	North Pitt 63	North Wilkes 42
2019	Reynolds Coliseum, Raleigh	Mountain Heritage 63	Farmville Central 53
2020*	Cancelled (COVID-19)	Newton-Conover & Farmville Central (Co-Champions)	
2021	Wheatmore HS	Shelby 77	Farmville Central 62
2022	Smith Center, Chapel Hill	Salisbury 54	Farmville Central 44
2023	Smith Center, Chapel Hill	Salisbury 48	Seaforth 39

*Cancelled State Championship Games (COVID-19 Pandemic) Co-Champions declared by NCHSAA Board of Directors



1A Women's Championship Results



YEAR	SITE	CHAMPION	RUNNER UP	(OT)
1977	Buies Creek	Andrews 35	Princeton 33	(OT)
1978	Garner	John Wilkinson 76	Hayesville 73	
1979	Garner	John Wilkinson 76	Clarkton 59	
1980	Garner	Parkton 59	Princeton 58	
1981	Elon College	Chocowinity 86	Hiwassee Dam 64	
1982	Elon College	Hiwassee Dam 67	Chocowinity 52	
1983	Elon College	ENC Sch. for Deaf 48	Hiwassee Dam 45	
1984	Elon College	Orrum 65	Edneyville 38	
1985	Elon College	Orrum 65	Edneyville 36	
1986	Elon College	Chatham Central 55	Princeton 38	
1987	Carmichael, Chapel Hill	Hendersonville 50	Gates County 47	
1988	Carmichael, Chapel Hill	Hayesville 70	Hobbsville 53	
1989	Carmichael, Chapel Hill	Hayesville 70	Chocowinity 41	
1990	Carmichael, Chapel Hill	Hayesville 51	Tabor City 48	
1991	Carmichael, Chapel Hill	Hayesville 73	Tabor City 49	
1992	Carmichael, Chapel Hill	Hayesville 77	Midway 49	
1993	Carmichael, Chapel Hill	Hayesville 54	Mattamuskeet 40	
1994	Carmichael, Chapel Hill	Lakewood 80	Murphy 60	
1995	Carmichael, Chapel Hill	Murphy 62	Williamston 37	
1996	Carmichael, Chapel Hill	Cherokee 69	Roanoke 63	
1997	Carmichael, Chapel Hill	Murphy 77	Union 51	
1998	Carmichael, Chapel Hill	Union 85	Cherokee 70	
1999	Smith Center, Chapel Hill	Chatham Central 53	Red Springs 47	
2000	Smith Center, Chapel Hill	Chatham Central 65	Roanoke 64	
2001	Smith Center, Chapel Hill	East Surry 69	Perquimans 65	
2002	Smith Center, Chapel Hill	Thomasville 69	Midway 44	
2003	Reynolds Coliseum, Raleigh	Thomasville 68	Farmville Central 65	
2004	Smith Center, Chapel Hill	Thomasville 67	Farmville Central 48	
2005	Reynolds Coliseum, Raleigh	Thomasville 62	Weldon 26	
2006	Smith Center, Chapel Hill	Bishop McGuinness 54	Southeast Halifax 31	
2007	Reynolds Coliseum, Raleigh	Bishop McGuinness 79	East Bladen 42	
2008	Smith Center, Chapel Hill	Bishop McGuinness 56	Pender 43	
2009	Reynolds Coliseum, Raleigh	Bishop McGuinness 64	East Bladen 33	
2010	Smith Center, Chapel Hill	Bishop McGuinness 55	Williamston 46	
2011	Reynolds Coliseum, Raleigh	Bishop McGuinness 57	Southwest Onslow 43	
2012	Smith Center, Chapel Hill	Bishop McGuinness 60	Southside 44	
2013	Reynolds Coliseum, Raleigh	Bishop McGuinness 57	River Mill 52	
2014	Smith Center, Chapel Hill	Bishop McGuinness 61	Riverside (Martin) 58	
2015	Carmichael Arena, Chapel Hill	Winston-Salem Prep 58	Riverside (Martin) 31	
2016	Carmichael Arena, Chapel Hill	Winston-Salem Prep 66	Plymouth 34	
2017	Smith Center, Chapel Hill	Mount Airy 66	Pamlico 40	
2018	Reynolds Coliseum, Raleigh	Mount Airy 69	Pamlico 32	
2019	Smith Center, Chapel Hill	Pamlico County 62	East Surry 55	
2020*	Cancelled (COVID-19)	Murphy & Weldon (Co-Champions)		
2021	Providence Grove HS	Murphy 76	Princeton 34	
2022	Reynolds Coliseum, Raleigh	Bishop McGuinness 70	Bertie 42	
2023	Reynolds Coliseum, Raleigh	Bishop McGuinness 73	Chatham Charter 43	

*Cancelled State Championship Games (COVID-19 Pandemic) Co-Champions declared by NCHSAA Board of Directors



4A Women's Championship Coach & Conference



OPEN CLASSIFICATION					
YEAR	SCHOOL	RECORD	HEAD COACH	CONFERENCE	MVP
1972	North Pitt	30-0	Eldred Mauldin	Eastern Plains	
1973	East Lincoln	29-0	Henry Barkley	Southern District 7	
1974	South Johnston	21-2	Tom Jackson	Capital Area	
1975	Fred T. Foard	28-1	Bob Stamey	Southern District 7	
1976	Union Pines	23-5	Carl Salmon	Central Tar Heel	
4A CLASSIFICATION					
YEAR	SCHOOL	RECORD	HEAD COACH	CONFERENCE	MVP
1977	Pinecrest	25-1	James Moore	Division 4	
1978	Garner	28-0	Lawrence Dunn	Division 5	
1979	Fike	26-3	Eddie Summerlin	Division 1	
1980	Goldsboro	27-0	Gerald Whitley	Division 2	
1981	Chapel Hill	24-2	Sherry Norris	Division 6	
1982	Goldsboro	24-5	Mary Bryan Carlyle	Mid-eastern	
1983	Broughton	30-0	Ed Baldwin	Cap Eight	
1984	Reid Ross	27-3	Bob Norton	Southeastern	
1985	Broughton	28-1	Ed Baldwin	Cap Nine	
1986	North Mecklenburg	26-0	Carroll Mizelle	Southwest	Andrea Stinson, North Meck
1987	Asheville	30-1	Dereck Witherspoon	Mountain Athletic	Rhonda Mapp, Asheville
1988	Vance	25-3	Dottie Cobb	Pac Six	Shannon Young, Vance
1989	Freedom	27-2	Marsha Crump	Northwestern	Kenda Walker, Freedom
1990	A.C. Reynolds	29-1	Rick High	Mountain Athletic	Tara Saunooke, A.C. Reynolds
1991	McDowell	29-1	Mike Silver	Northwestern	Tammy McEntire, McDowell
1992	Pinecrest	27-5	James Moore	Southeastern	Charlette Hargrove, Pinecrest
1993	Cary	29-1	Debbie Edwards	Tri-Six	Karen Curtis, Cary
1994	Freedom	27-1	Marsha Crump	Northwestern	Natasha Davis, Freedom
1995	Freedom	29-1	Marsha Crump	Northwestern	Amber Snipes & Tara Ramsey, Freed'm
1996	Hillside	25-2	George Williams, Jr.	PAC-Six	Jamie McDonald, Hillside
1997	East Wake	24-6	Ben McKaig	Tri-Six	Shaneka Ellis, East Wake
1998	Northern Nash	27-1	Grover Battle	Big East	Carrisie Moody, Northern Nash
1999	Southeast Raleigh	29-1	William Powell	Cap Eight	Jessica Hawkins, Southeast Raleigh
2000	A.C. Reynolds	26-3	Jim Lankford	Mountain Athletic	Lauren Trantham, A.C. Reynolds
2001	Lumberton	29-1	Danny Graham	Southeastern	Yolanda Jones, Lumberton
2002	Freedom	27-2	Jamie Smith	Northwestern	Kerri Gordin, Freedom
2003	Seventy-First	30-1	Tracie Taylor	Mid-Southeastern	LaToya Pringle, Seventy-First
2004	Seventy-First	30-1	Tracie Taylor	Mid-Southeastern	LaToya Pringle, Seventy-First
2005	Broughton	24-4	Dayne Jordan	Cap Six	Jasmine Newkirk, Broughton
2006	South Mecklenburg	27-3	Troy Gaston	Southwestern	Joy Cheek, South Mecklenburg
2007	South View	32-0	Brent Barker	Two Rivers	Amber Calvin, South View
2008	Westover	30-2	Gene Arrington	Mid-Southeastern	Tequila Jones, Westover
2009	West Charlotte	28-3	Reginald Mobley	MECA Seven	Christal Caldwell, West Charlotte
2010	David Butler	25-4	Stephanie Butler	Southwestern	Cierra Burdick, David Butler
2011	Southwest Guilford	30-2	Jessica Bryan	Piedmont Triad	Jessica Pone, Southwest Guilford
2012	Millbrook	31-2	Chris East	Cap Eight	Briana Day, Millbrook
2013	Millbrook	33-0	Chris East	Cap Eight	Briana Day, Millbrook
2014	Myers Park	30-1	Barbara Nelson	Southwestern	Rydeiah Rogers, Myers Park
2015	Myers Park	29-1	Barbara Nelson	Southwestern	Rydeiah Rogers, Myers Park
2016	Millbrook	30-2	Chris East	Cap Eight	Kai Crutchfield, Millbrook
2017	Northwest Guilford	30-2	Darlene Joyner	Piedmont Triad	Elizabeth Kitley, Northwest Guilford
2018	Northwest Guilford	29-2	Darlene Joyner	Piedmont Triad	Elizabeth Kitley, Northwest Guilford
2019	West Forsyth	26-3	Brittany Cox	Central Piedmont	Callie Scheier, West Forsyth
2020*	Zebulon B. Vance	26-5	Donnell Rhyne	I-Meck	No Game
	Southeast Raleigh	27-1	Nicole Meyers	CAP 7	No Game
2021	Zebulon B. Vance	12-0	Donnell Rhyne	I-Meck	Leah Barringer, Vance
2022	Julius Chambers	24-6	Donnell Rhyne	Queen City 3A/4A	Seini Hicks, Chambers
2023	Panther Creek	24-9	Danielle Sullivan	Southwest Wake	Olivia Tucker, Panther Creek

*Cancelled State Championship Games (COVID-19 Pandemic) Co-Champions declared by NCHSAA Board of Directors



3A Women's Championship Coach & Conference



YEAR	SCHOOL	RECORD	HEAD COACH	CONFERENCE	MVP
1977	Bandys	29-0	Bill Bost	Southern District 7	
1978	Enka	29-2	Bill Rucker	Parkway	
1979	Graham	25-2	Don Amos	Mid-State East	
1980	Clyde Erwin	28-2	Jeff Connor	Parkway	
1981	SouthWest Edgecombe	31-0	Sandra Langley	Eastern Carolina	
1982	SouthWest Edgecombe	30-0	Sandra Langley	Eastern Carolina	
1983	Enka	26-3	Susie DeWeese	Mountain Athletic	
1984	North Iredell	28-2	Danny Davis	Western Piedmont	
1985	West Caldwell	26-1	Karen Trivett	Northwestern	
1986	West Caldwell	30-1	Karen Trivett	Big Six	Schonna Banner, West Caldwell
1987	Trinity	23-4	Renee Hayes	Tri-County	Gail White, Trinity
1988	Trinity	25-2	Renee Hayes	Tri-County	LeAnn Kennedy, Trinity
1989	Pisgah	28-4	Tom Nix	Mountain Athletic	Vickie Henson, Pisgah
1990	North Iredell	23-5	Doug Chilton	Foothills	Rhoda Jones, N Iredell
1991	West Henderson	29-1	Jan Stanley	Mountain Athletic	Josie Youngblood, W Henderson
1992	Fred T. Foard	29-1	Brian Brown	Big Six	Kristin Teague, Fred T. Foard
1993	High Point Central	31-0	Kenny Carter	Piedmont Athletic	Tina McNeil, HP Central
1994	West Carteret	28-2	Phyllis Willis	Coastal	Akilah Johnson, W Carteret
1995	Hickory	27-3	David Elder	Western Piedmont	Datishella Byrd, Hickory
1996	SouthW'st Edgecombe	31-0	Sandra Langley	Big Eight	Tynesha Lewis, SW Edgecombe
1997	High Point Central	22-9	Kenny Carter	North Piedmont	Mandy Hall, High Point Central
1998	Hickory	31-1	David Elder	Western Foothills	Shirena James, Hickory
1999	Hickory	32-0	David Elder	Western Foothills	Alicia Abernathy, Hickory
2000	East Henderson	28-2	Mike Pryor	Mountain Athletic	Nicki Fauntleroy, East Henderson
2001	Carver	30-0	Gerald Carter	Piedmont Triad	Porsche Jones, Carver
2002	High Point Central	31-1	Kenny Carter	Tri-County	Leslie Cook, High Point Central
2003	Asheville	29-2	Sonita Gibbs	Mountain Athletic	Tootie Smith, Asheville
2004	Asheville	28-1	Sonita Gibbs	Mountain Athletic	Rashanda McCants, Asheville
2005	Asheville	32-0	Sonita Gibbs	Mountain Athletic	Danielle Burgin, Asheville
2006	Beddingfield	30-0	Debra Pegram	Eastern Carolina	Jacobia Lucas, Beddingfield
2007	Carver	29-3	Gerald Carter	Piedmont Triad	Brittany Strachan, Carver
2008	Concord	31-2	Angela Morton	South Piedmont	Nyshia Hammonds, Comcord
2009	Dudley	30-3	Kris Britton	Triad	Helen Terry, Dudley
2010	Forestview	27-2	Ken Beaty	Big South	Shannon Smith, Forestview
2011	South Central	28-4	Mary Bryan Carlyle	Coastal	Janesha Ebron, South Central
2012	Harding University	26-3	Anthony Jones	MEGA Seven	Abrea Harris, Harding University
2013	Harding University	24-4	Anthony Jones	MEGA Seven	Abrea Harris, Harding University
2014	Chapel Hill	32-0	Sherry Norris	Big Eight	Raziyah Farrington, Chapel Hill
2015	Hickory	27-0	Barbara Helms	Northwestern	Danasia Witherspoon, Hickory
2016	Freedom	32-0	Amber Reddick	Northwestern	Ariyana Williams, Freedom
2017	Northern Guilford	31-1	Kim Furlough	Mid-State	Elissa Cunane, Northern Guilford
2018	Northern Guilford	28-4	Kim Furlough	Mid-State	Kassie Robakiewicz, Northern Guilford
2019	Southeast Guilford	27-3	Rachel Clark	Mid-Piedmont	Kennedi Simmons, Southeast Guilford
2020*	Southeast Guilford	30-1	Rachel Clark	Mid-Piedmont	No Game
	E.E. Smith	31-1	Latanya Hardy	Patriot 3A/4A	No Game
2021	Jesse Carson	19-0	Brooke Stouder	North Piedmont	Carleigh Perry, Carson
2022	Northwood	30-1	Kerri Snipes	Central	Olivia Porter, Northwood
2023	West Rowan	31-0	Ashley Poole	South Piedmont	Tiara Thompson, West Rowan

*Cancelled State Championship Games (COVID-19 Pandemic) Co-Champions declared by NCHSAA Board of Directors



2A Women's Championship Coach & Conference



YEAR	SCHOOL	RECORD	HEAD COACH	CONFERENCE	MVP
1977	Elm City	25-0	Eddie Summerlin	Eastern Plains	
1978	Chatham Central	24-4	Marlin Scott	Central Tar Heel	
1979	Central Davidson	25-5	Gary Ball	Central Carolina	
1980	Union	28-2	Mitchell Naylor	East Waccamaw	
1981	Bandys	28-1	Mike Matheson	Southern District 7	
1982	Bandys	29-2	Mike Matheson	Southern District 7	
1983	Parkwood	30-1	Bobby Lutz	Rocky River	
1984	Southwest Guilford	31-0	Donna Brewer	Central Carolina	
1985	Southwest Guilford	27-3	Tammy Strickland	Central Carolina	
1986	West Davidson	29-1	Roxanne Smith	Central Carolina	Leslie Andrews, West Davidson
1987	Bandys	25-5	Mike Matheson	Southern District 7	Mitzi Yount, Bandys
1988	Bandys	32-1	Mike Matheson	Southern District 7	Mitzi Yount, Bandys
1989	Clinton	27-0	Karen Fox	East Central	Danyel Parker, Clinton
1990	Clinton	24-1	Karen Fox	East Central	Tonya Sampson, Clinton
1991	Madison	25-5	Ricky McDevitt	Western Highlands	Michelle Johnson, Madison
1992	Newton-Conover	27-1	Sylvia White	Southern District 7	Shannon Spencer, Newton-Conover
1993	Monroe	24-5	Tony Byrum	Rocky River	Lavetta Rushing, Monroe
1994	Bandys	29-0	Karen Wimberly	Southern District 7	Tiffany Chappell, Bandys
1995	Ledford	29-3	John Ralls	Central Carolina	Stacey Hinkle, Ledford
1996	Mitchell	27-4	Karen Cook	Western Highlands	Leslie Burleson, Mitchell
1997	Ledford	28-2	John Ralls	Central Carolina	Stacey Hinkle, Ledford
1998	East Duplin	29-0	Jerry Hunter	East Central	Clifeteana McKiver, East Duplin
1999	High Point Central	28-2	Kenny Carter	Central Carolina	Lee Culp, High Point Central
2000	Ledford	30-2	John Ralls	Central Carolina	Lindsay Smith, Ledford
2001	High Point Central	30-0	Kenny Carter	Central Carolina	Velinda Vuncannon, High Pt Central
2002	Ledford	32-0	John Ralls	Central Carolina	Leslie Hinkle, Ledford
2003	Mitchell	25-6	Bruce Wordy	Western Highlands	Emily Paffrath, Mitchell
2004	Salisbury	31-0	Jennifer Shoaf	Central Carolina	Shayla Fields, Salisbury
2005	SouthWest Edgecombe	30-1	Sandra Langley	Eastern Plains	Monique Hudson, SW Edgecombe
2006	Farmville Central	26-3	Denitra Hayes	Eastern Plains	Megan Zullo, Farmville Central
2007	Smoky Mountain	30-1	Cindi Simmons	Western Athletic	Cetera DeGraffenreid, Smoky Mtn
2008	East Davidson	28-4	Terry Allmon	Central Carolina	Anna Freeman, East Davidson
2009	Salisbury	29-3	Andrew Mitchell	Central Carolina	Shanequa Phifer, Salisbury
2010	Salisbury	29-0	Andrew Mitchell	Central Carolina	Shanequa Phifer, Salisbury
2011	Salisbury	27-1	Christopher McNeil	Central Carolina	Brielle Blair, Salisbury
2012	Jordan-Matthews	31-0	Jeff Stutts	Mid-State	Mylia Garner, Jordan-Matthews
2013	Kinston	27-4	Hubert Quinerly	Eastern Plains	Lydia Rivers, Kinston
2014	T.W. Andrews	25-5	John Shearin	PAC-6	Imani Watkins, T.W. Andrews
2015	Wilkes Central	26-4	Scott Waugh	Mountain Valley	Laken Blackburn, Wilkes Central
2016	North Pitt	31-1	Yolanda Bowden	Eastern Plains	Nyjanique Langley, North Pitt
2017	Clinton	30-2	Chris Owens	Four County	Mikayla Boykin, Clinton
2018	North Pitt	26-5	William Knight	Eastern Plains	Nyjanique Langley, North Pitt
2019	Mountain Heritage	29-0	Susie Shelton	Western Highlands	Hannah Tipton, Mountain Heritage
2020*	Newton-Conover	29-2	Sylvia White	South Fork	No Game
	Farmville Central	25-3	Hollis Harper	Eastern Plains	No Game
2021	Shelby	18-0	Scooter Lawrence	Southwestern	Maraja Pass, Shelby
2022	Salisbury	28-1	Lakai Brice	Central Carolina 1A/2A	Kyla Bryant, Salisbury
2023	Salisbury	27-3	Lakai Brice	Central Carolina 1A/2A	Icesis Nwafor, Salisbury

*Cancelled State Championship Games (COVID-19 Pandemic) Co-Champions declared by NCHSAA Board of Directors



1A Women's Championship Coach & Conference



YEAR	SCHOOL	RECORD	HEAD COACH	CONFERENCE	MVP
1977	Andrews	29-0	Ken Solesbee	Smoky Mountain	
1978	John Wilkinson	26-0	Doug Barnes	Beaufort-Hyde-Martin	
1979	John Wilkinson	24-5	Charlotte Lathom	Beaufort-Hyde-Martin	
1980	Parkton	28-0	Debbie Madden	Cape Fear	
1981	Chocowinity	29-0	Larry Knox	Tobacco Belt	
1982	Hiwassee Dam	30-1	Walter Clonts	Smoky Mountain	
1983	E. NC School for Deaf	20-5	James Lamm	Carolina	
1984	Orrum	29-0	Mike Cafaro	Tri-County	
1985	Orrum	30-0	Mike Cafaro	Tri-County	
1986	Chatham Central	28-3	Gerald Binkley	Central Tar Heel	Tracy McIver, Chatham Central
1987	Hendersonville	25-4	Jack Johnson	Appalachian	Andrea Carter, Hendersonville
1988	Hayesville	31-0	Darryl McClure	Smoky Mountain	Alice Calder, Hayesville
1989	Hayesville	27-2	Darryl McClure	Smoky Mountain	Lori Powell, Hayesville
1990	Hayesville	25-4	Darryl McClure	Smoky Mountain	Christy Cagle, Hayesville
1991	Hayesville	28-1	Darryl McClure	Smoky Mountain	Christy Cagle, Hayesville
1992	Hayesville	27-2	Darryl McClure	Smoky Mountain	Laura Cottrell, Hayesville
1993	Hayesville	28-2	Darryl McClure	Smoky Mountain	Beth Hall, Hayesville
1994	Lakewood	26-2	Thomas Best	Carolina	Chasity Melvin, Lakewood
1995	Murphy	22-2	Cissy Dyer	Smoky Mountain	Kristy Kent, Murphy
1996	Cherokee	22-7	Keith Pinnix	Smoky Mountain	Peaches Squirrel, Cherokee
1997	Murphy	27-2	Cissy Dyer	Smoky Mountain	Tabitha Kephart, Murphy
1998	Union	28-0	Julie Hunter	Three Rivers	April Cromartie, Union
1999	Chatham Central	30-1	Gerald Binkley	Central Tar Heel	Crissy Marsh, Chatham Central
2000	Chatham Central	25-4	Gerald Binkley	Central Tar Heel	Randi Jo Kivett, Chatham Central
2001	East Surry	28-3	Robert Smith	Northwest	Kelley Karns, East Surry
2002	Thomasville	28-3	Eric Rader	Yadkin Valley	Erin Crowder, Thomasville
2003	Thomasville	32-0	Eric Rader	Yadkin Valley	Erin Crowder, Thomasville
2004	Thomasville	30-1	Eric Rader	Yadkin Valley	Charnette Davis, Thomasville
2005	Thomasville	32-0	Eric Rader	Yadkin Valley	Wudi Alford, Thomasville
2006	Bishop McGuinness	31-0	Brian Robinson	Northwest	Katheryn Lyons, Bishop
2007	Bishop McGuinness	32-1	Brian Robinson	Northwest	Erinn Thompson, Bishop
2008	Bishop McGuinness	26-6	Brian Robinson	Northwest	Erinn Thompson, Bishop
2009	Bishop McGuinness	29-4	Brian Robinson	Northwest	Megan Buckland, Bishop
2010	Bishop McGuinness	23-7	Brian Robinson	Northwest	Megan Buckland, Bishop
2011	Bishop McGuinness	26-6	Brian Robinson	Northwest	Megan Buckland, Bishop
2012	Bishop McGuinness	27-5	Brian Robinson	Northwest	Sammi Goldsmith, Bishop
2013	Bishop McGuinness	25-7	Brian Robinson	Northwest	Julia Brown, Bishop
2014	Bishop McGuinness	29-4	Brian Robinson	Northwest	Julia Brown, Bishop
2015	Winston-Salem Prep	24-3	Eugene Love	Northwest	Dominique Claytor, W-Salem Prep
2016	Winston-Salem Prep	28-3	Eugene Love	Northwest	Jada Craig, Winston-Salem Prep
2017	Mount Airy	29-2	Angela Mayfield	Northwest	Jo Snow, Mount Airy
2018	Mount Airy	27-2	Angela Mayfield	Northwest	Jo Snow, Mount Airy
2019	Pamlico County	29-2	April Rose	Coastal Plains	Jainaya Jones, Pamlico County
2020*	Murphy	30-0	Ray Gutierrez	Big Smoky Mountain	No Game
	Weldon	27-1	Grady Williams	Tar Roanoke	No Game
2021	Murphy	16-2	Ray Gutierrez	Big Smoky Mountain	Torin Rogers, Murphy
2022	Bishop McGuinness	25-6	Brian Robinson	Northwest Piedmont	Charley Chappell, Bishop McGuinness
2023	Bishop McGuinness	28-4	Brian Robinson	Northwest Piedmont	Charley Chappell, Bishop McGuinness

*Cancelled State Championship Games (COVID-19 Pandemic) Co-Champions declared by NCHSAA Board of Directors



WOMEN'S STATE CHAMPIONSHIP APPEARANCES



CLASS	SCHOOL	APP	W	L	%	LAST	CLASS	SCHOOL	APP	W	L	%	LAST
1A	Andrews	1	1	0	1.000	1977	1A	Hiwassee Dam	3	1	2	.333	1983
2A	Andrews, T.W.	1	1	0	1.000	2014	1A	Hobbs	1	0	1	.000	1988
4A	Apex	1	0	1	.000	2006	4A	Hunter Huss	1	0	1	.000	1983
4A	Apex Friendship	1	0	1	.000	2022	3A	Jacksonville	1	0	1	.000	2018
3A	Asheboro	1	0	1	.000	2021	2A	Jordan-Matthews	1	1	0	1.000	2012
4A, 3A	Asheville	4	4	0	1.000	2005	2A	Kinston	2	1	1	.500	2015
2A	Bandys	7	6	1	.857	2014	4A	Lake Norman	1	0	1	.000	2023
3A	Beddingfield	2	1	1	.500	2008	1A	Lakewood	1	1	0	1.000	1994
1A	Bertie	1	0	1	.000	2022	2A	Ledford	5	4	1	.800	2002
1A	Bishop McGuinness	11	11	0	1.000	2023	2A	Louisburg	1	0	1	.000	1981
4A	Broughton	4	3	1	.750	2005	4A	Lumberton	2	1	1	.500	2002
2A	Bunker Hill	1	0	1	.000	1989	2A	Madison	1	1	0	1.000	1991
3A	Burns	1	0	1	.000	1978	1A	Mattamuskeet	1	0	1	.000	1993
4A	Butler	1	1	0	1.000	2010	4A	McDowell	4	1	3	.250	2004
	Carson, Jesse	1	1	0	1.000	2021	1A	Midway	2	0	2	.000	2002
3A	Carver	3	2	1	.667	2007	4A	Millbrook	4	3	1	.750	2016
4A	Cary	2	1	1	.500	1993	2A	Mitchell	1	1	0	1.000	1996
2A	Central Davidson	1	1	0	1.000	1979	2A	Monroe	1	1	0	1.000	1993
4A	Chambers (Char.Vance)	4	4	0	1.000	2022	3A	Morehead, John M.	1	0	1	.000	1999
4A, 3A	Chapel Hill	4	2	2	.500	2015	1A	Mount Airy	2	2	0	1.000	2018
1A	Chatham Central	5	4	1	.800	2000	3A, 2A	Mountain Heritage	2	1	1	.500	2019
1A	Chatham Charter	1	0	1	.000	2023	1A	Murphy	5	4	1	.800	2021
4A	Charlotte Catholic	1	0	0	.000	2024	4A	Myers Park	2	2	0	1.000	2015
1A	Cherokee	3	1	1	.500	2024	2A	Newton-Conover	3	2	1	.667	2020
1A	Chocowinity	3	1	2	.333	1989	3A	North Buncombe	1	0	1	.000	1996
1A	Clarkton	1	0	1	.000	1979	4A	North Forsyth	1	0	1	.000	1997
2A	Clinton	5	3	2	.600	2017	3A	North Iredell	4	2	2	.500	1993
3A	Concord	1	1	0	1.000	2008	4A	North Mecklenburg	1	1	0	1.000	1986
3A	Conley, D. H.	2	0	2	.000	1989	O, 2A	North Pitt	4	3	0	1.000	2024
3A	Cuthbertson	1	0	1	.000	2019	2A	North Surry	1	0	1	.000	2017
3A	Crest	1	0	1	.000	1982	2A	North Wilkes	1	0	1	.000	2018
3A	Davie County	1	0	1	.000	1979	4A	Northern Durham	1	0	1	.000	2005
2A	Dixon	1	0	1	.000	1979	3A	Northern Guilford	3	2	1	.667	2018
3A	Dudley, James B.	1	1	0	1.000	2009	4A	Northern Nash	2	1	1	.500	1998
1A, 2A	East Bladen	4	0	4	.000	2011	2A	Northside	1	0	1	.000	1996
2A	East Burke	1	0	0	.000	2024	4A	Northwest Guilford	3	2	1	.667	2018
1A	East Columbus	1	0	0	.000	2024	3A	Northwood	1	1	0	1.000	2022
2A	East Davidson	2	1	1	.500	2016	1A	Orrum	3	2	1	.667	1985
2A	East Duplin	2	1	1	.500	1998	3A	Owen, Charles D.	1	0	1	.000	1977
3A	East Henderson	2	1	1	.500	2000	4A	Page	2	0	2	.000	2013
3A	East Lincoln	1	1	0	1.000	1973	1A	Pamlico	3	1	2	.333	2019
2A	East Rutherford	1	0	1	.000	2005	4A	Panther Creek	1	1	0	1.000	2023
1A	East Surry	2	1	1	.500	2019	1A	Parkton	1	1	0	1.000	1980
4A	East Wake	2	1	1	.500	2001	2A	Parkwood	1	1	0	1.000	1983
2A	Eastern Alamance	1	0	1	.000	2001	1A	Pender	1	0	1	.000	2008
1A	E NC School for Deaf	1	1	0	1.000	1983	1A	Perquimans	1	0	1	.000	2001
1A	Edneyville	2	0	2	.000	1985	4A	Person	1	0	1	.000	1995
2A	Elm City	1	1	0	1.000	1977	4A	Pine Forest	1	0	1	.000	1986
3A	Enka	3	2	1	.667	2022	4A	Pinecrest	3	2	1	.667	1992
3A	Erwin, Clyde	1	1	0	1.000	1980	3A, 2A	Pisgah	2	1	1	.500	2013
2A, 1A	Farmville Central	9	2	7	.222	2022	1A	Plymouth	1	0	1	.000	2016
3A, 4A	Fike	3	1	2	.333	1998	1A	Princeton	4	0	4	.000	2021
3A	Foard, Fred T.	4	2	2	.500	2006	3A	Ragsdale	2	0	2	.000	1975
3A	Forestview	2	1	1	.500	2010	1A	Red Springs	2	0	2	.000	2003
2A	Franklinton	1	0	1	.000	1993	4A	Reid Ross	1	1	0	1.000	1984
4A, 3A	Freedom	7	5	2	.714	2016	4A	Reynolds, A. C.	2	2	0	1.000	2000
4A	Garner	3	1	2	.333	2021	4A	Richmond Senior	1	0	1	.000	1989
1A	Gates County	1	0	1	.000	1987	1A	River Mill Academy	1	0	1	.000	2013
4A	Goldsboro	2	2	0	1.000	1982	1A	Riverside (Martin)	2	0	2	.000	2015
3A, 2A	Graham	5	1	4	.200	2009	1A	Roanoke	2	0	2	.000	2000
4A	Green Hope	1	0	1	.000	2010	3A	Roberson, T.C.	1	0	1	.000	2001
4A	Grimsley	1	0	1	.000	2007	3A	Rockingham County	2	0	2	.000	2003
3A	Harding University	2	2	0	1.000	2013	3A	Rocky Mount	1	0	1	.000	2023
3A	Harnett Central	1	0	1	.000	1991	4A	Rolesville	1	0	0	.000	2024
1A	Hayesville	7	6	1	.857	1993	2A	Salisbury	7	6	1	.857	2023
1A	Hendersonville	1	1	0	1.000	1987	4A	Sanford, Terry	4	0	3	.000	2024
4A, 3A	Hickory	7	4	3	.571	2015	2A	Seaforth	1	0	1	.000	2023
3A	Hickory Ridge	1	0	1	.000	2017	4A	Scotland	1	0	1	.000	1980
2,3, 4	High Point Central	8	5	3	.625	2005	4A	Seventy-First	2	2	0	1.000	2004
4A	Hillside	2	1	1	.500	2009	2A	Shelby	1	1	0	1.000	2021



WOMEN'S STATE CHAMPIONSHIP APPEARANCES

CLASS	SCHOOL	APP	W	L	%	LAST	CLASS	SCHOOL	APP	W	L	%	LAST
4A	Smith, Ben L.	1	0	1	.000	1984	3A	Trinity	2	2	0	1.000	1988
3A	Smith, E.E.	1	1	0	1.000	2020	1A, 2A	Union	5	2	3	.400	1998
3A	Smoky Mountain	2	1	1	.500	2007	2A	Union Pines	1	1	0	1.000	1976
3A	South Central	2	1	1	.500	2011	4A	Vance (Charlotte)	1	1	0	1.000	2003
3A	South Johnston	1	1	0	1.000	1974	3A	Walter Williams	1	0	1	.000	2012
4A	South Mecklenburg	1	1	0	1.000	2006	1A	Weldon	2	1	1	.500	2020
2A	South Robeson	3	0	3	.000	1986	3A	West Caldwell	2	2	0	1.000	1986
4A	South View	1	1	0	1.000	2007	3A	West Carteret	1	1	0	1.000	1994
3A	Southeast Guilford	2	2	0	1.000	2020	4A	West Charlotte	2	1	1	.500	2009
1A	Southeast Halifax	1	0	1	.000	2006	2A	West Davidson	1	1	0	1.000	1986
4A	Southeast Raleigh	7	2	5	.286	2020	4A	West Forsyth	2	1	1	.500	2019
3A	Southern Durham	1	0	1	.000	2004	3A	West Henderson	1	1	0	1.000	1991
2A	Southern Vance	1	0	1	.000	2004	2A	West Montgomery	2	0	2	.000	1980
4A	Southern Wayne	1	0	1	.000	1977	3A	West Rowan	2	1	0	1.000	2024
1A	Southside	1	0	1	.000	2012	2A	Western Alamance	1	0	1	.000	2000
3A, 2A	SW Edgecombe	8	4	4	.500	2007	2A	Western Guilford	1	0	1	.000	1994
1A	Southwest Onslow	1	0	1	.000	2011	4A	Westover	2	1	1	.500	2008
2A, 4A	Southwest Guilford	4	3	1	.750	2011	2A	Wilkes Central	2	1	1	.500	2015
2A	St. Pauls	2	0	2	.000	1999	1A	Wilkinson, John A.	2	2	0	1.000	1979
1A	Tabor City	2	0	2	.000	1991	2A, 1A	Williamston	3	0	3	.000	2010
3A, 2A	Tarboro	2	0	2	.000	2002	1A	Winston-Salem Prep	2	2	0	1.000	2016
1A	Thomasville	4	4	0	1.000	2005							



MEN'S EASTERN REGIONAL CHAMPIONS



YEAR	A	AA	AAA	AAAA
1981	Pantego	Bunn	C.E. Jordan	Rocky Mount
1982	John Wilkinson	Union	Warren County	Rocky Mount
1983	Stoneville	Fairmont	Graham	Goldsboro
1984	Cape Hatteras	Hobbs	East Bladen	Ralph L. Fike
1985	Clarkton	Whiteville	West Carteret	E.E. Smith
1986	Currituck	Ayden-Grifton	West Craven	Broughton
1987	North Duplin	Farmville Central	D.H. Conley	Chapel Hill
1988	St. Pauls	Pender	Bartlett Yancey	Richmond Senior
1989	North Duplin	Farmville Central	Southern Alamance	Ralph L. Fike
1990	Bladenboro	Farmville Central	D.H. Conley	Ralph L. Fike
1991	St. Pauls	Ayden-Grifton	Eastern Alamance	East Wake
1992	Bladenboro	Ayden-Grifton	J.M. Morehead	Kinston
1993	Jones	Farmville Central	J.M. Morehead	South View
1994	Williamston	Fairmont	Reidsville	Cary (vacated)
1995	Williamston	Whiteville	Wake Forest-Rolesville	Cary
1996	Roanoke	Southwest Guilford	Walter Williams	Richmond Senior
1997	Roanoke	Wallace-Rose Hill	East Chapel Hill	Richmond Senior
1998	Bunn	Wallace-Rose Hill	Goldsboro	Pine Forest
1999	Bunn	Whiteville	Parkland	E.A. Laney
2000	Midway	Whiteville	Dudley	Seventy-First
2001	Northside	East Bladen	Kinston	Leesville Road
2002	Plymouth	North Pitt	Parkland	Seventy-First
2003	Perquimans	West Columbus	Goldsboro	Lee Senior
2004	Weldon	East Bladen	Dudley	Wakefield
2005	North Johnston	Warren County	Dudley	Westover
2006	Wallace-Rose Hill	Cummings	Dudley	Wakefield
2007	North Edgecombe	Cummings	Kinston	New Hanover
2008	Pamlico	West Bladen	Kinston	Apex
2009	Weldon	Northwood	Northern Guilford (vacated)	Terry Sanford
2010	Goldsboro	Kinston	Rocky Mount	Terry Sanford
2011	Pender	Northwood	South Central	Millbrook
2012	Plymouth	Kinston	Rocky Mount	New Hanover
2013	Rocky Mount Prep	Kinston	J.F. Webb	Broughton
2014	East Carteret	Kinston	Hunt	Apex
2015	East Carteret	Kinston	Terry Sanford	Garner Magnet
2016	Voyager Academy	Farmville Central	Terry Sanford	Cary
2017	Kestrel Heights	Northside-Jacksonville	Eastern Guilford	Leesville Road
2018	Pamlico County	Greene Central	Northside-Jacksonville	Heritage
2019	Henderson Collegiate	Farmville Central	Walter M. Williams	South Central
2020	Henderson Collegiate	Farmville Central	Westover	Lumberton
2021	Wilson Prep	Farmville Central	Northwood	Millbrook
2022	Chatham Charter	Farmville Central	Seventy-First	Panther Creek
2023	Wilson Prep	Farmville Central	Northwood	Richmond
2024	Wilson Prep	Farmville Central	Seventy-First	New Hanover



MEN'S WESTERN REGIONAL CHAMPIONS



YEAR	A	AA	AAA	AAAA
1981	Tryon	Bandys	R-S Central	Chapel Hill
1982	Tryon	Bandys	Charles D. Owen	Chapel Hill
1983	Cullowhee	West Montgomery	A.L. Brown	Page
1984	Edneyville	West Davidson	West Caldwell	Person
1985	Edneyville	Cherryville	Statesville	Hunter Huss
1986	Orrum	North Rowan	R-S Central	West Charlotte
1987	Hendersonville	Salisbury	North Gaston	North Mecklenburg
1988	Rosman	Lexington	North Surry	A.C. Reynolds
1989	East Montgomery	Bunker Hill	North Surry	Garinger
1990	Hendersonville	Ledford	West Henderson	West Charlotte
1991	Cherokee	Bessemer City	T.C. Roberson	West Charlotte
1992	Hendersonville	Ledford	West Henderson	West Charlotte
1993	Polk County	Monroe	Kings Mountain	Page
1994	Bladenboro	West Caldwell	Parkland	Freedom
1995	Jordan-Matthews	Lexington	T.W. Andrews	Ben L. Smith
1996	Jordan-Matthews	Thomasville	Hickory	Dudley
1997	Hayesville	West Rowan	Hickory	Independence
1998	Thomasville	North Stanly	T.C. Roberson	Freedom
1999	Cummings	West Caldwell	West Rowan	West Charlotte
2000	Thomasville	Northwood	Central Cabarrus	R.J. Reynolds
2001	Cummings	Lexington	T.W. Andrews	R.J. Reynolds
2002	Mount Airy	Cummings	West Rowan	R.J. Reynolds
2003	Thomasville	Reidsville	West Rowan	Zebulon B. Vance
2004	Hayesville	Cummings	Trinity	R.J. Reynolds
2005	Hayesville	Pisgah	Crest	North Mecklenburg
2006	North Stokes	Cummings	Concord	North Mecklenburg
2007	Thomasville	Starmount	Concord	Zebulon B. Vance
2008	Winston-Salem Prep	Pisgah	Trinity	East Mecklenburg
2009	Bishop McGuinness	Shelby	Forestview	Mount Tabor
2010	Monroe	West Caldwell	Concord	Lake Norman
2011	North Rowan	East Rutherford	Hunter Huss	West Charlotte
2012	Winston-Salem Prep	Cuthbertson	Hickory	West Charlotte
2013	Winston-Salem Prep	Cuthbertson	Statesville	Olympic
2014	Winston-Salem Prep	North Rowan	Freedom	Lake Norman
2015	Winston-Salem Prep	East Lincoln	Ashbrook	Ardrey Kell
2016	Winston-Salem Prep	East Lincoln	Jay M. Robinson	Charlotte Catholic
2017	Lincoln Charter	North Surry	Cox Mill	Southwest Guilford
2018	Winston-Salem Prep	Forest Hills	Cox Mill	Independence
2019	Bishop McGuinness	Forest Hills	Southwest Guilford	West Charlotte
2020	Winston-Salem Prep	Shelby	Freedom	North Mecklenburg
2021	Lincoln Charter	Hendersonville	Weddington	Ardrey Kell
2022	Hayesville	J.M. Robinson	West Charlotte	Weddington
2023	Eastern Randolph	Reidsville	Central Cabarrus	Myers Park
2024	Corvian Community	Reidsville	Central Cabarrus	North Mecklenburg



WOMEN'S EASTERN REGIONAL CHAMPIONS



YEAR	A	AA	AAA	AAAA
1981	Chocowinity	Louisburg	SouthWest Edgecombe	Cary
1982	Chocowinity	Union	SouthWest Edgecombe	Goldsboro
1983	Eastern NC School for Deaf	Orrum	D.H. Conley	Broughton
1984	Orrum	South Robeson	SouthWest Edgecombe	Reid Ross
1985	Orrum	South Robeson	Farmville Central	Broughton
1986	Princeton	South Robeson	SouthWest Edgecombe	Pine Forest
1987	Gates County	Clinton	Trinity	Westover
1988	Hobbs	Clinton	Trinity	Vance
1989	Chocowinity	Clinton	D.H. Conley	Richmond Senior
1990	Tabor City	Clinton	Tarboro	Broughton
1991	Tabor City	East Duplin	Harnett Central	Pinecrest
1992	Midway	Farmville Central	High Point Central	Pinecrest
1993	Mattamuskeet	Franklinton	High Point Central	Cary
1994	Lakewood	Western Guilford	West Carteret	Terry Sanford
1995	Williamston	Southwest Guilford	SouthWest Edgecombe	Person
1996	Roanoke	Northside	SouthWest Edgecombe	Terry Sanford
1997	Union	St. Pauls	Ralph L. Fike	East Wake
1998	Union	East Duplin	Ralph L. Fike	Northern Nash
1999	Red Springs	St. Pauls	John M. Morehead	Southeast Raleigh
2000	Roanoke	Western Alamance	Carver	Terry Sanford
2001	Perquimans	Eastern Alamance	Carver	East Wake
2002	Midway	Tarboro	Rockingham County	Lumberton
2003	Farmville Central	Red Springs	Rockingham County	Seventy-First
2004	Farmville Central	Southern Vance	Southern Durham	Seventy-First
2005	Weldon	SouthWest Edgecombe	High Point Central	Broughton
2006	Southeast Halifax	Farmville Central	Beddingfield	Apex
2007	East Bladen	Graham	SouthWest Edgecombe	South View
2008	Pender	Graham	Beddingfield	Westover
2009	East Bladen	Graham	Dudley	Hillside
2010	Williamston	East Bladen	South Central	Green Hope
2011	Southwest Onslow	East Bladen	South Central	Millbrook
2012	Southside	Jordan Matthews	Walter Williams	Millbrook
2013	River Mill Academy	Kinston	Chapel Hill	Millbrook
2014	Riverside (Martin)	T.W. Andrews	Chapel Hill	Southeast Raleigh
2015	Riverside (Martin)	Kinston	Chapel Hill	Southeast Raleigh
2016	Plymouth	North Pitt	Northern Guilford	Millbrook
2017	Pamlico County	Clinton	Northern Guilford	Southeast Raleigh
2018	Pamlico County	North Pitt	Jacksonville	Southeast Raleigh
2019	Pamlico County	Farmville Central	Southeast Guilford	Southeast Raleigh
2020	Weldon	Farmville Central	E.E. Smith	Southeast Raleigh
2021	Princeton	Farmville Central	Asheboro	Garner
2022	Bertie	Farmville Central	Northwood	Apex Friendship
2023	Chatham Charter	Seaforth	Rocky Mount	Panther Creek
2024	East Columbus	North Pitt	Terry Sanford	Charlotte Catholic



WOMEN'S WESTERN REGIONAL CHAMPIONS



YEAR	A	AA	AAA	AAAA
1981	Hiwassee Dam	Bandys	Mountain Heritage	Chapel Hill
1982	Hiwassee Dam	Bandys	Crest	Page
1983	Hiwassee Dam	Parkwood	Enka	Hunter Huss
1984	Edneyville	Southwest Guilford	North Iredell	Ben L. Smith
1985	Edneyville	Southwest Guilford	West Caldwell	High Point Central
1986	Chatham Central	West Davidson	West Caldwell	North Mecklenburg
1987	Hendersonville	Bandys	North Iredell	Asheville
1988	Hayesville	Bandys	East Henderson	Freedom
1989	Hayesville	Bunker Hill	Pisgah	Freedom
1990	Hayesville	Newton-Conover	North Iredell	A.C. Reynolds
1991	Hayesville	Madison	West Henderson	McDowell
1992	Hayesville	Newton-Conover	Fred T. Foard	Hickory
1993	Hayesville	Monroe	North Iredell	Freedom
1994	Murphy	Bandys	Smoky Mountain	Freedom
1995	Murphy	Ledford	Hickory	Freedom
1996	Cherokee	Mitchell	North Buncombe	Hillside
1997	Murphy	Ledford	High Point Central	North Forsyth
1998	Cherokee	Ledford	Hickory	McDowell
1999	Chatham Central	High Point Central	Hickory	McDowell
2000	Chatham Central	Ledford	East Henderson	A.C. Reynolds
2001	East Surry	High Point Central	T.W. Andrews	Lumberton
2002	Thomasville	Ledford	High Point Central	Freedom
2003	Thomasville	Mitchell	Asheville	Vance
2004	Thomasville	Salisbury	Asheville	McDowell
2005	Thomasville	East Rutherford	Asheville	Northern Durham
2006	Bishop McGuinness	Salisbury	Fred T. Foard	South Mecklenburg
2007	Bishop McGuinness	Smoky Mountain	Carver	Grimsley
2008	Bishop McGuinness	East Davidson	Concord	West Charlotte
2009	Bishop McGuinness	Salisbury	Forestview	West Charlotte
2010	Bishop McGuinness	Salisbury	Forestview	David Butler
2011	Bishop McGuinness	Salisbury	Hickory	Southwest Guilford
2012	Bishop McGuinness	Wilkes Central	Harding University	West Forsyth
2013	Bishop McGuinness	Pisgah	Harding University	Page
2014	Bishop McGuinness	Bandys	Hickory	Myers Park
2015	Winston-Salem Prep	Wilkes Central	Hickory	Myers Park
2016	Winston-Salem Prep	East Davidson	Freedom	Northwest Guilford
2017	Mount Airy	North Surry	Hickory Ridge	Northwest Guilford
2018	Mount Airy	North Wilkes	Northern Guilford	Northwest Guilford
2019	East Surry	Mountain Heritage	Cuthbertson	West Forsyth
2020	Murphy	Newton-Conover	Southeast Guilford	Zebulon B. Vance
2021	Murphy	Shelby	Carson	Zebulon B. Vance
2022	Bishop McGuinness	Salisbury	Enka	Julius Chambers
2023	Bishop McGuinness	Salisbury	West Rowan	Lake Norman
2024	Cherokee	East Burke	West Rowan	Rolesville



MEN'S EASTERN REGIONAL RECORDS



TEAM

Most points, game:	104, Raleigh Millbrook vs. Seventy-First	'15 4-A semi
	99, Fayetteville Westover vs. New Hanover	'05 4-A final
	97, Eden Morehead vs. North Lenoir	'93 3-A semi
Most points, losing team:	93, North Lenoir vs. Eden Morehead	'93 3-A final
Most points, two teams:	190, Eden Morehead (97), North Lenoir (93)	'93 3-A semi
Fewest points, one team:	21, East Duplin vs. Northwood	'09 2-A final
Fewest points, both teams:	70, Terry Sanford (36), Jack Britt (34)	'09 4-A final
Longest game:	40T, Southwest Guilford 70, Ayden-Grifton 69	'96 2-A semi
	30T, White Oak 81, Wake Forest-Rolesville 79	'97 3-A semi
	53, Millbrook vs. Seventy-First	'15 4-A semi
Most free throws attempted, One team:		
Most free throws attempted, Both teams:	100, Millbrook (53) vs. Seventy-First (47)	'15 4-A semi

INDIVIDUAL SCORING

46	Harry Burrus	Mattamuskeet vs. Acme-Delco	'84 1-A semi
42	Bradley Blue	Midway vs. Pamlico	'00 1-A semi
41	Joseph Thompson	Whiteville vs. North Lenoir	'03 2-A semi
40	Eric Maynor	Westover vs. New Hanover	'05 4-A final
40	Eric Hicks	Greensboro Dudley vs. Winston-Salem Parkland	'02 3-A final
40	David Gray	Garner vs. Pine Forest	'98 4-A semi
39	Dominique Graves	Eastern Guilford vs. Northside-Jacksonville	'18 4A Final
37	Tashawn Mabry	Rocky Mount vs. NE Guilford	'10 3-A semi
37	William Massenburg	Wake Forest-Rolesville vs. Ayden-Grifton	'86 2-A semi
36	Eric Hicks	Greensboro Dudley vs. Jacksonville White Oak	'02 3-A semi
36	Gary Clark	Clayton vs. Apex	'14 4-A semi
35	Chris Wilson	Terry Sanford vs. New Hanover	'10 4-A semi
34	Tony Dawson	Kinston vs. Wilmington Laney	'85 4-A semi
34	Marvin Smith	Ayden-Grifton vs. Whiteville	'86 2-A final
34	Travis Parker	North Pitt vs East Bladen	'02 2-A semi
34	Ray Bristow	Winston-Salem Parkland vs. Greensboro Dudley	'02 3-A final
33	David Shaffer	Durham Jordan vs. Burlington Cummings	'81 3-A final
33	Gary Mattison	Raleigh Broughton vs. Wilson Beddingfield	'86 4-A semi
33	Robert Brickey	Fayetteville E.E. Smith vs. Kinston	'85 4-A final
33	William Jones	Cape Hatteras vs. Acme-Delco	'84 1-A final
33	Brandon Cater	Plymouth vs. Wallace-Rose Hill	'03 1-A semi
33	Carl McCray	Plymouth vs. Rocky Mount Prep	'12 1-A final

REBOUNDING

30	Harry Burrus	Mattamuskeet vs. Acme-Delco	'84 1-A semi
----	--------------	-----------------------------	--------------

FIELD GOALS MADE

21	Harry Burrus	Mattamuskeet vs. Acme-Delco	'84 1-A semi
----	--------------	-----------------------------	--------------

FREE THROWS

Game: 17 of 19,	Jacque Brown (East Carteret) vs. Weldon	'15 1-A semi
16 of 21,	Eric Hicks (Greensboro Dudley) vs. Parkland	'02 3-A final
14 of 15,	Tashawn Mabry (Rocky mount) vs. NE Guilford	'10 3-A semi
14 of 15,	Devonte Graham (Broughton) vs. Seventy-First	'13 4-A final
13 of 14,	Chris Wilson (Terry Sanford) vs. New Hanover	'10 4-A semi



WOMEN'S EASTERN REGIONAL RECORDS



TEAM

TEAM		
Most points, game:	95, Roxboro Person vs. Fayetteville Terry Sanford	'95 4-A semi
Most points, two teams:	172, Roxboro Person (95), Terry Sanford (77)	'95 4-A semi
Most points, losing team:	77, Fayetteville Terry Sanford vs. Roxboro Person	'95 4-A semi
Longest game:	20T, Princeton (61), Belhaven Wilkinson (59)	'86 1-A semi
	20T, Chapel Hill (67), Northern Guilford (65)	'13 3-A semi
Fewest points, quarter	0, Southeast Raleigh (30) vs. Terry Sanford (46)	'00 4-A semi
Fewest points, game:	26, Southeast Raleigh vs. Millbrook	'11 4-A semi
Fewest points, two teams:	59, Millbrook (33), Southeast Raleigh (26)	'11 4-A semi

INDIVIDUAL SCORING

52	Shea Ralph	Terry Sanford vs. Person	'95 4-A semi
50	Grace Hunter	Athens Drive vs. Southeast Raleigh	'15 4-A semi
42	Katisha Hyman	Southside vs. Lakewood	'12 1-A final
41	Nyjanique Langley	North Pitt vs. Kinston	'18 2-A final
40	Katie Paschal	Williamston vs. South Robeson	'10 1-A final
40	Kaila Ballard	Gates County vs. Rosewood	'15 1-A semi
38	Jasmine Newkirk	Broughton vs. Westover	'05 4-A semi
36	Joyce Byrd	Apex vs. Tarboro	'84 3-A semi
36	Chatori Major	Lejeune vs. East Columbus	'13 1-A semi
35	Jamie Cherry	West Craven vs. Northern Nash	'14 3-A semi
35	Angela Buie	Lee Senior vs. Wilmington Ashley	'03 4-A semi
33	Bridget Jenkins	SouthWest Edgecombe vs. Northeast Guilford	'82 3-A semi
33	Pam Rawlings	Princeton vs. Orrum	'95 1-A final
32	Kim Taylor	Rocky Mount vs. Goldsboro	'83 4-A semi
32	Lisa Turner	Weldon vs. Harnett Central	'82 3-A semi
32	Tisha Dixon	Kinston vs. Graham	'11 2-A semi

Most field goals:	20, Shea Ralph, Fayetteville Terry Sanford (vs. Person, 1995 4-A final)
Field goal percentage:	81.8, 10 of 11, Jasmine Newkirk, Broughton (vs. Westover, 2005 4-A semifinal)
Free throws made:	21, Nyjanique Langley, North Pitt (vs. Kinston, 2018 2-A final) 16, Katie Paschal, Williamston (vs. South Robeson, 2010 1-A final)
Free throws attempted:	25, Nyjanique Langley, North Pitt (vs. Kinston, 2018 2-A final) 22, Grace Hunter, Athens Drive (vs. Southeast Raleigh, 2015 4-A semifinal) 20, Katie Paschal, Williamston (vs. South Robeson, 2010 1-A final)



MEN'S WESTERN REGIONAL RECORDS



TEAM

Most points, game:	100, Winston-Salem Parkland vs. Concord (94)	'94 3-A final
	100, Kernersville Glenn vs. Hickory (96)	'08 3-A semi
Most points, losing team:	97, North Mecklenburg vs. A.C.Reynolds (98)	'88 4-A semi
Most points, two teams:	196, Glenn 100, Hickory 96	'08 3-A semi
	195, A.C.Reynolds 98, North Mecklenburg 97	'88 4-A semi
Longest game:	three overtimes, Polk 76, East Wilkes 74	'92 1-A semi
	three overtimes, Glenn 100, Hickory 96	'08 3-A semi
Fewest points, one team:	24, Cullowhee vs. Tryon	'82 1-A semi
Fewest points, both teams:	86, Tryon (54), Cullowhee (32)	'82 1-A semi
	86, Jordan-Matthews (47), Murphy (39)	'96 1-A final
	76, Cuthbertson (46), Trinity (30)	'13 2-A final
Most three pointers:	13, Bessemer City vs. Bandys	'90 2-A final
	12, Vance vs. McDowell	'06 4-A final

INDIVIDUAL SCORING

48	Mike Cottrell	Cullowhee vs. Beaver Creek	'86 1-A semi
43	Tarbarac Bell	Cherryville vs. Thomasville	'00 1-A semi
39	Bryant Feggins	Winston-Salem Glenn vs. Garinger	'89 4-A final
39	Trevan Parks	Hickory vs. Glenn	'08 3-A semi
39	Kedrick Flomo	West Forsyth vs. Freedom	'14 3-A final
38	Vernon Odom	Bandys vs. Union Pines	'81 2-A final
37	Scooter Sherrill	West Rowan vs. T.C.Roberson	'99 3-A final
36	John Temple	T.C.Roberson vs. West Rowan	'91 3-A final
36	Willie Smith	Hendersonville vs. Orrum	'86 1-A semi
35	Donte Minter	West Rowan vs. Gastonia Ashbrook	'02 3-A semi
35	Jamie Skeen	North Mecklenburg vs. North Forsyth	'05 4-A semi
35	Jonah Wolfe	Cherokee vs. North Moore	'91 1-A semi
35	Brad Johnson	Charles D. Owen vs. North Gaston	'87 3-A final
35	Quy Johnson	Hendersonville vs. East Montgomery	'91 1-A semi
34	Chris Paul	West Forsyth vs. R.J. Reynolds	'02 4-A final
34	Bobby Moore	North Mecklenburg vs. Greensboro Dudley	'87 4-A semi
34	Andy Wilson	Bandys vs. Starmount	'91 2-A semi
34	Kendall Smith	Glenn vs. Hickory	'08 3-A semi
34	Aaron Toomey	Bishop McGuinness vs. Hendersonville	'09 1-A semi
34	Jarrold Connor	Pisgah vs. Shelby	'08 2-A final
33	Robert Watson	Lexington vs. Cherryville	'87 2-A semi
33	Franklin Bellamy	Statesville vs. Shelby	'89 3-A semi
33	Marcus Allen	North Surry vs. R-S Central	'88 3-A final

REBOUNDING

23	Jackson Simmons	Smoky Mountain vs. Berry Academy	'10 2-A semi
21	Kendall Smith	Glenn vs. Hickory	'08 3-A semi
19	Brent Hughes	North Stokes vs. Hiwassee Dam	'06 1-A semi
17	Demarco Johnson	North Mecklenburg vs. Gastonia Ashbrook	'93 4-A semi
17	Darian Hager	Kings Mountain vs. North Rowan	'90 3-A semi

FREE THROWS

Game:	24 of 25	Andy Wilson (Bandys) vs. Starmount	'91 2-A semi
Quarter:	16 of 17	Andy Wilson (Bandys) vs. Starmount	'91 2-A semi



WOMEN'S WESTERN REGIONAL RECORDS



TEAM

Most points, game:	101, Murphy vs. Chatham Central (60)	'95 1-A final
Most points, two teams:	162, Durham Hillside (84), Roxboro Person (78)	'96 4-A final
Most points, losing team:	78, Roxboro Person vs. Durham Hillside	'96 4-A final
Longest game:	three overtimes, High Point Central 63, Hickory 59	'97 3-A semi
Most three pointers:	11, Murphy vs. Chatham Central	'95 1-A final
Fewest points, quarter:	0, Chatham Central vs. Hiwassee Dam (2nd quarter)	'93 1-A semi
	0, Bandys vs. High Point Central (4th quarter)	'01 2-A semi
	0, Ledford vs. Mitchell (1st quarter)	'03 2-A semi
Fewest points, half:	4, Ledford vs. Mitchell (1st half)	'03 2-A semi
	4, Weddington vs. Hickory (2nd half)	'15 3-A final
Fewest points, one team:	13, Weddington vs. Hickory	'15 3-A final
	24, East Davidson vs. Salisbury	'09 2-A final
Fewest points, two teams:	50, Salisbury (26), East Davidson (24)	'09 2-A final

INDIVIDUAL SCORING-GAME

42	Rachel Camp	East Rutherford vs. Franklin	'14 2-A semi
41	Cetera DeGraffenreid	Smoky Mountain vs. East Davidson	'07 2-A final
39	Sarah Henson	Franklin vs. East Rutherford	'14 2-A semi
39	Stephanie Watts	Weddington vs. Freedom	'15 2-A semi
38	Kate Sears	Watauga vs. Charlotte Catholic	'24 4-A final
38	Shannon Smith	Forestview vs. North Iredell	'10 3-A final
38	Leslie Burleson	Mitchell vs. North Rowan	'97 2-A semi
36	Jada Payne	Hickory vs. Parkwood	'11 3-A semi
36	Datishella Byrd	Hickory vs. Statesville	'95 3-A final
36	Javarus Abraham	West Charlotte vs. McDowell	'99 4-A final
35	Ashley Shipp	Page vs. Watauga	'97 4-A semi
34	Datishella Byrd	Hickory vs. High Point Central	'95 3-A semi
34	Tiffany Brown	Parkwood vs. High Point Central	'02 3-A final
34	Andrea Stinson	North Mecklenburg vs. Freedom	'86 4-A final
34	Shannon Smith	Forestview vs. Concord	'09 3-A semi
33	Madi Story	Bandys vs. North Surry	'12 2-A semi
33	Julie Buchanan	Mitchell vs. High Point Central	'00 2-A semi
33	Tisha England	Newton-Conover vs. Bandys	'87 2-A final
33	Andrea Stinson	North Mecklenburg vs. North Forsyth	'86 4-A semi
32	Teshymia Tillman	High Point Central vs. Parkwood	'02 3-A final
32	Jeanne Coker	Hayesville vs. Northwest Ashe	'89 1-A semi
32	Alicia Abernathy	Hickory vs. High Point Central	'97 3-A final
32	Andrea Stinson	North Mecklenburg vs. Henderson Vance	'85 4-A semi

SCORING-HALF

23	Jeanne Coker	Hayesville vs. Northwest Ashe	'89 1-A semi
----	--------------	-------------------------------	--------------

REBOUNDING

23	Rhonda Mapp	Asheville vs. Freedom	'87 4-A final
21	Joda Bonds	Newton-Conover vs. Piedmont	'90 2-A semi

FIELD GOAL SHOOTING

Game: 11 of 12	Lori Reavis	North Iredell vs. Brevard	'90 3-A final
----------------	-------------	---------------------------	---------------

THREE POINTERS

Game: 10,	Javarus Abraham	West Charlotte vs. McDowell	'99 4-A final
9,	Leslie Burleson	Mitchell vs. North Rowan	'97 2-A semi
8,	Stephanie Watts,	Weddington vs. Freedom	'15 3-A semi
7,	Lauren Kelley,	East Surry vs. Cherryville	'05 1-A semi
5,	Jennifer Lewis	Madison vs. North Stanly	'91 2-A semi
Half: 9,	Javarus Abraham	West Charlotte vs. McDowell	'99 4-A final



2023 North Carolina High School Athletic Association Basketball Championships Recaps

2023 1A MEN'S BASKETBALL RECAP | Wilson Prep holds off Eastern Randolph 84-73 to win second title

RALEIGH, NC – Five players were in double-figures for Wilson Prep as a balanced attack lifted the Tigers past a scrappy Eastern Randolph team 84-73 at historic Reynolds Coliseum in the 1A State Championship Game. David Ellis grabbed 19 rebounds had five blocks and scored 14 points to help lead Wilson Prep, earning distinction as the Charlie Adams Most Valuable Player in the game.

Ellis' performance helped the Tigers dominate in the paint, where they outscored Eastern Randolph 50-26. His rebounding efforts also triggered some fast break opportunities, where Wilson Prep outscored the Wildcats 25-8.

Jahmar Jones led all Tigers with 20 points and six rebounds to help Wilson Prep win the school's second State Championship. Jones was selected as the Tigers' Most Outstanding Player chipping in five steals to round out a solid performance.

Eastern got 34 points from DaVonte Brooks who also grabbed 19 rebounds and had three steals in the game. He was chosen as the Wildcats' Most Outstanding Player. The only other Wildcat in double-figures was Timothy Brower with 20 points and eight rebounds.

Eastern Randolph concluded their year 29-3. The Wildcats reached the State Championship Game for the first time in program history after winning the school's first Western Regional Championship. The Wildcats also won the Patriot Athletic 1A/2A.

Wilson Prep was 27-7 this season, winning the school's second men's basketball State Championship in three years. The Tigers were 15-1 in the Tar Roanoke 1A, winning the league championship and appeared in the second State Championship in program history.

The NCHSAA is committed to promoting and highlighting outstanding sportsmanship and has partnered with North Carolina Farm Bureau Insurance to recognize one athlete from each team that has displayed the ideals of sportsmanship throughout the year. The 2023 NC Farm Bureau Sportsmanship Award winners for the 1A Men's Basketball Championship were Khristian Woodard from Wilson Prep and DaVonte Brooks from Eastern Randolph.

2023 2A MEN'S BASKETBALL RECAP | Farmville Central steadily runs by Reidsville 75-63

CHAPEL HILL, NC – The Farmville Central Jaguars were firing on all cylinders on their way to a 75-63 victory over Reidsville and the 2A Men's Basketball State Championship. Farmville was led by a 35-point performance by Jah Short, who also grabbed seven rebounds on his way to earning the Charlie Adams Most Valuable Player award and the program's eighth State Championship.

Two other Jaguars were in double-figures, with JD Daniels and MJ Williams both scoring 14 points in the game. Daniels added nine rebounds and had a pair of assists on his way to earning Most Outstanding Player honors for the Jags. Williams capped off his day with three boards and three assists.

Late in the third quarter, the Rams managed to trim a 12-point deficit to just 3 as Kendre Harrison hit a jumper with 2:03 to go in the quarter to cut the lead to 47-44. However, Farmville closed the quarter on a 5-0 run and built some cushion and kept the Rams at arm's length for the remainder of the game.

The Rams were led by a pair of underclassmen, Dionet Neal and Kendre Harrison. Neal was a difficult matchup in the game, scoring 32 points including 3-6 from three. He dished out four assists and had all five Reidsville steals. Neal was selected as the Rams' Most Outstanding Player. Harrison dumped in 13 points and grabbed 14 rebounds with five blocks in the game.

Farmville really distinguished themselves with their high-pressure defense. The Jags scored 21 points off Rams turnovers and only gave up four points off their own miscues.

Reidsville ended the season 26-1. The Rams were the unbeaten champions of the Mid-State 2A, winning the regular season and conference tournament championship. Reidsville's men collected the program's fifth regional championship and their first State Championship appearance since 2003.

Farmville Central completed the season 30-1, winning the Jags fourth state title in the last five seasons. The win gave the Jaguars eight



2023 North Carolina High School Athletic Association Basketball Championships Recaps

State Championships in program history and the Jaguars won the program's 11th regional championship this season.

The NCHSAA is committed to promoting and highlighting outstanding sportsmanship and has partnered with North Carolina Farm Bureau Insurance to recognize one athlete from each team that has displayed the ideals of sportsmanship throughout the year. The 2023 NC Farm Bureau Sportsmanship Award winners for the 2A Men's Basketball Championship were Landon Barnes from Farmville Central and Aiden Mansfield from Reidsville.

2023 3A MEN'S BASKETBALL RECAP | Central Cabarrus drives past Northwood 65-51 for crown

RALEIGH, NC – With their high-scoring attack held below their average, Central Cabarrus still managed to push past Northwood 65-51 to win the 3A Men's Basketball State Championship. The victory gave Central Cabarrus their second state title and first since 2000.

Desmond Kent Jr. had 16 points and added four rebounds on as he led the team. He also had three blocks on his way to being selected as the Charlie Adams Most Valuable Player. Fellow Viking Adriel Miller also knocked in 16 points and picked up two rebounds.

Jaiden Thompson really directed the show for Central Cabarrus, scoring 10 points but grabbing four rebounds and dishing out four assists in the game. Defensively, he also had a standout game, ripping three steals and helping the Vikings build a 20-10 advantage in points off turnovers. He was chosen as the Most Outstanding Player for the Vikings.

Northwood did manage to get the game slowed down, only allowing eight points on fast breaks, but the Chargers turned the ball over 19 times to just 10 by the Vikings, eliminating possessions and helping Central Cabarrus to be slightly more efficient in the game. The Chargers were led by Drake Powell who dumped in 17 points and snatched eight rebounds on his way to earning Most Outstanding Player honors for Northwood.

Only one other Charger managed to score in double-figures as Kenan Parrish got 10 points and added six rebounds to his effort. The turnovers and inability to get to the line, shooting only three free throws in the game while Central Cabarrus knocked down 17 of their 22 attempts.

Northwood wrapped up the year 28-3. The Chargers were the champions of the Central 3A. Northwood won the Regional Championship for the fifth time in program history and appeared in their second NCHSAA State Championship Game in the last three years.

Central Cabarrus finished a perfect season with a record of 32-0. The Vikings were the champions of the South Piedmont 3A and won the school's second Regional Championship. It was the school's second men's basketball title, following up their first State Championship win from 2000 when they defeated Dudley.

The NCHSAA is committed to promoting and highlighting outstanding sportsmanship and has partnered with North Carolina Farm Bureau Insurance to recognize one athlete from each team that has displayed the ideals of sportsmanship throughout the year. The 2023 NC Farm Bureau Sportsmanship Award winners for the 3A Men's Basketball Championship were Adriel Miller from Central Cabarrus and Griffin Hobbs from Northwood.

2023 4A MEN'S BASKETBALL RECAP | Myers Park rips past Richmond 74-60 to claim first title

CHAPEL HILL, NC – Myers Park led wire-to-wire, blowing past Richmond 74-60 to win the 4A Men's Basketball State Championship in dominating fashion. The win gave Myers Park their first state title in men's basketball in the program's history.

Myers Park was hyper-efficient, knocking down 56.5% of their shots from the field. Bishop Boswell led the team with 22 points and six rebounds. He also added four assists and had three steals, drawing the tough assignment of covering Richmond's Paul McNeil for most of the game after Sir Mohammed was injured early. Boswell was selected as the Charlie Adams Most Valuable Player for his efforts.



2023 North Carolina High School Athletic Association Basketball Championships Recaps

The Mustangs dominated in the paint as well, outscoring the Raiders in the paint by a 44-18 margin. Much of that advantage can be attributed to the 22 points from Elijah Strong who also banged out seven rebounds and tacked on a block for good measure. Strong was a powerhouse inside and with his strength was awarded the Most Outstanding Player honors for Myers Park.

Richmond never led in the game. The Raiders did manage to cut the Mustang advantage to three several times in the first half. However, any time the Raiders would make a surge, the Mustangs would answer. McNeil was the leader on the floor for Richmond, scoring 21 points and grabbing six rebounds. He added two steals and a pair of assists on his way to the Most Outstanding Player honor for Richmond.

Myers Park had one other player in double-figures, scoring 15 points and grabbing seven boards in the game. The only Raider other than McNeil in double-figures was JV Drake, who chipped in 10 points in the loss.

The Raiders wrapped the year at 28-3. The Raiders won the Sandhills Athletic 3A/4A and collected the program's fourth Regional Championship. Richmond returned to the State Championship Game for the first time since back-to-back appearances in 1996 and 1997.

Myers Park collected the program's first state championship, completing an outstanding 28-4 season and winning the So Meck 7 4A. The Mustangs won the program's third Regional Championship and appeared in the State Championship Game for the first time since 1966.

The NCHSAA is committed to promoting and highlighting outstanding sportsmanship and has partnered with North Carolina Farm Bureau Insurance to recognize one athlete from each team that has displayed the ideals of sportsmanship throughout the year. The 2023 NC Farm Bureau Sportsmanship Award winners for the 4A Men's Basketball Championship were Dakota Chavis from Richmond and Sam Walters from Myers Park.

2023 1A WOMEN'S BASKETBALL RECAP | Bishop McGuinness blasts past Chatham Charter 73- 43

RALEIGH, NC – Bishop McGuinness won their second straight championship rolling by Chatham Charter convincingly 73-43 to win the 1A Women's Basketball State Championship. The Villians had four scorers in double-figures in a balanced team effort that saw nine different players score.

Adelaide Jernigan led the Villians with 21 points and three rebounds. She also contributed four assists on her way to earning Kay Yow Most Valuable Player honors. Charley Chappell was selected as the Villians Most Outstanding Player, scoring eight points to go with six rebounds and six assists.

Three other Villians were in double-figures. Kiersten Varner led other scorers from Bishop McGuinness with 12 points and nine rebounds. Tate Chappell chipped in 10 points and Isabella Ross had 11.

Chatham Charter was powered by Meah Brooks who had 18 points and nine rebounds in the game. She was selected as the Most Outstanding Player for the Knights. The only other Knights player with double digits in the points column was Tamarya Walden who had 11 points and three rebounds in the game.

Chatham Charter finished the season 26-6. The Knights won the Eastern Regional final for the first time in program history and were the Central Tar Heel 1A Conference Champions.

Bishop McGuinness wrapped up the year 28-4. The Villians were the conference champions of the Northwest 1A. Bishop McGuinness won the Western Regional Finals for the 11th time in program history, earning their 11th State Championship. The win secured back-to-back titles for the Villians.

The NCHSAA is committed to promoting and highlighting outstanding sportsmanship and has partnered with North Carolina Farm Bureau Insurance to recognize one athlete from each team who has displayed the ideals of sportsmanship throughout the year. The



2023 North Carolina High School Athletic Association Basketball Championships Recaps

2023 NC Farm Bureau Sportsmanship Award winners for the 1A Women's Basketball Championship were Lillian Jones from Chatham Charter and Katie Deal from Bishop McGuinness.

2023 2A WOMEN'S BASKETBALL RECAP | Salisbury climbs back over Seaforth 48-39 to win back-to-back championships

CHAPEL HILL, NC – The Salisbury Hornets started slowly, but they erased a 13-point first-quarter deficit to slide by Seaforth 48-39 and win the 2A Women's Basketball State Championship for the second year in a row. Makayla Noble jump started the Hornet offense in the fourth quarter, scoring eight of her 15 points in the quarter on her way to earning the Kay Yow Most Valuable Player Award for the 2A Championship.

Seaforth came out hot, running off the first 13 points of the game to go up 13-0 with 1:44 to go in the first quarter. Gabby White and Peyton Collins combined to put up 13 of the Hawk's 15 points in the opening frame. Haley Dalton finally got the Hornets on the board with a layup 20 seconds after the Hornets fell behind 13, and they slowly started to claw their way out of the early hole.

Icesis Nwafor was a catalyst for the Hornets breaking out of the slow start. She hit one deep three late in the first quarter and then bombed home her first two threes of the second quarter to help the Hornets cut the lead to just two at the 5:16 mark of the second. Nwafor also helped defend White, one of the toughest draws on the Hawks roster, on her way to being named the Most Outstanding Player for the Hornets.

Kyla Bryant also had an outstanding game for Salisbury, handling point guard duties admirably with 14 points and four assists against just two turnovers. For Seaforth, White was the lone double-figure scorer, tossing in 15 points and grabbing 11 rebounds. White was selected as the Hawks' Most Outstanding Player.

Seaforth wrapped their year at 27-4, champions of the Mid-Carolina 1A/2A. The team appeared in the State Championship Game for the first time in the school's brief two-year history. The Hawks will return all players on the roster for next year.

Salisbury claimed the school's sixth championship in Women's Basketball. They won the Regional Title for the seventh time in school history. The Hornets finished the year 27-3, winning the Central Carolina 1A/2A and winning back-to-back State Championships for Coach Lakai Brice.

The NCHSAA is committed to promoting and highlighting outstanding sportsmanship and has partnered with North Carolina Farm Bureau Insurance to recognize one athlete from each team who has displayed the ideals of sportsmanship throughout the year. The 2023 NC Farm Bureau Sportsmanship Award winners for the 2A Women's Basketball Championship were Hannah Ajayi from Seaforth and Icesis Nwafor from Salisbury.

2023 3A WOMEN'S BASKETBALL RECAP | West Rowan gets by Rocky Mount 60-50 to win first title

RALEIGH, NC – The West Rowan Falcons completed a perfect season to earn the program's first State Championship, defeating Rocky Mount 60-50 to win the 3A Women's Basketball State Championship at Reynolds Coliseum. Lauren Arnold was a powerful force for the Falcons, scoring 17 points and grabbing 16 rebounds on her way to earning the Kay Yow Most Valuable Player Award for the game.

West dominated the glass, outrebounding the Gryphons 60-35 but only held a small advantage in second-chance points at 15-9. The difference in the game was a dry spell in the second quarter for Rocky Mount, as the Falcons outscored the Gryphons 23-9 in the quarter to take a 14-point lead into the break.

In addition to Arnold, two other Falcons were in double-figures as Tiara Thompson dumped in 15 points and Demya Phifer scored 12. Thompson and Phifer both nabbed ten rebounds to secure double-doubles. Thompson got the nod as the Most Outstanding Player honoree for West Rowan.

Rocky Mount only had two players score in double-figures. Caroline Thiel led the way for the Gryphons, scoring 20 points and grab-



2023 North Carolina High School Athletic Association Basketball Championships Recaps

bing eight rebounds. Shileyia Williams had 12 points and eight boards. Thiel was selected as Rocky Mount's Most Outstanding Player in the game.

The Gryphons finished the season 30-2, they were 14-0 as the champions of the Big East 2A/3A. The team won the program's first Regional Championship and appeared in their first State Championship Game.

West Rowan capped the magical season at 31-0. The Falcons collected the South Piedmont 3A Championship and earned the program's first Western Regional Championship. The Falcons bring home the first State Championship in Women's Basketball in school history.

The NCHSAA is committed to promoting and highlighting outstanding sportsmanship and has partnered with North Carolina Farm Bureau Insurance to recognize one athlete from each team who has displayed the ideals of sportsmanship throughout the year. The 2023 NC Farm Bureau Sportsmanship Award winners for the 3A Women's Basketball Championship were Madison Mitchell from Rocky Mount and Emma Clarke from West Rowan.

2023 4A WOMEN'S BASKETBALL RECAP | Panther Creek sprints to 75-65 win over Lake Norman with a late surge

CHAPEL HILL, NC – The Panther Creek Catamounts collected the program's first women's basketball State Championship, knocking off Lake Norman 75-65. Panther Creek junior guards Taylor Barner and Olivia Tucker combined for 47 of the Catamount's 75 points on the way to the victory.

Panther Creek stretched the lead out to eight three separate occasions, but never led by more than that until Tucker stole a cross court pass with ten seconds remaining in the game to pick up another two points and cement her selection as the Kay Yow Most Valuable Player for the game. Tucker finished with 27 points, four rebounds, three assists and three steals.

Lake Norman briefly surged in front with 4:55 to go in the game, taking a 63-62 lead when Alexis Shehan scored four straight points to give the Wildcats their only lead of the final quarter. The Wildcats did not record another field goal in the game, as the Catamounts surged to end the game on a 13-2 run, with the only Lake Norman points coming on two free throws by senior Kirsten Lewis-Williams who finished her career with 16 points and 12 rebounds.

Each time the Catamounts extended the lead, Lake Norman clawed their way back into the game with three-point shooting. Kelsey Rhyne, a freshman, shot 6-11 from three, scoring 20 points and grabbing six rebounds on her way to being named the Most Outstanding Player for the Wildcats. Overall, Lake Norman shot 42.9% from three.

Panther Creek relied heavily on the speed of their guards to put points on the board. In addition to the 27 points by Tucker, Barner knocked down 20 of her own, regularly slashing into the lane to make contested layups. Barner also distributed the ball well, assisting on four buckets as well on her way to being named the Most Outstanding Player for the Catamounts.

Lake Norman finished the season at 31-1, the best season in school history. The Wildcats won the 4A Western Regional to make the first appearance in a State Championship Game in program history. The Wildcats were unbeaten in conference play, winning the Greater Metro 4A regular season and conference tournament.

Panther Creek reached the state finals for the first time in school history in women's basketball wrapping the season with a 29-4 record overall. The Catamounts were the champions of the Southwest Wake 4A.

The NCHSAA is committed to promoting and highlighting outstanding sportsmanship and has partnered with North Carolina Farm Bureau Insurance to recognize one athlete from each team who has displayed the ideals of sportsmanship throughout the year. The 2023 NC Farm Bureau Sportsmanship Award winners for the 4A Women's Basketball Championship were Olivia Tucker from Panther Creek and Kirsten Lewis-Williams from Lake Norman.