



# 2024 North Carolina High School Athletic Association Football Playoff Notes ROUND 3

64

teams remaining

32

Second Round Games

111

Years of NC HS Football

21

2nd Rd Games on NFHS Network

26

Local Radio Game Broadcasts

4

Champions to be crowned

CHAPEL HILL -- The North Carolina High School Athletic Association released the brackets for the 2024 Football Championships on Sunday, November 10, ahead of the First Round Games on Friday, Nov. 15. This year's State Championship Games will mark the 110th season in which North Carolina has crowned a high school football state champion, dating back to Raleigh's win in 1913 (no champion in 1918). The 2024 football playoffs are the fourth iteration of the current NCHSAA Football Playoff format as the classifications were split and eight champions were crowned from 2002 to the spring of 2021 (Covid-19 year).

The 2024 Championship Games will be held December 20th and 21st at Kenan Memorial Stadium on the campus of the University of North Carolina at Chapel Hill and at Carter-Finley Stadium on the campus of North Carolina State University.

### How Playoff Seeding Works

Each conference is allotted playoff berths based on the number of schools fielding a team in a particular sport:

- 1-5 Teams = 1 Berth (Conference Champion)
- 6+ Teams = 2 Berths (Conference Champion + 2nd Place)

The highest finishing team from a given classification in a split conference will automatically qualify, regardless of overall conference finish (minimum of 2 schools per classification) RPI rating was added to the Handbook for conference tie-breaking procedure as the final tiebreaker.

The remaining non-automatic teams in each region (East/West) will fill the remaining berths based solely on their RPI rating, with the caveat that a team can only make the playoffs if all of the teams above them in the conference standings have also made the playoffs.

Conference champions are seeded before any other qualifying teams by RPI rating. All other teams are seeded after the conference champions by the RPI rating of the school, regardless of conference finish. Each region (East/West) is seeded independently of one another, utilizing the RPI rating of the school.

### Championship Sites

UNC's Kenan Memorial Stadium is the most frequent host of NCHSAA Football Championship games having hosted 81 championship games since 1989. This year's games will be the 83rd and 84th in Kenan Stadium (first in 1929). Carter-Finley will be hosting its 35th and 36th NCHSAA Championship Games this season. Wake Forest's BB&T Field (Groves) has held 25 Championship Games and Duke's Wallace Wade has played host nine times. In 1988, Groves Stadium hosted the 4A Championship, prior to that game, championships were played predominately at high school sites. From 1990-2001, all four classifications played their Championship Games at Kenan.



# 2024 North Carolina High School Athletic Association Football Playoff Notes ROUND 3

## Round 3 Notes

### Highs and Lows

Of the 64 winners in round two, eight teams scored more than 55 points, led by Whiteville's 63-point performance. The Wolfpack was led by 194 yards and five touchdowns on just 15 carries from Cameron McKvian. Nallegame Powell added 180 yards and a touchdown on 26 carries. Below is a list of all the teams that scored 55 or more points in the second round, teams in bold also scored 55 or more in the first round.

Class	Region	Seed	Team	Points
2A	East	2	Whiteville	63
3A	West	8	West Charlotte	60
<b>4A</b>	<b>West</b>	<b>1</b>	<b>Grimsley</b>	<b>58</b>
<b>1A</b>	<b>East</b>	<b>10</b>	<b>Lakewood</b>	<b>56</b>
<b>2A</b>	<b>West</b>	<b>3</b>	<b>Monroe</b>	<b>56</b>
3A	East	2	Seventy-First	56
4A	West	3	East Forsyth	56
1A	East	1	Tarboro	55

Seven teams showed out on the other side of the ball, pitching shutouts in the second round. Wallace-Rose Hill, Warren County, Eastern Randolph, Dudley, Shelby, Mallard Creek and Robbinsville all advanced to the third round without allowing a point. Warren County, Eastern Randolph, Dudley and Shelby have yet to be scored on in the playoffs. Tarboro (defending 1A East Champions) have also yet to allow a point in the playoffs, but were the beneficiary of a first round bye. 4A West No. 5 Hough has allowed just three points through the first two rounds.

### Run it back

Eight of the 32 matchups in the third round are rematches of regular season contests, including a rematch of a barn-burner from the Northwest 1A Conference. On September 28, the defending 1A Champion Mount Airy Granite Bears went to Starmount and gave the Rams their only loss of the season, 17-14. The Rams will travel to Mount Airy in the third round with the hope of avenging that loss and ending the Bears 42-game winning streak. Below is a list of the regular season matchups that will be contested again in the third round.

Date	Score	Location
Sept. 6	Kinston 30, Ayden-Grifton 26	at Kinston
Sept. 20	Brevard 24, East Rutherford 21	at East Rutherford
Sept. 26	Cardinal Gibbons 21, Hillside 0	at Hillside
Sept. 28	Mount Airy 17, Starmount 14	at Starmount
Oct. 11	North Duplin 43, Lakewood 24	at North Duplin
Oct. 11	Murphy 14, Robbinsville 7	at Robbinsville
Oct. 18	Hough 33, Mallard Creek 0	at Hough
Nov. 1	Wallace-Rose Hill 17, James Kenan 14	at Wallace-Rose Hill

### Familiar territory

Of the 64 teams in the third round, 33 of them reached at least the third round last season. Only one school is



# 2024 North Carolina High School Athletic Association Football Playoff Notes ROUND 3

making its first appearance in the third round this year — Corvian Community. West No. 1 Erwin is making its first appearance in the third round since 1976. Below is the list of the last appearance in the third round for each participating team.

Erwin	1976	Warren County	1990	East Rutherford	2005
Ashbrook	2007	Mooreville	2011	Ayden-Grifton	2013
Eastern Wayne	2014	James Kenan	2015	Northern Guilford	2015
East Wilkes	2015	Cape Fear	2017	North Duplin	2017
West Craven	2019	Gates County	2019	West Stokes	2019
North Lincoln	2019	Richmond	2019	Kinston	2021
Mallard Creek	2021	Starmount	2021	Pender	2021
Hillside	2022	Jacksonville	2022	Millbrook	2022
North Brunswick	2022	C.E. Jordan	2022	Southern Durham	2022
Rolesville	2022	Wallace-Rose Hill	2022	East Forsyth	2022
J.H. Rose	2023	Scotland	2023	Forest Hills	2023
Robbinsville	2023	Crest	2023	Lakewood	2023
C.S. Davidson	2023	Brevard	2023	West Charlotte	2023
Charlotte Catholic	2023	North Moore	2023	Dudley	2023
Hough	2023	Salisbury	2023	Eastern Randolph	2023
J.M. Robinson	2023	Hickory	2023	Hoggard	2023
Wilson Prep	2023	Murphy	2023	Monroe	2023
Shelby	2023	Mountain Heritage	2023	Weddington	2023
Seventy-First	2023	Cardinal Gibbons	2023	Whiteville	2023
Cleveland	2023	Tarboro	2023	Northeastern	2023
Havelock	2023	Mount Airy	2023	Grimsley	2023
Corvian Community	First				

## Still Dancin’

Just four teams have gone on the road in both of the first two rounds and came back home with upset wins to keep their season alive. 3A East No. 30 is the highest remaining seed in the postseason as they have beaten No. 3 Northern Nash 32-25 and No. 14 Southern Nash 28-16. The Rampants were led by senior running back Tevin Council and she 138 yards and two touchdowns on 20 carries.

The 2A West No. 17 East Rutherford Cavaliers provided the biggest surprise of the playoffs so far in the second round in Reidsville as they beat the defending 2A champions 27-26. It was the first loss since September 8, 2023 for the Rams and the first time they have lost before the fourth round of the playoffs since 2015. Coincidentally, the Rams beat East Rutherford 16-7 in the first round in 2015, before falling to Lincolnton. Since that time, the Rams have played in seven of the eight state championship games. On Friday, Brandon Pinkerton led the charge for the upset-minded Cavaliers as he had 186 rushing yards and two scores on 37 carries. Blake McClellan added 136 yards and a score on the ground and the East Rutherford defense held the Rams to just 206 total yards and forced three turnovers.



# 2024 North Carolina High School Athletic Association Football Playoff Notes ROUND 3

Below is list of the schools that have won two road playoff games in the first two rounds.

Class	Region	Seed	Winning Team	Score	Seed	Losing Team	Score
3A	East	30	J.H. Rose	28	14	Southern Nash	16
3A	East	24	Scotland	38	8	Terry Sanford	35
2A	East	19	Kinston	26	3	Southeast Alamance	13
2A	West	17	East Rutherford	27	1	Reidsville	26

## Futbol and Football

The Mount Airy Granite Bears soccer team won the 1A State Championship on Saturday at the Mecklenburg County Sportsplex in Matthews with a 3-2 win over Hobbton. The football team is the two-time defending 1A state champions in Football and are the No. 1 seed in the 1A West. Mount Airy will attempt to become just the eighth school in NCHSAA history to win both the men's soccer and football titles in the same year. Below are the previous seven instances:

- 1980 - Page - 4A Football and Open Soccer
- 2004 - Charlotte Catholic - 2AA Football and 2A Soccer
- 2005 - Thomasville - 1AA Football and 1A Soccer
- 2012 - Southwest Onslow - 1AA Football and 1A Soccer
- 2014 - Wallace-Rose Hill - 1AA Football and 1A Soccer
- 2016 - Wallace-Rose Hill - 1AA Football and 1A Soccer
- 2021 - Shelby - 2A Football and 2A Soccer

## Round 2 Notes

### Upset City

In the first round of the NCHSAA Football Playoffs, 20 teams went on the road and pulled off an upset to keep their season alive. The Ramparts from J.H. Rose are the highest surviving seed as the 3A East No. 30 went to No. 3 Northern Nash and picked up a 32-25 win behind Jaidon Lovette's two touchdowns (one receiving and one rushing) and Jimmy Martin's 268 passing yards. Dason Davis had the other touchdown catch and tallied 120 receiving yards. Below are all of the road warriors from round one.

Class	Region	Seed	Winning Team	Seed	Losing Team	Score
3A	East	30	J.H. Rose	3	Northern Nash	32-25
1A	East	26	Pamlico	7	Bear Grass Charter	50-34
3A	East	26	Lee County	7	White Oak	34-31
4A	East	26	Wake Forest	7	Jack Britt	21-20
4A	West	26	Marvin Ridge	7	Asheville	24-10
2A	East	25	East Duplin	8	St. Pauls	33-13
2A	East	24	West Craven	9	Nash Central	65-34
3A	East	24	Scotland	9	Union Pines	28-14
3A	West	24	West Rowan	9	Freedom	35-21
2A	East	23	Princeton	10	East Carteret	55-18
4A	East	23	Hillside	10	Overhills	39-12



# 2024 North Carolina High School Athletic Association Football Playoff Notes ROUND 3

2A	East	22	Holmes	11	South Granville	20-14
4A	West	21	Independence	12	Mount Tabor	44-0
2A	East	20	SouthWest Edgecombe	13	Cummings	40-12
1A	West	19	Christ the King	14	Alleghany	31-28
2A	East	19	Kinston	14	South Columbus	38-29
1A	West	18	Hayesville	15	Union Academy	37-35
2A	West	18	Maiden	15	Lincolnton	28-23
2A	East	17	Greene Central	16	Midway	41-6
2A	West	17	East Rutherford	16	North Surry	35-25
4A	West	17	Southeast Guilford	16	Reagan	46-45

## First-timers

The Palisades Pumas made their NCHSAA Football Playoff debut on Friday night and notched their first playoff win as they beat Page 14-3. All of the scoring took place in the fourth quarter and, up 7-3, the Pumas forced a fumble deep into Page territory, setting up a rushing touchdown for Fedayeen Turner. West Cabarrus, Willow Spring and Montgomery Central all also made their NCHSAA Football Playoff debuts on Friday night but saw their seasons come to an end.

## Nail-biters

Though West Cabarrus did drop their first ever playoff game, they were one of five teams that lost by just a single point on Friday night. There were 21 games in the first round that were decided by seven points or less and 12 of those were decided by a field goal or less.

Class	Region	Seed	Winning Team	Margin	Seed	Losing Team
2A	West	7	Mount Pleasant	1	26	West Lincoln
4A	East	26	Wake Forest	1	7	Jack Britt
4A	East	15	Garner	1	18	Southeast Raleigh
4A	West	17	Southeast Guilford	1	16	Reagan
4A	West	10	Northern Guilford	1	23	West Cabarrus
1A	West	18	Hayesville	2	15	Union Academy
3A	West	14	Statesville	2	19	Franklin
1A	West	19	Christ the King	3	14	Alleghany
3A	East	26	Lee County	3	7	White Oak
4A	East	1	Cleveland	3	32	Heritage
4A	West	8	Charlotte Catholic	3	25	Porter Ridge
4A	West	3	East Forsyth	3	30	Butler
2A	West	18	Maiden	5	15	Lincolnton
3A	East	16	Western Alamance	5	17	Vance County
2A	East	22	Holmes	6	11	South Granville
1A	East	16	Weldon	7	17	Lejeune
1A	West	7	North Rowan	7	26	Cherryville
3A	East	30	J.H. Rose	7	3	Northern Nash
3A	East	10	North Brunswick	7	23	James B. Hunt
4A	West	14	West Forsyth	7	19	Cuthbertson
4A	West	11	Northwest Guilford	7	22	Olympic



# 2024 North Carolina High School Athletic Association Football Playoff Notes ROUND 3

## Unstoppable Forces

There were 23 teams in the first round that scored 55 or more points on their way to victory led by Pender's 76 point performance. The Patriots saw a tremendous performance from senior running back Jeremiah Johnson as he scored six touchdowns on just 10 carries and racked up 242 rushing yards. The defending 1A Champion Mount Airy also had a big offensive showing in Round 1, shutting out Thomas Jefferson 68-0. The Granite Bears have now won 41 consecutive games and have scored in double digits in 76 straight contests. Mount Airy is 805-338-35 overall since 1915, winning their 800th game earlier this year in a 17-14 win over Starmount. Below are all of the teams that scored 55 or more in Round 1.

Class	Region	Seed	Winning Team	Total Points
1A	East	4	Pender	76
4A	West	6	Mooreville	70
2A	West	3	Monroe	69
1A	West	1	Mount Airy	68
2A	East	24	West Craven	65
3A	East	1	Havelock	63
4A	West	1	Grimsley	63
Class	Region	Seed	Winning Team	Total Points
1A	West	3	Murphy	62
2A	East	15	Farmville Central	60
4A	East	2	Cardinal Gibbons	60
4A	East	6	New Bern	59
4A	West	5	Hough	59
1A	West	2	Mountain Heritage	57
2A	East	1	Northeastern	57
4A	East	5	Rolesville	57
1A	East	8	Perquimans	56
1A	East	10	Lakewood	56
2A	East	3	Southeast Alamance	56
2A	West	1	Reidsville	56
3A	East	14	Southern Nash	56
3A	West	1	Erwin	56
2A	East	23	Princeton	55
3A	West	5	Dudley	55

## Immovable Objects

There were 20 teams that kept their opponents off the scoreboard in the first round, they were: Warren County, North Moore, Mount Airy (defending 1A Champion), Starmount, Corvian Community, Eastern Randolph, Monroe, Shelby, Jacksonville, Cape Fear, Seventy-First (defending 3A East Champion), West Charlotte, Dudley, J.M. Robinson, Hickory (defending 3A Champion), Millbrook, Grimsley, Hough, Independence and Mooreville.

## Round 1 Notes

### Welcome To the Show



# 2024 North Carolina High School Athletic Association Football Playoff Notes ROUND 3

Four programs are making their NCHSAA Football Playoffs debut in the first round this year. Those newcomers are: in the 3A Bracket Montgomery Central and in the 4A Bracket: Palisades, West Cabarrus and Willow Spring.

## Welcome Back!

Of the 253 teams selected to the playoffs this year 210 of them made the playoffs last season but 43 teams are breaking playoff droughts. North Iredell is breaking the longest playoff drought this year, making their its first appearane since 2006. No kid on the current team was born the last time the Raiders made the playoffs.

Last APP	School
2006	North Iredell
2008	Northern Vance
2009	South Rowan
2010	West Davidson
2012	Western Guilford
2014	Pasquotank
2015	High Point Central, Asheboro
2018	Patton, Enloe
2019	Ayden-Grifton, R-S Central, Ragsdale, South Central, Union Pines
2021	Corinth Holders, East Wake, North Forsyth, North Lenoir, Northern Guilford, South Columbus, Surry Central, West Johnston
2022	Broughton, D.H. Conley, East Carteret, Franklin, Freedom ,Hendersonville, KIPP Pride, Lee County, Lejeune, Morehead, North Stokes, Olympic, South Iredell, Southeast Guilford, Topsail, Walkertown, Washington County, Westover

## You Again?

The NCHSAA's all-time playoff win-loss records dates back to 1972. Shelby tops the list with the most wins all time with 120. Nine of the top 10 winningest schools all time are in the playoffs again this year, the Clinton Dark Horses being the lone exception. After winning the 2A East last year, Clinton went 2-8 this year to miss the play-offs. Two of the top 10 teams on this list will face each other in the first round as Thomasville will travel to Robbinsville on Friday night.

TEAM	APP.	W	L	T	PCT.	LAST
Shelby	40	120	28	0	0.811	2024
Reidsville	36	97	26	1	0.782	2024
Swain County	42	97	34	0	0.740	2024
Richmond County	46	89	38	0	0.701	2024
Tarboro	40	88	32	0	0.733	2024
Clinton	44	87	39	0	0.690	2023
Wallace-Rose Hill	40	87	32	0	0.731	2024
Charlotte Catholic	40	85	30	0	0.739	2024
Thomasville	39	83	32	0	0.722	2024
Robbinsville	43	80	31	0	0.721	2024



# 2024 North Carolina High School Athletic Association Football Playoff Notes ROUND 3



## REGULAR SEASON STATS

### 2024 Top Passers (by yardage) from MaxPreps.com

#	NAME	YDS	YDS/G	COMP	ATT	PCT	TD	INT	RTG	GP
1	Jaylen Hewitt - Havelock	3174	352.7	181	288	0.628	31	14	116	9
2	Famous Wilson - North Pitt	3164	316.4	173	273	0.634	25	7	123	10
3	Jackson Byrd - Cleveland	2856	285.6	178	290	0.614	33	6	124	10
4	Trevaris Jones - Northeastern	2805	280.5	141	186	0.758	34	2	152	10
5	Braylon Knapp - Perquimans	2681	268.1	162	237	0.684	25	10	124	10
6	Bryce Baker - East Forsyth	2629	262.9	167	217	0.770	30	4	149	10
7	Tanner Payne - West Carteret	2583	258.3	168	308	0.545	32	16	95	10
8	Connor Shea - Lejeune	2538	253.8	148	267	0.554	23	16	92	10
9	Hawke Shoenfeld - Middle Creek	2526	252.6	193	296	0.652	27	9	110	10
10	Tyson Broadway - Southern Durham	2522	252.2	117	187	0.626	18	4	129	10

### 2024 Top Rushers (by yardage) from MaxPreps.com

#	NAME	YDS	YDS/G	Y/C	ATT	LONG	TD	FUM	GP
1	Tareavion Mageo - White Oak	2095	209.5	9.57	219	79	26	0	10
2	Jayden Jones - Independence	2066	206.6	15.19	136	68	25	1	10
3	Jeremiah Johnson - Pender	1877	187.7	9.02	208	45	30	0	10
4	Jaden Avery - Apex Friendship	1779	177.9	7.03	253	83	21	0	10
5	JJ Gulat - Dixon	1754	175.4	6.72	261	0	15	1	10
6	Tylik Mitchell - Southern Nash	1751	218.9	13.16	133	0	20	0	8
7	Ayden Johnson - Smoky Mountain	1744	174.4	8.23	212	0	21	0	10
8	Barian Strickland Northern Nash	1723	191.4	14.01	123	80	27	0	9
9	Taeshon Martin - Mount Airy	1721	172.1	11.79	146	67	28	0	10
10	Zymire Spencer Pincrest	1620	162.0	9.70	167	89	19	0	10

### 2024 Top Recievers (by yardage) from MaxPreps.com

#	NAME	YDS	YDS/G	Y/C	REC	LONG	TD	GP
1	Reggie Thompson - Hobbton	1361	136.1	16.60	82	0	12	10
2	Mitrend Curry - Walkertown	1259	125.9	17.49	72	0	12	10
3	Andrew Finnerty - Lejeune	1112	111.2	19.51	57	71	10	10
4	Brennan Chambers - Spring Creek	1057	132.1	32.03	33	96	12	8
5	Major Leak - Lake Norman Charter	1057	117.4	19.94	53	69	16	9
6	Braylon Stewart - Middle Creek	1039	115.4	16.23	64	75	11	9
7	Jonathan Williams - Havelock	1035	103.5	21.56	48	77	8	10
8	Taquan (TJ) Ellerbe - Red Springs	1035	103.5	20.29	51	75	8	10
9	Michael Petty - Erwin	1031	114.6	22.41	46	84	14	9
10	Kiwion Covert - Parkland	1006	100.6	25.80	39	95	8	10





# 2024 North Carolina High School Athletic Association Football Playoff Notes ROUND 3

## VIDEO STREAMING & TELEVISION BROADCASTS

The media rights to all NCHSAA post-season events, including playoffs and State Championships, are held by the NCHSAA. Sinclair Broadcasting Group has purchased the exclusive rights to produce and distribute the Football and Basketball State Championships. They also have the right of first refusal on any playoff contest in those two sports for their contract with the NCHSAA.

The NCHSAA also has an agreement with the NFHS Network that cedes the remaining portion of NCHSAA post-season events media rights to the NFHS Network. Per the agreement with them, they would have the following choice of games during the football and basketball playoffs after Sinclair. They have first right of refusal on all other sports during the playoffs.

Many of the 2024 NCHSAA Football Playoff Contests will be broadcast live by the NFHS Network. Network subscribers can watch NCHSAA games live and on-demand as well as playoff and championship action from other state associations across the country. Subscriptions are just \$11.99/ a month. Media outlets seeking to broadcast an NCHSAA Playoff game live must submit the online Broadcast Request Form by visiting the Media section of the NCHSAA's website. All forms must be completed at least 24-hours prior to the start of the contest.

Below is a list of all the Third Round Games available on the NFHS Network

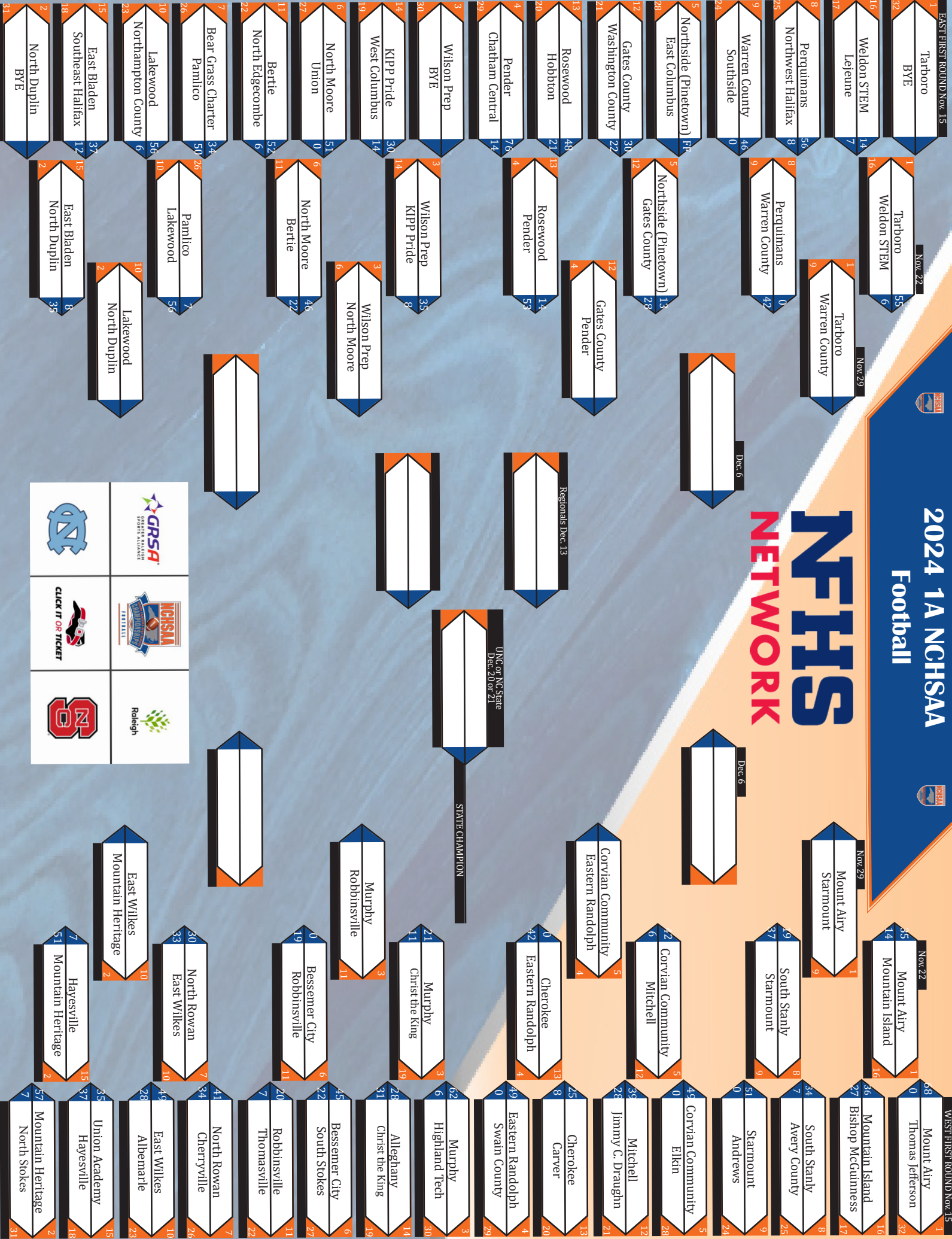
<b>Class</b>	<b>Coverage</b>	<b>Away School</b>	<b>Home School</b>
4A	NFHS - Pixellot	Charles E. Jordan High School	Cleveland High School
4A	NFHS - Pixellot	Rolesville High School	Richmond Senior High School
4A	NFHS - Pixellot	Charlotte Catholic	Grimsley High School
4A	NFHS - Pixellot	Mallard Creek High School	William Amos Hough High School
4A	NFHS - Pixellot	Hillside High School (Durham)	Cardinal Gibbons High School
4A	NFHS - Pixellot	Mooresville High School	East Forsyth High School
4A	NFHS - Pixellot	Northern Guilford High School	Weddington High School
3A	NFHS - Pixellot	Scotland High School	Havelock High School
3A	NFHS - Pixellot	Dudley High School	Jay M. Robinson High School
3A	NFHS - Pixellot	J.H. Rose High School	Southern School of Energy and Sustainability
3A	NFHS - Pixellot	Crest High School	Hickory High School
3A	NFHS - Pixellot	North Brunswick High School	Seventy- First High School
3A	NFHS - Pixellot	North Lincoln High School	Ashbrook High School
2A	NFHS - Pixellot	James Kenan High School	Wallace- Rose Hill High School
2A	NFHS - Pixellot	West Stokes High School	Monroe High School
1A	NFHS - Pixellot	Warren County High School	Tarboro High School
1A	NFHS - Pixellot	Gates County High School	Pender High School
1A	NFHS - Pixellot	Starmount High School	Mount Airy High School
1A	NFHS - Pixellot	North Moore High School	Wilson Preparatory Academy
1A	NFHS - Pixellot	Lakewood High School	North Duplin High School
1A	NFHS - Pixellot	East Wilkes High School	Mountain Heritage High School



# 2024 1A NCHSAA Football



# NFHHS NETWORK



- EAST FIRST ROUND Nov 15**
  - 1 Tarboro
  - 32 BYE
  - 16 Weldon STEM
  - 17 Lejeune
  - 8 Perquimans
  - 25 Northwest Halifax
  - 9 Warren County
  - 24 Southside
  - 5 Northside (Pinetown)
  - 28 East Columbus
  - 12 Gates County
  - 21 Washington County
  - 13 Rosewood
  - 20 Hobbiton
  - 4 Pender
  - 29 Chatham Central
  - 3 Wilson Prep
  - 30 BYE
  - 14 KIPP Pride
  - 19 West Columbus
  - 6 North Moore
  - 11 Union
  - 11 Bertie
  - 22 North Edgecombe
  - 7 Bear Grass Charter
  - 26 Pamlico
  - 10 Lakewood
  - 23 Northampton County
  - 15 East Bladen
  - 18 Southeast Halifax
  - 2 North Duplin
  - 31 BYE
- Nov 22**
  - 1 Tarboro
  - 55 Weldon STEM
  - 16 Perquimans
  - 8 Warren County
  - 9 Tarboro
  - 1 Warren County
  - 5 Northside (Pinetown)
  - 13 Gates County
  - 12 Rosewood
  - 14 Pender
  - 13 Wilson Prep
  - 14 KIPP Pride
  - 3 Wilson Prep
  - 6 North Moore
  - 11 North Moore
  - 11 Bertie
  - 6 Pamlico
  - 10 Lakewood
  - 10 Lakewood
  - 2 North Duplin
  - 15 East Bladen
  - 8 North Duplin
- Nov 29**
  - 1 Mount Airy
  - 1 Starmount
  - 19 South Stanly
  - 37 Starmount
  - 9 Starmount
  - 51 Starmount
  - 0 Andrews
  - 49 Corvian Community
  - 0 Elkin
  - 34 Mitchell
  - 34 Jimmy C. Draughn
  - 25 Cherokee
  - 8 Carver
  - 49 Eastern Randolph
  - 0 Swain County
  - 62 Murphy
  - 6 Highland Tech
  - 28 Alleghany
  - 31 Christ the King
  - 15 Bessemer City
  - 22 South Stokes
  - 20 Robbinsville
  - 7 Thomasville
  - 41 North Rowan
  - 34 Cherryville
  - 49 East Wilkes
  - 28 Albemarle
  - 35 Union Academy
  - 37 Hayesville
  - 57 Mountain Heritage
  - 7 North Stokes
- Dec 6**
  - UNC or NC State Dec 20 or 21
  - STATE CHAMPION
- Dec 13**
  - Regionalists Dec 13



# 2024 2A NCHSAA Football

# NFHHS NETWORK

**EAST FIRST ROUND Nov. 15**

1	Northeastern	57
32	Hertford County	13
16	Midway	6
17	Greene Central	41
8	St. Pauls	13
25	East Duplin	33
9	Nash Central	34
24	West Craven	65
5	Martin County	47
28	North Johnston	6
12	James Kenan	35
21	Roanoke Rapids	13
13	Cummings	12
20	South West Edgecombe	40
4	Wallace-Rose Hill	27
29	Washington	13
3	Southeast Alamance	21
30	Heide Trask	21
14	South Columbus	29
19	Kinston	38
6	Ayden-Grifton	45
27	North Lenoir	22
11	South Granville	14
22	John A. Holmes	20
7	Eastern Wayne	44
26	Northwood	14
10	East Carteret	18
23	Princeton	55
15	Farmville Central	60
18	North Pitt	32
2	Whiteville	34
31	Pasquotank	20

**Nov. 22**

1	Northeastern	50
16	Greene Central	6
1	Northeastern West Craven	24
25	East Duplin	26
24	West Craven	36
5	Martin County	20
12	James Kenan	42
12	James Kenan	4
4	Wallace-Rose Hill	43
3	Southeast Alamance	13
19	Kinston	26
19	Kinston	6
6	Ayden-Grifton	20
22	John A. Holmes	13
7	Eastern Wayne	40
23	Princeton	36
7	Eastern Wayne Whiteville	2
15	Farmville Central	29
15	Whiteville	63

**Nov. 29**

1	Northeastern West Craven	24
7	Eastern Wayne Whiteville	2

**Dec. 6**

Regionalis Dec. 13
--------------------

**UNC of NC State Dec. 20 or 21**

**STATE CHAMPION**

**Nov. 29**

17	East Rutherford Brevard	9
12	Salisbury	5
6	Walkertown	12
8	Bunker Hill Brevard	9
17	East Rutherford	17
26	Reidsville	1
27	East Rutherford	17
13	Forest Hills	4
21	Randleman	13
38	Forest Hills	13
21	Randleman	4
3	Monroe	11
14	Burns	14
3	Monroe	3
11	West Stokes	11
6	East Surry	6
35	West Stokes	11
7	Mount Pleasant	7
30	C.S. Davidson	10
10	C.S. Davidson Shelby	2
0	Maiden	18
28	Shelby	2

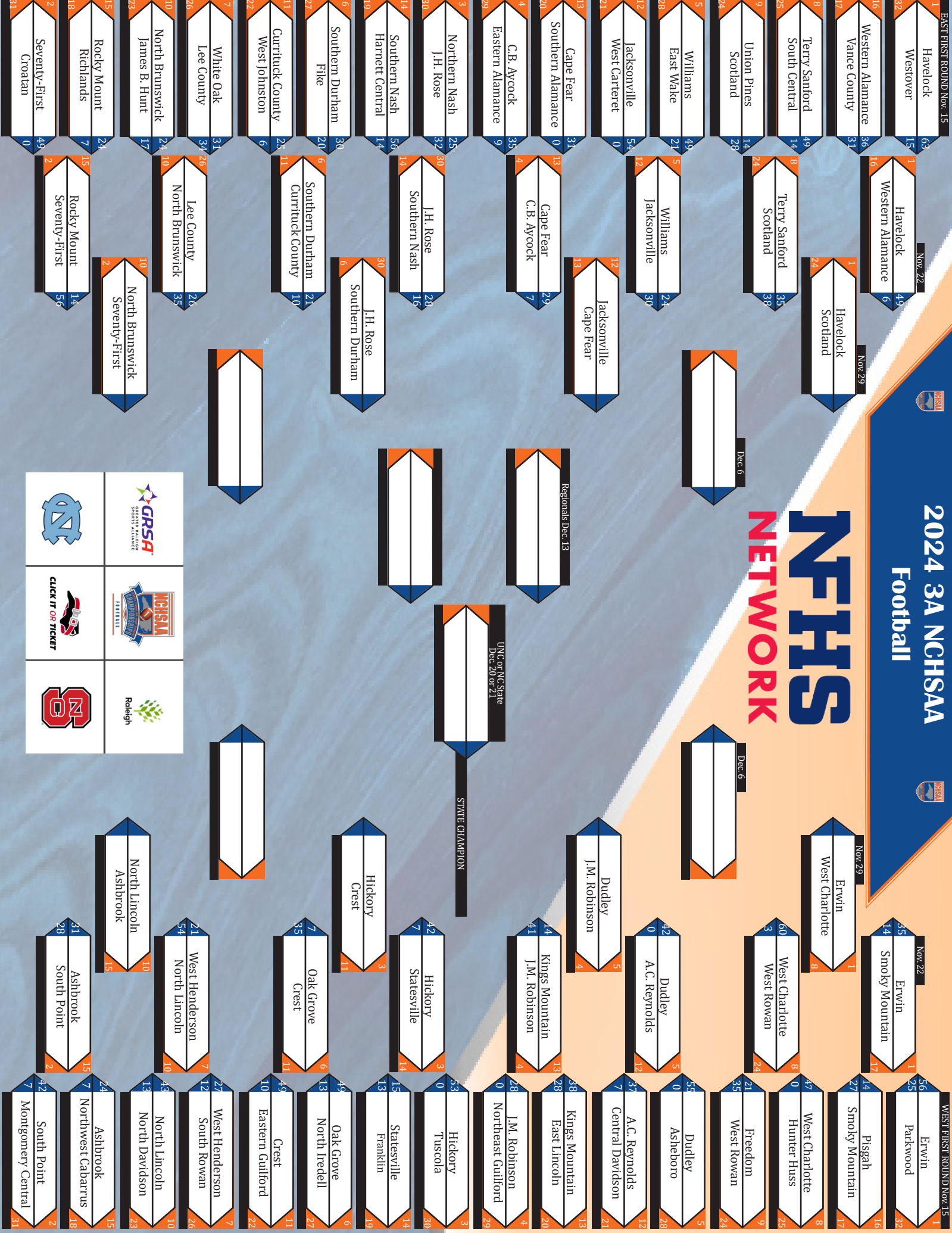
**Nov. 22**

1	Reidsville	32
22	R-S Central	16
25	North Surry	17
35	East Rutherford	17
8	Bunker Hill	25
26	Hendersonville	8
9	Brevard	24
42	Anson	24
15	West Davidson	28
42	Salisbury	5
47	Walkertown	12
23	Surry Central	21
13	Forest Hills	13
12	Lexington	20
30	Randleman	4
13	East Gaston	29
3	Monroe	3
0	T. W. Andrews	30
24	Burns	14
10	North Stanly	19
6	East Surry	6
7	Southwestern Randolph	27
28	West Stokes	11
10	North Forsyth	22
7	Mount Pleasant	7
36	West Lincoln	26
35	C.S. Davidson	10
6	Bands	23
23	Lincolnton	15
28	Maiden	18
49	Shelby	2
0	Morehead	31

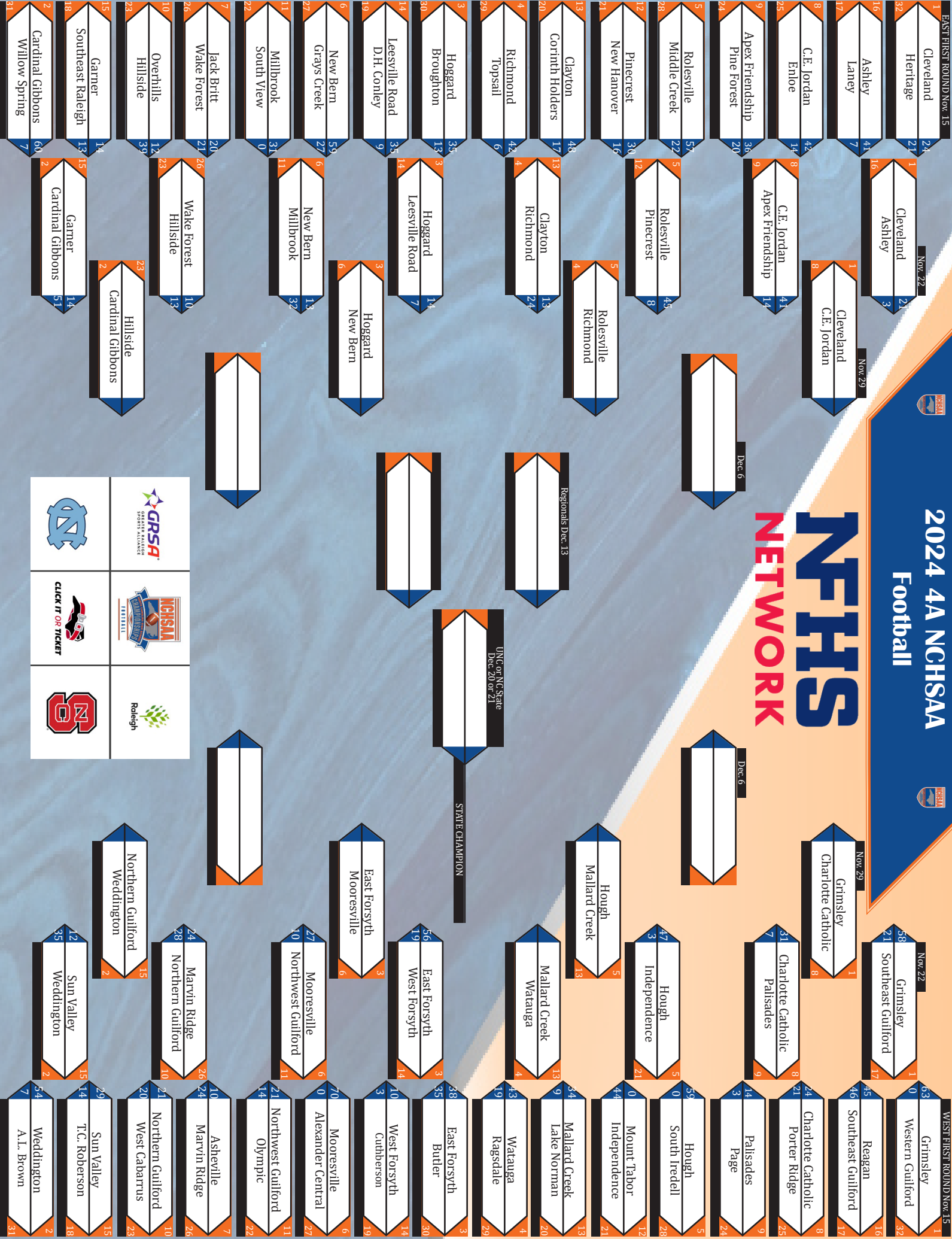
# 2024 3A NCHSAA Football

## NFHHS NETWORK



# 2024 4A NCHSAA Football

# NFHHS NETWORK





# FOOTBALL STATE PLAYOFF RECORDS (SINCE 1972)



Before 2024 Playoffs

TEAM	APP	W	L	T	%	LAST	TEAM	APP	W	L	T	%	LAST	TEAM	APP	W	L	T	%	LAST
Acme-Delco	3	0	3	0	0.000	1990	Croatan	14	3	14	0	0.176	2023	Hillside	21	27	20	0	0.574	2023
Ahoskie	6	14	6	0	0.700	1987	Cullowhee	1	1	1	0	0.500	1984	Hobpton	33	42	32	0	0.568	2023
Albemarle	27	50	22	0	0.694	2023	Cummings	36	71	31	0	0.696	2023	Hoggard	28	39	27	0	0.591	2023
Alexander Central	21	4	21	0	0.160	2023	Currituck	26	17	26	0	0.395	2023	Hoke County	14	7	14	0	0.333	2022
Alleghany	30	8	30	0	0.211	2023	Cuthbertson	8	8	8	0	0.500	2023	Holly Springs	9	1	9	0	0.100	2023
Andrews	20	12	20	0	0.375	2023	Davie County	24	23	24	0	0.489	2023	Holmes, John A.	32	32	32	0	0.500	2023
Andrews, T.W.	42	54	38	0	0.587	2023	Denton	2	0	2	0	0.000	2012	Hopewell	10	4	10	0	0.286	2013
Angier	1	1	1	0	0.500	1976	Dixon	12	0	12	0	0.000	2023	Hough	12	20	12	0	0.625	2023
Anson County	22	20	22	0	0.476	2023	Draughn	6	6	6	0	0.500	2023	Hunt	33	35	33	0	0.515	2023
Apex	15	6	15	0	0.286	2023	Dudley	28	59	23	1	0.711	2023	Huss, Hunter	28	16	28	0	0.364	2023
Apex Friendship	3	2	3	0	0.400	2023	Dunn	3	0	3	0	0.000	1982	Independence	30	63	22	1	0.733	2023
Arday Kell	13	7	13	0	0.350	2023	Durham	3	1	3	0	0.250	1994	Jacksonville	38	46	37	0	0.554	2023
Ashbrook	35	25	34	1	0.417	2023	East Bladen	36	49	35	1	0.576	2023	Jamesville	16	4	16	0	0.200	2009
Ashe County	19	3	19	0	0.136	2022	East Burke	18	10	18	0	0.357	2015	Jefferson, Thomas	11	9	11	0	0.450	2023
Asheboro	20	8	20	0	0.286	2015	East Carteret	20	16	20	0	0.444	2022	Jones	18	15	18	0	0.455	2022
Ashville	34	44	32	0	0.579	2023	East Chapel Hill	4	0	4	0	0.000	2012	Jordan-Matthews	31	15	31	0	0.326	2013
Ashley	6	2	6	0	0.250	2023	East Columbus	14	5	14	0	0.263	2023	Jordan, C.E.	17	10	17	0	0.370	2023
Athens Drive	9	2	9	0	0.182	2017	East Davidson	11	0	11	0	0.000	2023	Julius Chambers	21	34	19	0	0.642	2023
Atkins	2	0	2	0	0.000	2013	East Duplin	29	43	28	0	0.606	2023	Kenan, James	32	44	30	0	0.595	2023
Aurora	2	0	1	1	0.000	1974	East Forsyth	33	39	32	0	0.549	2023	Kestrel Heights	1	0	1	0	0.000	2014
Avery County	30	12	30	0	0.286	2023	East Gaston	15	7	15	0	0.318	2023	Kings Mountain	22	34	22	0	0.607	2023
Aycock, C.B.	15	5	15	0	0.250	2023	East Henderson	16	12	16	0	0.429	2018	Kinston	24	22	24	0	0.478	2023
Ayden-Grifton	32	38	32	0	0.543	2019	East Lincoln	27	40	24	0	0.625	2023	KIPP Pride	6	2	6	0	0.250	2022
Bandys	24	33	24	0	0.579	2023	East Mecklenburg	22	13	21	1	0.371	2017	Knapp	1	0	1	0	0.000	1975
Bartlett-Yancey	5	0	5	0	0.000	2022	East Montgomery	29	23	29	0	0.442	2017	Knightdale	9	5	9	0	0.357	2022
Bath	8	4	8	0	0.333	1988	East Rowan	11	6	11	0	0.353	2018	Lake Norman	15	5	15	0	0.250	2023
Bear Grass Charter	4	1	4	0	0.200	2023	East Rutherford	23	16	23	0	0.410	2023	Lake Norman Charter	5	1	5	0	0.167	2015
Beaver Creek	8	0	8	0	0.000	1995	East Surry	37	35	36	0	0.493	2023	Lakewood	35	31	35	1	0.463	2023
Beddingfield	25	16	25	0	0.390	2023	East Wake	23	10	23	0	0.303	2021	Laney	24	12	24	0	0.333	2023
Belhaven	2	1	2	0	0.333	1976	East Wilkes	35	12	35	0	0.255	2023	Ledford	28	17	28	0	0.378	2023
Berry Academy	6	2	6	0	0.250	2012	Eastern Alamance	28	43	28	0	0.606	2023	Lee County	24	18	24	0	0.429	2022
Bertie	27	26	25	0	0.510	2023	Eastern Guilford	17	10	16	0	0.385	2023	Leesville Road	20	21	20	0	0.512	2023
Bessemer City	21	12	21	0	0.364	2023	Eastern Randolph	33	52	31	0	0.627	2023	Lejeune	24	14	24	0	0.368	2022
Bishop McGuinness	12	2	12	0	0.143	2023	Eastern Wayne	17	4	17	0	0.190	2023	Lexington	29	31	27	0	0.534	2023
Bladenboro	11	10	11	0	0.476	1996	Edneyville	4	1	4	0	0.200	1992	Lillington	1	0	1	0	0.000	1972
Boone Trail	2	0	2	0	0.000	1975	Elkin	34	40	30	0	0.571	2023	Lincolnton	36	54	34	1	0.607	2023
Brevard	32	28	30	0	0.483	2023	Enka	9	2	9	0	0.182	2021	Littlefield	8	3	8	0	0.273	1990
Britt, Jack	21	29	21	0	0.580	2023	Enloe	12	0	12	0	0.000	2018	Louisburg	21	17	21	0	0.447	2023
Broughton	17	5	17	0	0.227	2022	Erwin, Clyde	24	18	24	0	0.429	2023	Lumberton	10	4	10	0	0.286	2015
Brown, A.L.	40	55	38	0	0.591	2023	Farmington	20	13	19	0	0.406	2019	Madison	10	3	10	0	0.231	2023
Bunker Hill	21	11	21	0	0.344	2023	Farmville Central	31	34	31	0	0.523	2023	Madison-Mayodan	1	0	1	0	0.000	1984
Bunn	30	30	30	0	0.500	2022	Fike	25	16	24	0	0.400	2023	Maiden	43	54	42	0	0.563	2023
Burns	26	37	25	0	0.597	2023	First Flight	9	2	9	0	0.182	2018	Mallard Creek	14	31	11	0	0.738	2023
Butler, David	25	45	22	0	0.672	2023	Foard, Fred T.	13	3	12	0	0.200	2018	Manteo	29	26	29	0	0.473	2020
Byrd, Douglas	26	46	26	0	0.639	2013	Forbush	17	4	17	0	0.190	2021	Martin County	1	0	1	0	0.000	2023
Camden County	29	18	29	0	0.383	2023	Forest Hills	39	47	38	0	0.553	2023	Marvin Ridge	14	3	14	0	0.176	2023
Cape Fear	18	12	18	0	0.400	2023	Forestview	19	6	19	0	0.240	2022	Mattamuskeet	15	0	15	0	0.000	2016
Cape Hatteras	7	0	7	0	0.000	2012	Franklin	25	25	25	0	0.500	2022	Maxton	8	9	7	0	0.563	1980
Cardinal Gibbons	16	28	15	0	0.651	2023	Franklinton	21	5	21	0	0.192	2022	McDowell County	18	3	18	0	0.143	2018
Carrboro	4	6	4	0	0.600	2018	Freedom	29	13	29	0	0.310	2022	McMichael, Dalton	8	1	8	0	0.111	2022
Carson, Jesse	7	1	7	0	0.125	2022	Fuquay-Varina	38	31	37	0	0.456	2023	Middle Creek	19	19	19	0	0.500	2023
Carver	24	38	22	0	0.633	2023	Garinger	6	4	6	0	0.400	2010	Midway	37	31	36	0	0.463	2023
Cary	21	9	21	0	0.300	2012	Garner	39	38	38	0	0.500	2023	Millbrook	36	33	36	0	0.478	2023
Cedar Ridge	4	6	4	0	0.600	2010	Gaston	5	3	5	0	0.375	1980	Mitchell	24	30	24	0	0.556	2023
Central Academy	3	1	3	0	0.250	2012	Gates County	36	18	36	1	0.327	2023	Monroe	34	46	33	0	0.582	2023
Central Cabarrus	13	5	13	0	0.278	2019	Glen Alpine	1	1	1	0	0.500	1972	Mooresville	31	24	31	0	0.436	2023
Central Davidson	17	6	17	0	0.261	2023	Glenn	19	15	19	0	0.441	2021	Morehead	16	7	16	0	0.304	2022
Chapel Hill	23	7	23	0	0.233	2023	Goldsboro	27	20	27	0	0.426	2022	Mount Airy	46	64	43	0	0.598	2023
Charlotte Catholic	40	85	30	0	0.739	2023	Graham	15	13	15	0	0.464	2017	Mount Pleasant	23	18	23	0	0.439	2023
Chase	15	10	14	0	0.417	2023	Graham, John	2	0	2	0	0.000	1973	Mount Tabor	27	46	26	0	0.639	2023
Chatham Central	13	2	13	0	0.133	2023	Granville Central	7	2	7	0	0.222	2019	Mountain Heritage	23	25	23	0	0.521	2023
Cherokee	32	28	31	0	0.475	2023	Grays Creek	14	7	14	0	0.333	2023	Mountain Island	6	6	6	0	0.500	2023
Cherryville	18	3	18	0	0.143	2023	Green Hope	10	7	10	0	0.412	2020	Murfreesboro	2	0	2	0	0.000	1987
Chocowinity	9	1	9	0	0.100	1998	Greene Central	29	11	29	0	0.275	2023	Murphy	38	59	28	0	0.678	2023
Christ the King	4	1	4	0	0.200	2023	Grimsley	22	33	20	0	0.623	2023	Myers Park	21	20	21	0	0.488	2023
Clarkton	8	8	8	0	0.500	1991	Hallsboro	4	1	4	0	0.200	1983	Nash Central	14	13	14	0	0.481	2023
Clayton	36	36	35	0	0.507	2023	Harding	14	17	13	0	0.567	2017	New Bern	30	49	26	1	0.645	2023
Cleveland	13	23	13	0	0.639	2023	Harnett Central	16	8	16	0	0.333	2023	New Hanover	31	34	30	0	0.531	2023
Clinton	44	87	39	0	0.690	2023	Harris	1	0	1	0	0.000	1972	Newton-Conover	30	37	29	0	0.561	2021
Columbia	20	10	20	0	0.333	2017	Havelock	36	59	33	0	0.641	2023	Norlina	4	0	4	0	0.000	1980
Comm. Sch. Davidson	9	5	9	0	0.357	2023	Hayesville	30	18	30	0	0.375	2023	North Brunswick	24	17	24	0	0.415	2023
Concord	31	52	29	0	0.642	2021	Hendersonville	40	43	40	0	0.518	2022	North Buncombe	13	5	13	0	0.278	2019
Conley, D.H.	22	10	22	0	0.313	2022	Heritage	11	6	11	0	0.353	2023	North Davidson	26	24	26	0	0.480	2023
Corinth Holders	5	1	5	0	0.167	2021	Hertford County	29	28	29	0	0.491	2023	North Duplin	31	40	29	1		





# FOOTBALL STATE CHAMPIONSHIP LIST



## OPEN

1913	Raleigh
1914	Raleigh
1915	Raleigh
1916	Charlotte
1917	Charlotte
1918	-----
1919	Chapel Hill
1920	Chapel Hill
1921	Fayetteville
1922	Asheville
1923	Charlotte
1924	Rockingham
1925	Gastonia
1926	Sanford
1927	Wilmington New Hanover
1928	Wilmington New Hanover

### PLAY WENT TO CLASS A AND B IN 1929

	<b>CLASS A</b>	<b>CLASS B</b>	<b>SIX-MAN</b>
1929	Charlotte	Concord	
1930	Charlotte	Reidsville	
1931	Durham	Reidsville	
1932	Charlotte	Reidsville	
1933	Durham	Elizabeth City	
1934	Durham, Greensboro*	Edenton	
1935	Raleigh	Mount Airy	
1936	Charlotte	Mills Home	
1937	Charlotte	Reidsville	
1938	Durham, Greensboro*	Mount Airy	
1939	Durham	Reidsville	
1940	Greensboro	Reidsville	Selma

### PLAY WENT TO CLASS AA, A AND B IN 1941

	<b>CLASS AA</b>	<b>CLASS A</b>	<b>CLASS B</b>	<b>SIX-MAN</b>
1941	Raleigh, High Point*	Laurinburg		Bessemer
1942	Greensboro	Mount Airy		
1943	Charlotte	Reidsville, Laurinburg*		Curry
1944	Wilson	Laurinburg		
1945	Raleigh	Reidsville		Junior Home, Lexington
1946	Wilson	Mount Airy		
1947	Fayetteville	Henderson		Junior Home, Lexington
1948	Fayetteville	Mount Airy		Clemmons
1949	Durham	Henderson	Fairmont	Southern Pines

### CLASSIFICATIONS WERE CHANGED TO CLASS AAA, AA, AND A IN 1950

	<b>CLASS AAA</b>	<b>CLASS AA</b>	<b>CLASS A</b>	<b>SIX-MAN</b>
1950	Durham	Reidsville	Williamston	Drexel
1951	Wilmington	Lumberton	Ahoskie	Candor
1952	R.J. Reynolds	Harding	Ahoskie	Clayton
1953	Durham, R.J. Reynolds*	Harding	Massey Hill	Old Town
1954	Greensboro	Reidsville	Edenton	Southern Pines
1955	Salisbury	Kinston	Cary	Southern Pines

### CLASS AA-C WAS ADDED IN 1956

	<b>CLASS AAA</b>	<b>CLASS AA</b>	<b>CLASS A</b>	<b>SIX-MAN</b>	<b>AA-C</b>
1956	Fayetteville, Greensboro*	Canton	Edenton	Aberdeen	Granite Falls
1957	Salisbury	Elizabeth City	Edenton	Clarkton	Morehead City
1958	R.J.Reynolds, Wilson*	Morehead	Andrews	Bath	Williamston

\* tie, co-champions





# FOOTBALL STATE CHAMPIONSHIP LIST



	<b>CLASS AAAA</b>	<b>CLASS AAA</b>	<b>CLASS AA</b>	<b>CLASS A</b>	<b>8-MAN</b>
1959	Garinger	Rockingham	Smithfield	Beaufort	Bath
1960	Greensboro	Brevard	Edenton	James Kenan	Bath
1961	Raleigh	Greenville (1) Canton (2)	Ahoskie (1) Hanes (2) Appalachian (3) Glen Alpine (4)	Windsor (1) Rohanen (2) Allen Jay (3)	Clarkton
1962	Rocky Mount	Rockingham (1) Brevard (2)	Elizabethtown (1) Jamestown (2) Appalachian (3)	Windsor (1) James Kenan (2) Sumner,East Surry* Glen Alpine (4)	Southport
1963	Rocky Mount	Rockingham (1) Reidsville,Brevard *	Hertford (1) Elizabethtown(2) Mount Holly (3) Sylva-Webster (4)	Murfreesboro (1) Weldon (2) East Surry (3) Andrews (4)	Southport
1964	R.J. Reynolds	Rockingham(1) Waynesville(2)	Edenton (1) Elizabethtown(2) Mt.Pleasant (3) Appalachian(4)	Farmville(1) Aberdeen (2) Glen Alpine (3) Andrews(4)	Southport
1965	Durham (1) Myers Park (2)	Tarboro (1) Graham (2)	Edenton (1) Whiteville(2) Siler City,J-Matthews(3) Surry Central(4) Sylva-Webster(5)	Ayden (1) Littlefield(2) Glen Alpine(3) Robbinsville (4)	
1966	Broughton(1) S.Mecklenburg (2)	Sanford (1) Pisgah (2)	Ahoskie (1) Stedman (2) North Davidson (3) Sylva-Webster(4)	Ayden (1) Liberty (2) Andrews (3)	
1967	Fike	Sanford (East) Elkin(West)	Edenton,S.Wayne* Mt.Holly (West)	Ayden (East) Andrews (West)	
1968	Fike	Sanford (East) Mt.Airy (West)	Rohanen (East) Hendersonville(West)	Ayden	
1969	Fike	Northeastern (East) Reidsville (West)	Edenton (East) Hendersonville(West)	Robbinsville	
1970	Broughton	71st(East) Reidsville (West)	Ahoskie (East) Murphy (West)	Robbinsville	
1971	North Forsyth	Havelock (East) Pisgah (West)	Gates County (East) Maiden (West)	Robersonville	

From 1961 through 1971, play did not culminate in a state champion in all classifications. Regional champions are indicated by the number of their respective regions in parentheses, or by Eastern and Western champions when that was as far as a team could advance. \*indicates co-champions.



# FOOTBALL STATE CHAMPIONSHIP LIST



	CLASS AAAA	CLASS AAA	CLASS AA	CLASS A
1972	T.Wingate Andrews	Sanford,Tuscola*	Sylva-Webster	North Duplin
1973	Sanford Central	Ragsdale, E.Bladen*	Sylva-Webster	Robbinsville
1974	Gastonia Ashbrook	Ragsdale	Murphy	Robbinsville
1975	Rose	Pisgah	Roanoke	Maxton
1976	T.Wingate Andrews	Pisgah	Franklin	Robbinsville
1977	East Mecklenburg	Western Guilford	Charlotte Catholic	Robbinsville
1978	Richmond County	Watauga	Maiden	Midway
1979	High Point Central	South Point	Swain County	Robbinsville
1980	Greensboro Page	Walter Williams	Sylva-Webster	Robbinsville
1981	South Mecklenburg	Walter Williams	Randleman	Robbinsville
1982	Jacksonville	Brevard	Randleman	Robbinsville
1983	Greensboro Page	Eastern Randolph	Randleman	Robbinsville
1984	Page, 71st*	Tarboro	Forest Hills	Jamesville
1985	Greensboro Page	Walter Williams	Lexington	Swain County
1986	Seventy-First	Shelby	Lexington	Murphy
1987	Garner	Shelby	Whiteville	Murphy
1988	Richmond Senior	Hugh M. Cummings	Thomasville	Swain County
1989	Richmond Senior	A.L. Brown	Clayton	Swain County
1990	Richmond Senior	Hugh M. Cummings	Clinton	Swain County
1991	South View	T.Wingate Andrews	Thomasville	Murphy
1992	East Forsyth	Hugh M. Cummings	West Brunswick	Robbinsville
1993	Northern Durham	West Brunswick	Lincolnton	Hobbsville
1994	Crest	Burns	Wallace-Rose Hill	North Edgecombe
1995	West Charlotte	Bertie	Thomasville	Williamston
1996	Crest	Hickory	Clinton	Murphy
1997	Richmond Senior	A.L.Brown	Clinton	North Edgecombe
1998	Richmond Senior	Carver	Shelby	Starmount
1999	A.C.Reynolds	Walter Williams	High Point Central	Williamston
2000	Independence	Bertie	Southwest Onslow	Graham
2001	Independence	Parkland	Clinton	1-A: Swain Co 1-AA: Albemarle
2002	4-A: A.C. Reynolds 4-AA:Independence	3-A: Carver 3-AA: Ashbrook	2-A: Cummings 2-AA: Reidsville	1-A: Elkin 1-AA: Albemarle
2003	4-A: Rose 4-AA:Independence	3-A: South Point 3-AA: Crest	2-A: Southwest Onslow 2-AA: Reidsville	1-A: Elkin 1-AA: Albemarle
2004	4-A: Rose 4-AA: Independence	3-A: Concord 3-AA: Crest	2-A: Southwest Onslow 2-AA: Charlotte Catholic	1-A: Swain 1-AA: Thomasville
2005	4-A: Rose 4-AA: Independence	3-A: Asheville 3-AA: Charlotte Catholic	2-A: Clinton 2-AA: Shelby	1-A: Elkin 1-AA: Thomasville
2006	4-A: Rose 4-AA: Independence	3-A: Concord 3-AA: Eastern Randolph	2-A: Cummings 2-AA: Shelby	1-A: Elkin 1-AA: Thomasville
2007	4-A: Hoggard 4-AA: New Bern	3-A: West Rowan 3-AA: Dudley	2-A: Lincolnton 2-AA: Reidsville	1-A: Plymouth 1-AA: James Kenan
2008	4-A: Seventy-First 4-AA: Richmond	3-A: West Rowan 3-AA: Dudley	2-A: Newton-Conover 2-AA: Reidsville	1-A: Mount Airy 1-AA: Thomasville
2009:	4-A: A.C. Reynolds 4-AA: David Butler	3-A: West Rowan 3-AA: South Point	2-A: Tarboro 2-AA: Reidsville	1-A: Wallace-Rose Hill 1-AA: Albemarle
2010:	4-A: Hillside 4-AA: David Butler	3-A: West Rowan 3-AA: Northern Guilford	2-A: Tarboro 2-AA: Salisbury	1-A: Wallace-Rose Hill 1-AA: Albemarle
2011:	4-A: Scotland 4-AA: Page	3-A: Havelock 3-AA: Northern Guilford	2-A: Tarboro 2-AA: West Stokes	1-A: Murphy 1-AA: Swain County
2012:	4-A: New Bern 4-AA: David Butler	3-A: Havelock 3-AA: Northern Guilford	2-A: East Lincoln 2-AA: South Iredell	1-A: Plymouth 1-AA: Southwest Onslow
2013:	4-A: Dudley 4-AA: Mallard Creek	3-A: Havelock 3-AA: Southern Durham	2-A: T.W. Andrews 2-AA: Shelby	1-A: Murphy 1-AA: James Kenan
2014:	4-A: New Bern 4-AA: Mallard Creek	3-A: Crest 3-AA: Northern Guilford	2-A: Shelby 2-AA: East Lincoln	1-A: Robbinsville 1-AA: Wallace-Rose Hill
2015:	4-A: Charlotte Catholic 4-AA: Mallard Creek	3-A: Rocky Mount 3-AA: Crest	2-A: Shelby 2-AA: Monroe	1-A: Plymouth 1-AA: Wallace-Rose Hill
2016;	4-A: Greensboro Dudley 4-AA: Wake Forest	3-A: South Point 3-AA: Weddington	2-A: Reidsville 2-AA: Shelby	1-A: Murphy 1-AA: Wallace-Rose Hill
2017:	4-A: Harding University 4-AA: Wake Forest	3-A: Charlotte Catholic 3-AA: New Hanover	2-A: Wallace-Rose Hill 2-AA: Hibernian	1-A: Cherokee 1-AA: Tarboro
2018:	4-A: East Forsyth 4-AA: Wake Forest	3-A: Charlotte Catholic 3-AA: Weddington	2-A: Reidsville 2-AA: Shelby	1-A: Murphy 1-AA: Tarboro
2019:	4-A: East Forsyth 4-AA: Zebulon B. Vance (Charlotte)	3-A: Charlotte Catholic 3-AA: Weddington	2-A: Reidsville 2-AA: Shelby	1-A: Robbinsville 1-AA: East Surry
2020-21:	4-A: Grimsley 4-AA: Zebulon B. Vance (Charlotte)	3-A : Charlotte Catholic 3-AA: Mount Tabor	2-A: Reidsville 2-AA: Salisbury	1-A: Murphy 1-AA: Tarboro
2021:	Cardinal Gibbons	Dudley	Shelby	Tarboro
2022:	(Vacated)	East Lincoln	East Duplin	Mount Airy
2023:	Weddington	Hickory	Reidsville	Mount Airy



# FOOTBALL STATE CHAMPIONSHIP RESULTS



## OPEN

1913	Raleigh 29	Washington 0
1914	Raleigh 117	Asheville 0
1915	Raleigh 6	Charlotte 0
1916	Charlotte 36	Chapel Hill 0
1917	Charlotte 41	Chapel Hill 0
1918	<i>no championship—flu epidemic</i>	
1919	Chapel Hill 78	Greensboro 0
1920	Chapel Hill 14	Monroe 0
1921	Fayetteville 7	Winston-Salem 0
1922	Asheville 12	New Bern 6 (teams agreed to play OT)
1923	Charlotte 20	Sanford 7
1924	Rockingham 7	Shelby 0
1925	Gastonia 8	Sanford 0
1926	Sanford 13	Charlotte 0
1927	Wilmington New Hanover 7	Greensboro 6
1928	Wilmington New Hanover 14	Statesville 9

## PLAY WENT TO CLASS A AND B IN 1929

### CLASS A

### CLASS B

1929	Charlotte Central 27	Goldsboro 0	1929	Concord 13	Oxford 7 ( <i>Kenan Stadium</i> )
1930	Charlotte 14	Raleigh 6	1930	Reidsville 20	Apex 7
1931	Durham 13	Charlotte 6	1931	Reidsville 6	Apex 0
1932	Charlotte 13	Durham 0	1932	Reidsville 32	Elizabeth City 12
1933	Durham 7	Charlotte 0	1933	Elizabeth City 19	Burlington 0
1934	Durham 12	Greensboro 12 (TIE)	1934	Edenton 6	Reidsville 0
1935	Raleigh 31	Winston-Salem 6	1935	Mount Airy 7	Edenton 0
1936	Charlotte 12	Raleigh 7	1936	Thomasville Mills Home 13	Roanoke Rapids 0
1937	Charlotte 20	Rocky Mount 7	1937	Reidsville 19	Hamlet 6
1938	Durham 6	Greensboro 6 (TIE)	1938	Mount Airy 26	Whiteville 18
1939	Durham 6	Greensboro 0	1939	Reidsville 18	Hamlet 0
1940	Greensboro 7	Rocky Mount 0	1940	Reidsville 14	Elizabeth City 12

## PLAY CHANGED TO CLASS AA, A AND B IN 1941

### CLASS AA

### CLASS A

### CLASS B

1941	Raleigh 0, High Point 0 (TIE)	1941	Laurinburg 20, Mount Airy 6		
1942	Greensboro 12, Gastonia 6	1942	Mount Airy 41, Scotland Neck 0		
1943	Charlotte 7, Raleigh 0	1943	Reidsville 6, Laurinburg 6 (TIE)		
1944	Wilson 26, Greensboro 0	1944	Laurinburg 8, Reidsville 7		
1945	Raleigh 28, High Point 6	1945	Reidsville 27, Laurinburg 0		
1946	Wilson def. Greensboro, forfeit	1946	Mount Airy 38, Wadesboro 0	1946	Boonville 27, Raeford 7
1947	Fayetteville 39, Charlotte 0	1947	Henderson 25, Mount Airy 14	1947	Fairmont (by forfeit)
1948	Fayetteville 14, Burlington 13	1948	Mount Airy 26, Laurinburg 0		
1949	Durham 21, Burlington 13	1949	Henderson 20, Reidsville 14		

## CLASSIFICATION NAMES CHANGED TO CLASS 3A, 2A AND 1A IN 1950

### 3A

### 2A

### 1A

1950	Durham 12, W.-S. R.J. Reynolds 7	1950	Reidsville 26, Henderson 0	1950	Williamston 19, Bessemer City 13
1951	Wilmington 14, High Point 13	1951	Lumberton 18, Reidsville 13	1951	Ahoskie 52, Walnut Cove 0
1952	W.-S. R.J. Reynolds 13, Durham 6	1952	Charlotte Harding 32, Henderson 13	1952	Ahoskie 48, Bessemer City 6
1953	Durham 14, W.-S. R.J. Reynolds 14 (TIE)	1953	Charlotte Harding 20, Hamlet 0	1953	Massey Hill 20, Greensboro Bessemer 0
1954	Greensboro 20, Durham 13	1954	Reidsville 20, Graham 6	1954	Edenton 41, Greensboro Bessemer 20
1955	Salisbury 13, Durham 6	1955	Kinston 12, Hendersonville 7	1955	Cary 21, Spruce Pine 0
1956	Fayetteville 6, Greensboro 6 (TIE)	1956	Canton 33, Washington 6	1956	Edenton 45, Mebane 6
1957	Salisbury 21, Fayetteville 0	1957	Elizabeth City 18, Myers Park 15	1957	Edenton 14, Mebane 7
1958	Wilson 6, W-S R.J. Reynolds 6 (TIE)	1958	Eden Morehead 12, Rockingham 0	1958	Andrews 33, Southern Pines 9



# 4A FOOTBALL STATE CHAMPIONSHIP RESULTS



1959 Charlotte Garinger 20  
 1960 Greensboro 19  
 1961 Raleigh 19  
 1962 Rocky Mount 20  
 1963 Rocky Mount 14  
 1964 Winston-Salem R.J. Reynolds 14

Greensboro 6  
 Winston-Salem R.J. Reynolds 7  
 Charlotte Garinger 0  
 Winston-Salem R.J. Reynolds 6  
 Winston-Salem R.J. Reynolds 13  
 Durham 6

## REGION 1

## REGION 2

1965 Durham 19  
 1966 Broughton 21

Fayetteville 14  
 Durham 0

1965 Myers Park 27  
 1966 South Mecklenburg 20

Garinger 6  
 Garinger 19

1967 Wilson Fike 28  
 1968 Wilson Fike 21  
 1969 Wilson Fike 17  
 1970 Raleigh Broughton 14  
 1971 North Forsyth 10  
 1972 High Point Andrews 24  
 1973 Sanford Central 14  
 1974 Gastonia Ashbrook 13  
 1975 Greenville Rose 14  
 1976 High Point Andrews 6  
 1977 East Mecklenburg 28  
 1978 Richmond Senior 14  
 1979 High Point Central 21  
 1980 Greensboro Page 36  
 1981 South Mecklenburg 27  
 1982 Jacksonville 15  
 1983 Greensboro Page 21  
 1984 Greensboro Page 14  
 1985 Greensboro Page 26  
 1986 Fayetteville 71st 3  
 1987 Garner 40  
 1988 Richmond Senior 17  
 1989 Richmond Senior 39  
 1990 Richmond Senior 9  
 1991 South View 10  
 1992 East Forsyth 28  
 1993 Northern Durham 39  
 1994 Crest 28  
 1995 West Charlotte 20  
 1996 Crest 20  
 1997 Richmond Senior 27  
 1998 Richmond Senior 36  
 1999 Asheville A.C. Reynolds 7  
 2000 Charlotte Independence 24  
 2001 Charlotte Independence 49

South Mecklenburg 14  
 Gastonia Ashley 7  
 Winston-Salem Atkins 10  
 Charlotte Olympic 0  
 High Point Central 7  
 Fayetteville Reid Ross 17  
 Greensboro Ben Smith 6  
 Sanford Central 12  
 East Mecklenburg 13  
 Richmond Senior 0  
 Rocky Mount 9  
 West Charlotte 0  
 Greenville Rose 9  
 Jacksonville 14  
 Fayetteville Terry Sanford 14  
 Greensboro Page 6  
 Fayetteville Douglas Byrd 14  
 Fayetteville 71st 14 **(TIE)**  
 Fayetteville Terry Sanford 20  
 West Charlotte 0  
 Charlotte Harding 21  
 West Charlotte 0  
 Asheville A.C. Reynolds 13  
 West Forsyth 7  
 West Charlotte 7  
 Northern Durham 21  
 West Charlotte 6  
 Jacksonville 7  
 Fayetteville Douglas Byrd 13  
 Fayetteville Douglas Byrd 7  
 Fayetteville Douglas Byrd 7  
 Garner 6  
 Fayetteville Douglas Byrd 0  
 Hope Mills South View 19  
 Wilmington Laney 25

## CLASSES SUBDIVIDED IN 2002

### 4A

### 4AA

2002 Asheville A.C. Reynolds 14 Northern Nash 7  
 2003 Greenville J.H. Rose 51 W-S Mount Tabor 7  
 2004 Greenville J.H. Rose 19 Fayetteville Jack Britt 17  
 2005 Greenville J.H. Rose 21 Greensboro Grimsley 0  
 2006 Greenville J.H. Rose 26 West Charlotte 12  
 2007 Wilmington Hoggard 28 W-S Mount Tabor 0  
 2008 Fayetteville Seventy-First 28 Fayetteville Douglas Byrd 7  
 2009 Asheville A.C. Reynolds 14 Harnett Central 13  
 2010 Durham Hillside 40 Davie County 0  
 2011 Scotland 42 Porter Ridge 16  
 2012 New Bern 39 Porter Ridge 38  
 2013 Greensboro Dudley 24 Scotland 7  
 2014 New Bern 23 Charlotte Catholic 15  
 2015 Charlotte Catholic 27 Greenville J.H. Rose 20  
 2016 Greensboro Dudley 54 Cape Fear 0  
 2017 Harding University 30 Scotland County 22  
 2018 East Forsyth 35 Scotland 28  
 2019 East Forsyth 24 Cardinal Gibbons 21  
 20-21 Grimsley 28 Cardinal Gibbons 8

2002 Charlotte Independence 41 New Bern 20  
 2003 Charlotte Independence 54 New Bern 7  
 2004 Charlotte Independence 41 South View 7  
 2005 Charlotte Independence 38 New Bern 19  
 2006 Charlotte Independence 49 Durham Riverside 19  
 2007 New Bern 28 Charlotte Independence 17  
 2008 Richmond 38 Fayetteville Jack Britt 35  
 2009 Butler 48 Fayetteville Jack Britt 17  
 2010 Butler 44 Wake Forest-Rolesville 0  
 2011 Greensboro Page 35 Garner 21  
 2012 Butler 56 Fayetteville Jack Britt 28  
 2013 Mallard Creek 59 Wake Forest 21  
 2014 Mallard Creek 25 Wake Forest 14  
 2015 Mallard Creek 49 Greensboro Page 6  
 2016 Wake Forest 29 Greensboro Page 0  
 2017 Wake Forest 21 Mallard Creek 0  
 2018 Wake Forest 9 Charlotte Z.B. Vance 7  
 2019 Charlotte Z.B. Vance 24 Leesville Road 3  
 20-21 Charlotte Z.B. Vance 35 Rolesville 14

## END OF SUBDIVISION ERA

2021 Cardinal Gibbons 14  
 2022 (Vacated)  
 2023 Weddington 57

Julius Chambers 2  
 Hoggard 21



# 3A FOOTBALL STATE CHAMPIONSHIP RESULTS



1959 Rockingham 20  
 1960 Brevard 26

Morehead 6  
 Rockingham 0

## REGION 1

1961 Greenville 15 Sanford 13  
 1962 Rockingham 13 Lumberton 6  
 1963 Rockingham 13 Hamlet 0  
 1964 Rockingham 19 Elizabeth City 0  
 1965 Tarboro 13 Greenville 7  
 1966 Sanford 27 Roxboro 10

## EAST

1967 Sanford 21 Northern Durham 9  
 1968 Sanford 33 Roxboro 0  
 1969 Eliz. City Northeastern 21 Lumberton 0  
 1970 Fayetteville Seventy-First 14 Northern Durham 12  
 1971 Havelock 20 Eliz. City Northeastern 6  
 1972 Sanford 14  
 1973 Jamestown Ragsdale 16  
 1974 Jamestown Ragsdale 24  
 1975 Canton Pisgah 35  
 1976 Canton Pisgah 28  
 1977 Western Guilford 26  
 1978 Watauga 33  
 1979 Belmont South Point 34  
 1980 Burlington Williams 29  
 1981 Burlington Williams 32  
 1982 Brevard 15  
 1983 Eastern Randolph 21  
 1984 Tarboro 20  
 1985 Burlington Williams 7  
 1986 Shelby 9  
 1987 Shelby 19  
 1988 Burlington Cummings 41  
 1989 Kannapolis A.L. Brown 24  
 1990 Burlington Cummings 32  
 1991 High Point Andrews 24  
 1992 Burlington Cummings 25  
 1993 West Brunswick 19  
 1994 Burns 21  
 1995 Bertie 38  
 1996 Hickory 42  
 1997 Kannapolis A.L. Brown 34  
 1998 Winston-Salem Carver 33  
 1999 Burlington Williams 20  
 2000 Bertie 32  
 2001 Winston-Salem Parkland 27

## REGION 2

1961 Canton 20 Brevard 0  
 1962 Brevard 19 Greensboro Bessemer 13  
 1963 Reidsville 0 Brevard 0 (TIE)  
 1964 Waynesville 20 Chapel Hill 13  
 1965 Graham 27 Western Alamance 12  
 1966 Canton Pisgah 16 Graham 0

## WEST

1967 Elkin 21 North Surry 0  
 1968 Mount Airy 19 Mount Tabor 0  
 1969 Reidsville 35 Mount Airy 12  
 1970 Reidsville 10 Canton Pisgah 7  
 1971 Canton Pisgah 48 Eastern Alamance 0  
 Waynesville Tuscola 14 (TIE)  
 East Bladen 16 (TIE)  
 Ahoskie 0  
 Havelock 24  
 Clinton 12  
 South Caldwell 20  
 Burlington Williams 28  
 Ahoskie 13  
 Lexington 14  
 Asheville Erwin 15  
 Bertie 7  
 Thomasville 6  
 Kannapolis A.L. Brown 0  
 Forest Hills 3  
 Havelock 6  
 Burlington Williams 0  
 Shelby 14  
 Burlington Cummings 0  
 Statesville 26  
 Kannapolis A.L. Brown 14  
 North Rowan 14  
 High Point Andrews 14  
 Eastern Randolph 14  
 High Point Central 34  
 Jamestown Ragsdale 0  
 Northeast Guilford 12  
 Kings Mountain 28  
 Asheville 7  
 Jamestown Ragsdale 15  
 Crest 21

## CLASSES SUBDIVIDED IN 2002

### 3A

2002 Winston-Salem Carver 34 Wilson Fike 0  
 2003 Belmont South Point 27 Northeast Guilford 10  
 2004 Concord 27 Wilson Hunt 0  
 2005 Asheville 13 Western Alamance 10  
 2006 Concord 35 Western Alamance 28 (OT)  
 2007 Western Alamance 62 North Gaston 36  
 2008 West Rowan 35 West Craven 7  
 2009 West Rowan 28 Eastern Alamance 21  
 2010 West Rowan 34 Eastern Alamance 7  
 2011 Havelock 38 West Rowan 6  
 2012 Havelock 55 Concord 21  
 2013 Havelock 21 Concord 13  
 2014 Crest 24 Havelock 3  
 2015 Rocky Mount 24 South Point 21 (OT)  
 2016 South Point 16 Rocky Mount 7  
 2017 Charlotte Catholic 28 Havelock 14  
 2018 Charlotte Catholic 17 Jacksonville 14  
 2019 Charlotte Catholic 23 Southern Nash 7  
 20-21 Charlotte Catholic 14 Havelock 7

### 3AA

2002 Gastonia Ashbrook 19 Greensboro Dudley 18  
 2003 Crest 40 Eastern Randolph 0  
 2004 Crest 26 Greensboro Dudley 14  
 2005 Charlotte Catholic 21 Burlington Williams 13  
 2006 Eastern Randolph 15 Charlotte Catholic 7  
 2007 Greensboro Dudley 28 Charlotte Catholic 20  
 2008 Greensboro Dudley 34 Kannapolis A.L. Brown 18  
 2009 Belmont South Point 42 South Johnston 28  
 2010 Northern Guilford 21 Crest 20  
 2011 Northern Guilford 31 Crest 7  
 2012 Northern Guilford 64 Charlotte Catholic 26  
 2013 Southern Durham 38 Crest 31  
 2014 Northern Guilford 14 Weddington 7  
 2015 Crest 55 Southern Durham 21  
 2016 Weddington 33 Eastern Guilford 20  
 2017 New Hanover 27 A.C. Reynolds 17  
 2018 Weddington 27 Southeast Guilford 14  
 2019 Weddington 34 Lee County 14  
 20-21 Mount Tabor 24 Cleveland 16

## END OF SUBDIVISION ERA

2021 Dudley 69  
 2022 East Lincoln 30  
 2023 Hickory 33

J.H. Rose 40  
 Northern Nash 15  
 First Flight 26



# 2A FOOTBALL STATE CHAMPIONSHIP RESULTS



1959 1960	Smithfield 20 Edenton 19	Appalachian 0 Hanes 7	
<b>REGION 1</b>	<b>REGION 2</b>	<b>REGION 3</b>	<b>REGION 4</b>
1961 Ahoskie 33, Morehead City 7	Hanes 25, Sumner 13	Appalachian 20, Murphy 13	
1962 Elizabethtown 19, Cary 7	Jamestown 10, Erwin 6	Appalachian 39, Murphy 7	
1963 Mount Holly 14, N. Davidson 7	Elizabethtown 16, Siler City 13	Mount Holly 14, N. Davidson 7	Sylva-Webster 7, Appalachian 0
1964 Edenton 19, Cary 0	Elizabethtown 20, Massey 6	Mt. Pleasant 13, N. Davidson 7	Appalachian 25, Swain Co. 12
1965 Edenton 20, Ahoskie 6	Whiteville 19, Burgaw 13	Siler City 23, South Stanly 6	Surry Central 13, N. Davidson 7
1966 Ahoskie 55, Clayton 7	Stedman 21, Southern Wayne 20	N. Davidson 21, East Surry 7	Sylva-Webster 48, Elkin 27

1967 Edenton 26	<b>EAST</b>	Southern Wayne 26 <b>(TIE)</b>	1967 Mount Holly 26	<b>WEST</b>	Glen Alpine 20
1968 Rohanen 21		Farmville 20	1968 Hendersonville 21		Beaver Creek 14
1969 Edenton 48		South Stanly 26	1969 Hendersonville 30		Holbrook 13
1970 Ahoskie 28		Greensboro Allen Jay 12	1970 Murphy 20		Catawba Bandys 8
1971 Gates County 34		Southern Guilford 8	1971 Maiden 6		Mount Pleasant 2
1972		Sylva-Webster 41			Williamston 21
1973		Sylva-Webster 43			Tabor City 18
1974		Murphy 32			Robersonville 22
1975		Roanoke 12			West Montgomery 9
1976		Franklin 35			Erwin 28
1977		Charlotte Catholic 42			Clayton 20
1978		Maiden 36			Tabor City 14
1979		Swain County 28			Clayton 21
1980		Sylva-Webster 49			Currituck 7
1981		Randleman 44			Whiteville 30
1982		Randleman 23			Whiteville 6
1983		Randleman 35			East Carteret 0
1984		Forest Hills 14			Whiteville 6
1985		Lexington 42			Fuquay-Varina 12
1986		Lexington 35			Ahoskie 7
1987		Whiteville 14			Thomasville 12
1988		Thomasville 13			Hertford County 10
1989		Clayton 16			Monroe 0
1990		Clinton 14			Thomasville 6
1991		Thomasville 21			West Brunswick 6
1992		West Brunswick 14			Maiden 6
1993		Lincolnton 41			Burlington Cummings 20
1994		Wallace-Rose Hill 35			Lincolnton 24
1995		Thomasville 16			Clinton 0
1996		Clinton 26			Bandys 14
1997		Clinton 30			Shelby 14
1998		Shelby 34			Tarboro 14
1999		High Point Central 30			Southwest Onslow 7
2000		Southwest Onslow 14			Newton-Conover 13
2001		Clinton 34			Burlington Cummings 22

### CLASSES SUBDIVIDED IN 2002

	<b>2A</b>			<b>2AA</b>	
2002	Burlington Cummings 24	Clinton 21	2002	Reidsville 34	Bandys 14
2003	Southwest Onslow 20	Burlington Cummings 14	2003	Reidsville 68	Bandys 12
2004	Southwest Onslow 49	Shelby 21	2004	Charlotte Catholic 14	Western Alamance 7
2005	Clinton 13	Lincolnton 6	2005	Shelby 26	Reidsville 18
2006	Burlington Cummings 49	Clinton 20	2006	Shelby 27	Southern Vance 24
2007	Lincolnton 28	South Columbus 14	2007	Reidsville 28	Shelby 20
2008	Newton-Conover 51	Tarboro 28	2008	Reidsville 24	East Lincoln 7
2009	Tarboro 28	Mountain Heritage 3	2009	Reidsville 28	Newton-Conover 6
2010	Tarboro 21	Winston-Salem Carver 13	2010	Salisbury 30	Elizabeth City Northeastern 0
2011	Tarboro 39	Lincolnton 36	2011	West Stokes 21	Kinston 14
2012	East Lincoln 24	Tarboro 20	2012	South Iredell 30	Carrboro 27
2013	Shelby 29	Southwest Onslow 7	2013	T.W. Andrews 18	Monroe 14
2014	Shelby 31	Clinton 7	2014	East Lincoln 14	Washington 13
2015	Shelby 57	Kinston 21	2015	Monroe 38	Bunn 19
2016	Reidsville 58	Edenton Holmes 12	2016	Shelby 28	Northside-Jacksonville 6
2017	Wallace-Rose Hill 35	Reidsville 28 (OT)	2017	Hibriten 16	East Duplin 14
2018	Reidsville 31	Northeastern 28	2018	Shelby 42	North Davidson 21
2019	Reidsville 14	Northeastern 0	2019	Shelby 34	Salisbury 0
20-21	Reidsville 35	Mountain Heritage 6	20-21	Salisbury 42	St. Pauls 14

### END OF SUBDIVISION ERA

2021	Shelby 55	Wallace-Rose Hill 34
2022	East Duplin 24	Reidsville 21
2023	Reidsville 28	Clinton 18



# 1A FOOTBALL STATE CHAMPIONSHIP RESULTS



1959  
1960  
**REGION 1**  
1961 Windsor 15, Warrenton 14  
1962 Windsor 28, Ayden 27  
1963 Murfreesboro 20, Farmville 7  
1964 Farmville 26, Weldon 0  
1965 Ayden 40, Weldon 21  
1966 Ayden 20, Weldon 0

Beaufort 20  
Warsaw James Kenan 13  
**REGION 2**  
Rohanen 7, Ayden 0  
James Kenan 38, Warrenton 13  
Weldon 20, Aberdeen 14  
Aberdeen 37, Oxford Orphanage 7  
Littlefield 7, Swansboro 0  
Liberty 32, Oxford Orphanage 21

Andrews 0  
NC School for the Deaf 12  
**REGION 3**  
Greensboro Allen Jay 7, Mebane 0  
Sumner 0, East Surry 0 **(TIE)**  
East Surry 12, Carthage 6  
Glen Alpine 27, E. Southern Pines 2  
Glen Alpine 34, Red Springs 12  
Andrews 20, Glen Alpine 7

**REGION 4**  
Glen Alpine 26, Clyde 7  
Glen Alpine 21, Andrews 7  
Andrews 35, Drexel 6  
Andrews 30, Mars Hill 27  
Robbinsville 34, Spruce Pine 7

1967 Ayden 20  
1968  
1969  
1970  
1971  
1972  
1973  
1974  
1975  
1976  
1977  
1978  
1979  
1980  
1981  
1982  
1983  
1984  
1985  
1986  
1987  
1988  
1989  
1990  
1991  
1992  
1993  
1994  
1995  
1996  
1997  
1998  
1999  
2000

**EAST**  
Liberty 14  
Ayden 14  
Robbinsville 14  
Robbinsville 28  
Robersonville 30  
North Duplin 20  
Robbinsville 50  
Robbinsville 27  
Maxton 86  
Robbinsville 34  
Robbinsville 42  
Midway 25  
Robbinsville 46  
Robbinsville 40  
Robbinsville 68  
Robbinsville 21  
Robbinsville 28  
Jamesville 6  
Swain County 32  
Murphy 27  
Murphy 56  
Swain County 23  
Swain County 35  
Swain County 40  
Murphy 30  
Robbinsville 35  
Hobbs 29  
North Edgecombe 7  
Williamston 21  
Murphy 13  
North Edgecombe 38  
Starmount 22  
Williamston 40  
Graham 31

1967 Andrews 34  
1968  
1969  
1970  
1971  
1972  
1973  
1974  
1975  
1976  
1977  
1978  
1979  
1980  
1981  
1982  
1983  
1984  
1985  
1986  
1987  
1988  
1989  
1990  
1991  
1992  
1993  
1994  
1995  
1996  
1997  
1998  
1999  
2000

**WEST**  
Tryon 7  
Red Springs 13  
Manteo 8  
Saratoga 6  
Robbinsville 18  
Saratoga 14  
Rosewood 0  
Manteo 0  
North Duplin 8  
Princeton 6  
Rock Ridge 7  
Cherokee 6  
Princeton 8  
Rosewood 0  
Belhaven Wilkinson 0  
Bath 6  
Creswell 6  
Rosman 0  
North Edgecombe 0  
Tabor City 3  
Columbia 15  
Midway 7  
Currituck 14  
Robersonville Roanoke 14  
Rosewood 3  
Lakewood 0  
Swain County 12  
Murphy 6  
Swain County 7  
North Edgecombe 0  
Rosman 28  
North Edgecombe 20  
Graham 20  
Northside 6

### CLASSES SUBDIVIDED IN 2001

2001 Swain County 38  
2002 Elkin 30  
2003 Elkin 35  
2004 Swain County 16  
2005 Elkin 42  
2006 Elkin 28  
2007 Plymouth 20  
2008 Mount Airy 37  
2009 Wallace-Rose Hill 38  
2010 Wallace-Rose Hill 22  
2011 Murphy 21  
2012 Plymouth 20  
2013 Murphy 35  
2014 Robbinsville 21  
2015 Plymouth 28  
2016 Murphy 15  
2017 Cherokee 21  
2018 Murphy 60  
2019 Robbinsville 45  
20-21 Murphy 14

**1A**  
Williamston 19  
Chocowinity Southside 6  
North Edgecombe 6  
Chocowinity Southside 14  
Northampton-West 12  
Manteo 7  
North Duplin 13  
Williamston 14  
Mount Airy 37 (OT)  
Murphy 21  
Jones Senior 6  
Murphy 15  
Plymouth 34  
Plymouth 18  
Robbinsville 20  
Plymouth 14  
North Duplin 13  
Pamlico 27  
Northampton County 14  
Northside-Pinetown 7

2001 Albemarle 66  
2002 Albemarle 31  
2003 Albemarle 41  
2004 Thomasville 15  
2005 Thomasville 21  
2006 Thomasville 13  
2007 James Kenan 13  
2008 Thomasville 42  
2009 Albemarle 45  
2010 Albemarle 21  
2011 Swain County 20  
2012 Southwest Onslow 44  
2013 James Kenan 42  
2014 Wallace-Rose Hill 34  
2015 Wallace-Rose Hill 48  
2016 Wallace-Rose Hill 30  
2017 Tarboro 32  
2018 Tarboro 50  
2019 East Surry 56  
20-21 Tarboro 25

**1AA**  
Wallace-Rose Hill 28  
Williamston 26  
Farmville Central 7  
Wallace-Rose Hill 14  
Wallace-Rose Hill 20  
James Kenan 7  
West Montgomery 6  
East Bladen 13  
Southwest Onslow 21  
Pender 7  
Ayden-Grifton 14  
Swain County 34  
West Montgomery 14  
Starmount 21  
Mitchell 28  
West Montgomery 7  
Mount Airy 7  
East Surry 10  
Tarboro 28  
East Surry 7

### END OF SUBDIVISION ERA

2021 Tarboro 28  
2022 Mount Airy 20  
2023 Mount Airy 21

Mitchell 7  
Tarboro 7  
Tarboro 3